



# The digital citizen

US survey of how people perceive government digital services

# Table of contents

**03**

**Introduction**

**04**

**Five key findings**

**05**

**Few respondents frequently access government through digital channels—and when they do, satisfaction is low**

**11**

**People are open to emerging technology but face challenges using existing digital services**

**17**

**Perception is a challenge—many respondents don't see enough benefit from digital services**

**21**

**Improving customer experience is key to building trust**

**27**

**Recommendations**

**28**

**Methodology**

# Introduction

---

Digital government services are increasingly important in meeting constituent needs

To better understand how individuals perceive digital services provided by government agencies, we surveyed 1,000 people in the United States along with an additional 857 respondents in the United States to conduct statistically valid analysis for race and ethnicity. This summary of the findings aims to unpack citizens' perception of government services vis-à-vis the private sector and drivers and challenges in accessing public services digitally.

In addition to the United States, Deloitte also surveyed 4,800 respondents across 12 countries. Read more about our global report [here](#).

The analysis also considers enablers of digital services, such as digital identity, willingness to share data, and trust in government to ensure data privacy and security.



# Five key findings

## Key finding 1

### Few respondents frequently interact with government through digital channels

Only 23% of US respondents regularly (often + always) interact with government through digital channels, leaving governments with a long journey ahead to increase availability of digital services and boost adoption.

## Key finding 2

### Satisfaction lags the private sector

For respondents, satisfaction with digital government services in the United States lags those of private sector services by nearly 20%.

## Key finding 3

### Websites are preferred but hard to navigate

Most respondents prefer to interact with government through websites. However, difficulty navigating these sites is the biggest challenge respondents face while accessing digital services.

## Key finding 4

### Big demographic differences in usage


There are stark differences between respondents for those who frequently use digital services and those who don't based on age, income, geography, education, and race, potentially raising concerns about access to and the equity of digital services.

## Key finding 5

### Reasons for optimism

- Respondents are open to sharing data with government when there is a clear benefit.
- Better user experience can lead to higher satisfaction and trust in government.
- The three biggest challenges cited by respondents when accessing government services are areas government can control: user experience, privacy, and security.



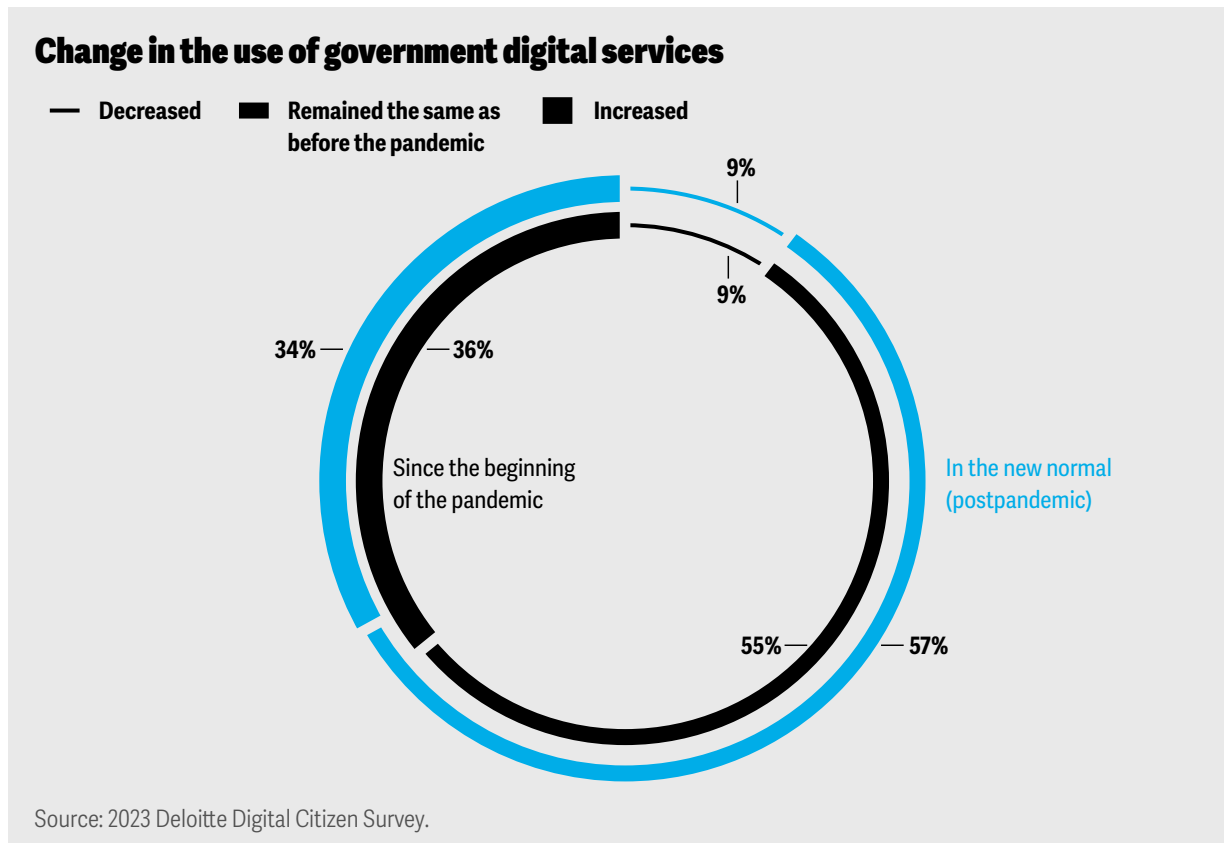


---

**Few respondents frequently access government through digital channels—and when they do, satisfaction is low**

## The pandemic increased respondents' use of digital services by 36%—and going forward, usage is expected to increase even more

The pandemic has accelerated government's digital transformation efforts and changed the way many people access government services. COVID-19 turned out to be a tipping point for digital government services. From telehealth to virtual courts to virtual education—many government services were made available online.

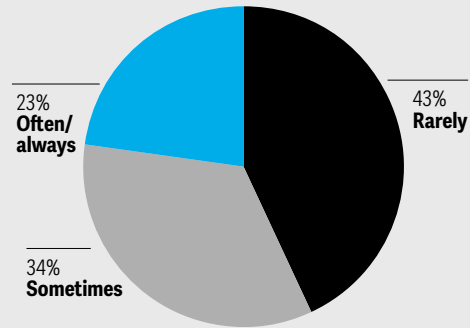


## Most respondents still don't frequently access government through digital channels

Only 23% of US respondents regularly (often + always) interact with government through digital channels, leaving governments with a long journey ahead to increase availability and boost adoption.

### US average of interaction with government through digital channels

*How often do you interact with government through digital channels?*

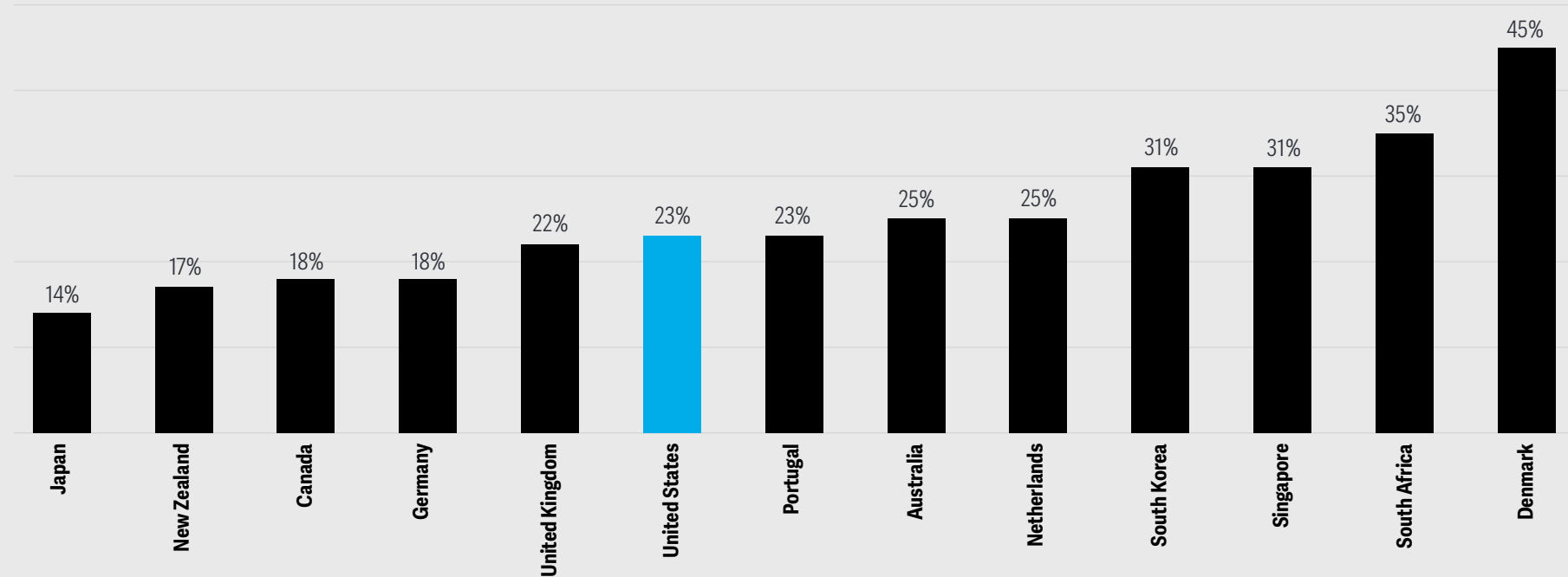


Source: 2023 Deloitte Digital Citizen Survey.

## Interaction with digital services varies substantially by country

To increase usage of digital channels, agencies should adopt omnichannel strategies. An omnichannel strategy meets constituents where they are and within the context of their life (for example, by phone, in-person, web, mobile, etc.) while also accounting for realities such as areas with low or no internet bandwidth as well as digital literacy and accessibility gaps.

### Percentage of respondents who often and always interact with government through digital channels



Source: 2023 Deloitte Digital Citizen Survey.

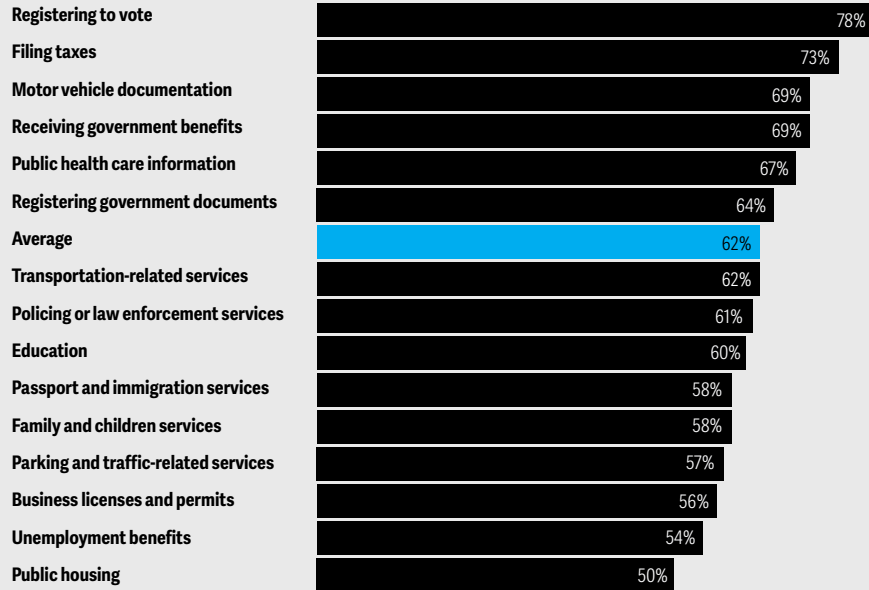


# Satisfaction with digital government services on average lags the private sector by nearly 20%

Nearly all online government services that were covered in the survey have satisfaction levels below the private sector services mentioned in the survey. A life-event approach to delivering some of these services could improve satisfaction.

## Satisfaction level of respondents with online government services and online private sector services

### Online government services (satisfied and very satisfied)



### Online private services (satisfied and very satisfied)

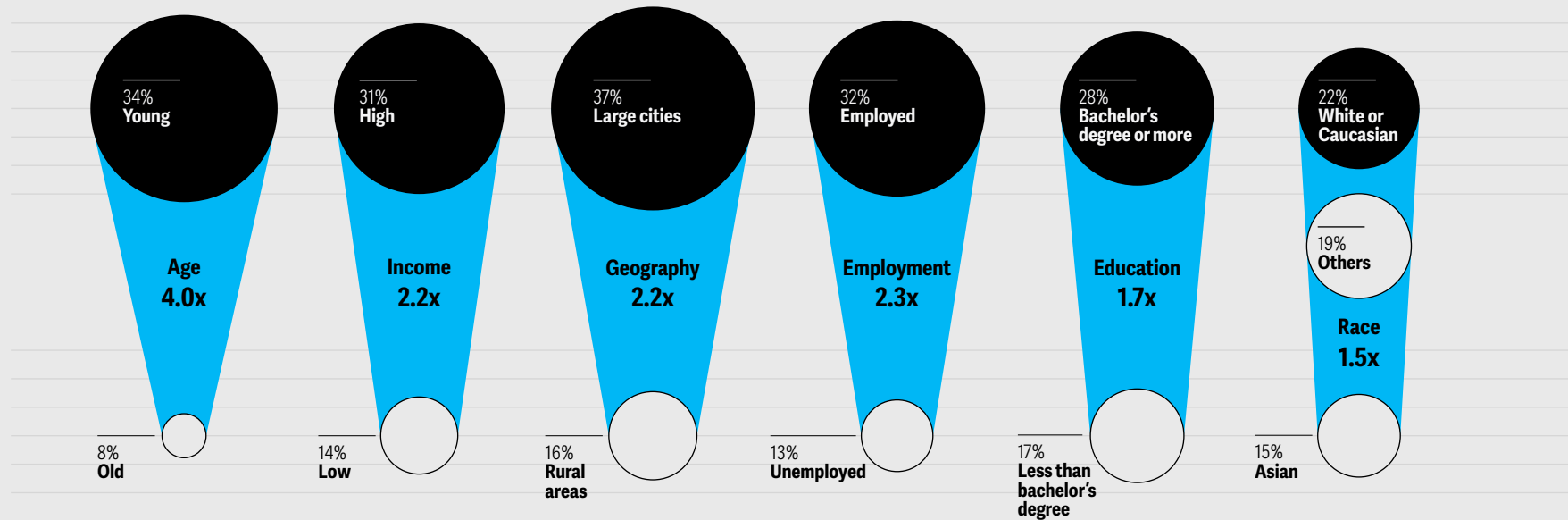


Source: 2023 Deloitte Digital Citizen Survey.

## Use of digital government services varies significantly across demographic groups surveyed

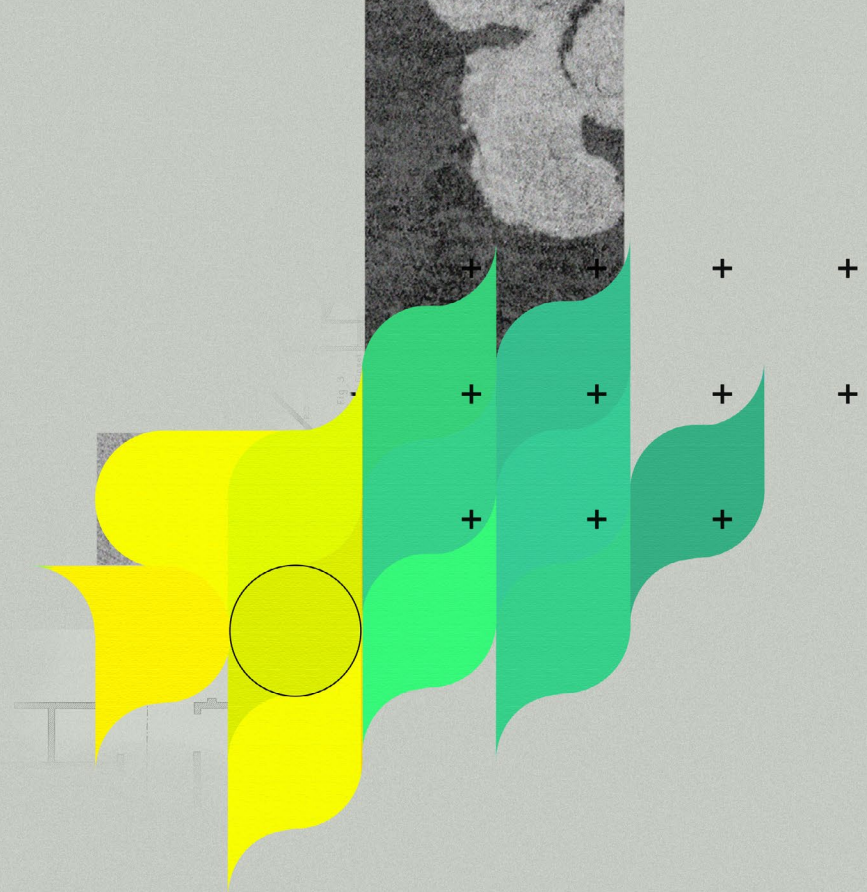
While the shift toward online services during COVID-19 made things easy for many, for some it made things more difficult. COVID-19 highlighted the digital divide and how unprepared some governments were to bridge it.

### Respondents who often and always interact with government through digital channels



Note: Age ranging from 18–34 denote younger population; 55 and above denote older population. Top three deciles were categorized as high-income earners, bottom three deciles were categorized as low-income earners, and the rest were categorized as medium-income earners.

Source: 2023 Deloitte Digital Citizen Survey.



---

**People are open to emerging technology but face challenges using existing digital services**

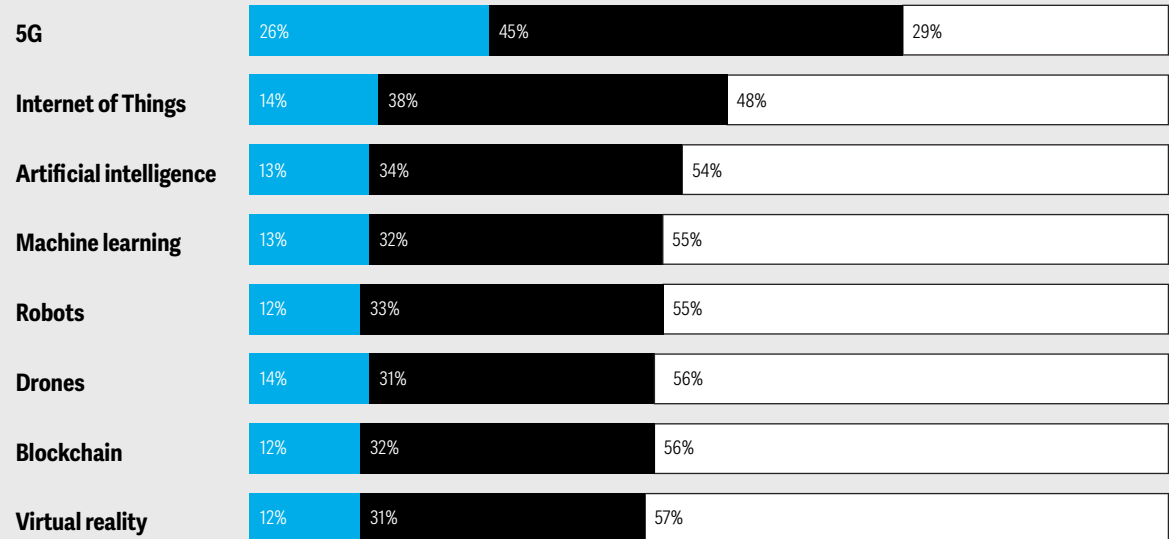
## Survey respondents are largely favorable toward 5G and IoT so long as they can save time or increase convenience

Highlighting the increased demand for high-speed connectivity, 5G technology is far and away the leading technology that respondents wanted government to adopt.

### I would be happy if government agencies adopted this emerging technology if it provided convenience, saved time, or provided more personalized services

Percentage of agree and strongly agree

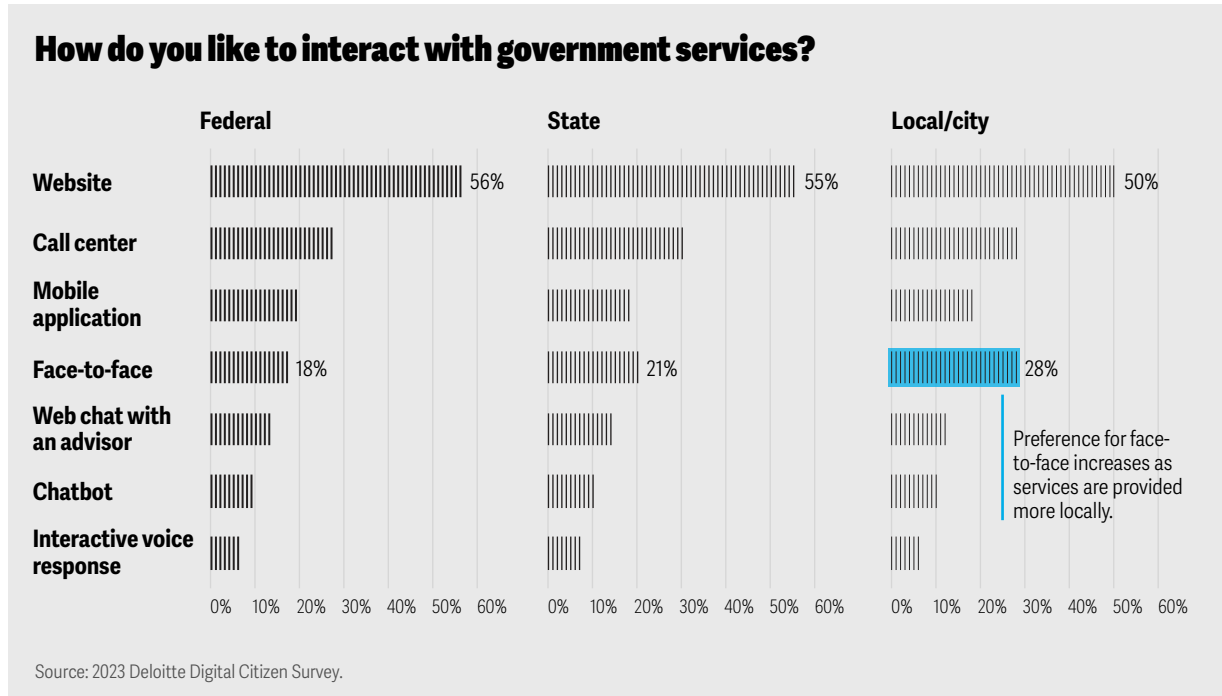
● Strongly agree ● Agree ○ Other response



Note: Percentages may not add up to 100 due to rounding off.  
Source: 2023 Deloitte Digital Citizen Survey.

## Survey respondents have a clear preference for interacting with government through websites

Governments should design better websites with a focus on usability, given the strong preference for digital services. Preference for face-to-face interactions increases the closer governments are to constituents.



## Only 6% of respondents like to interact through interactive voice response—this may be due to an outdated approach

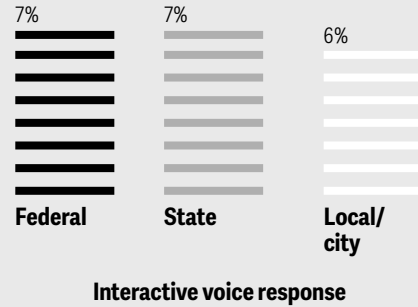
The lack of usage of interactive voice response (IVR) could be due to the perception that IVR is slow and ineffective. Affective elements—including more and better communication and more empathetic and responsive language—can significantly help adoption of IVR, and are being implemented by many governments.

---

Read more about how governments can modernize IVR in contact centers in our study on [the future of government contact centers](#).

### How do you like to interact with government services?

IVR is the **least-preferred** channel to access government services across age, income, race, and gender.



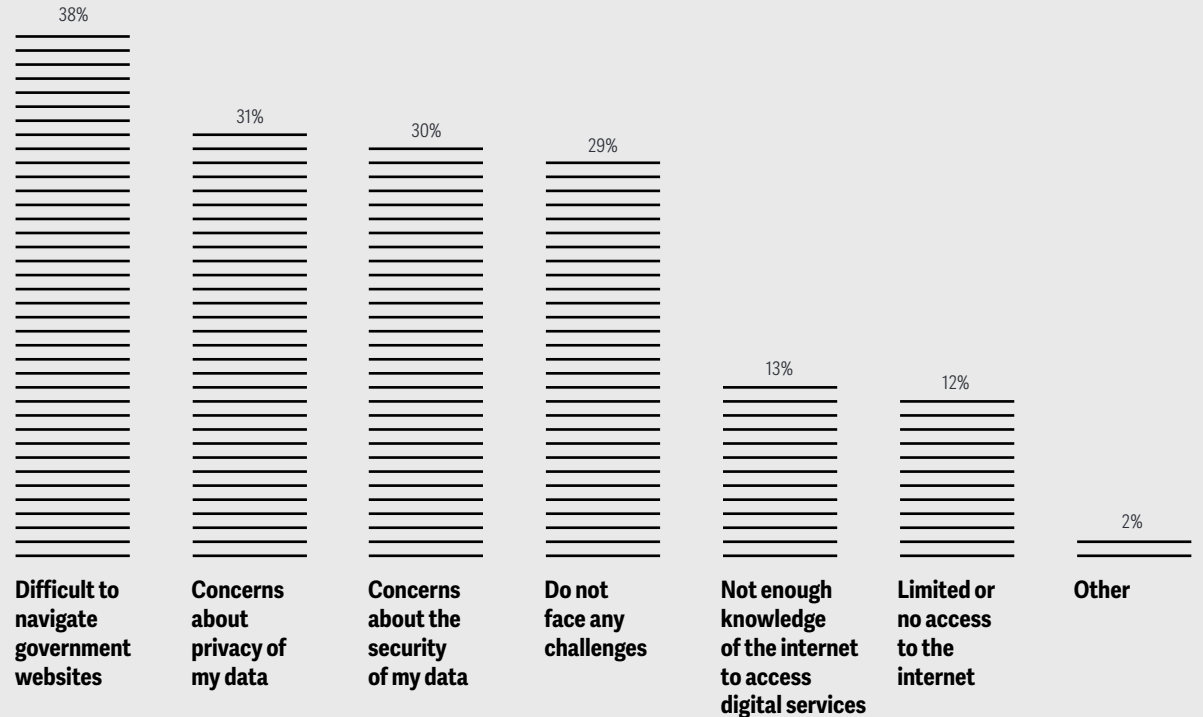
Source: 2023 Deloitte Digital Citizen Survey.

## Users' biggest challenges— website user experience, privacy, and security—are solvable

Website user experience varies considerably across countries. More than half of respondents in South Africa identified it as a challenge. Often, websites are designed from the government perspective rather than the user's. The key to simplifying the complexity of government websites and increasing usability is focusing on user needs rather than government stakeholders.

Read more about contact centers in the [delivering the digital state](#) study.

### Challenges for respondents while accessing digital government services



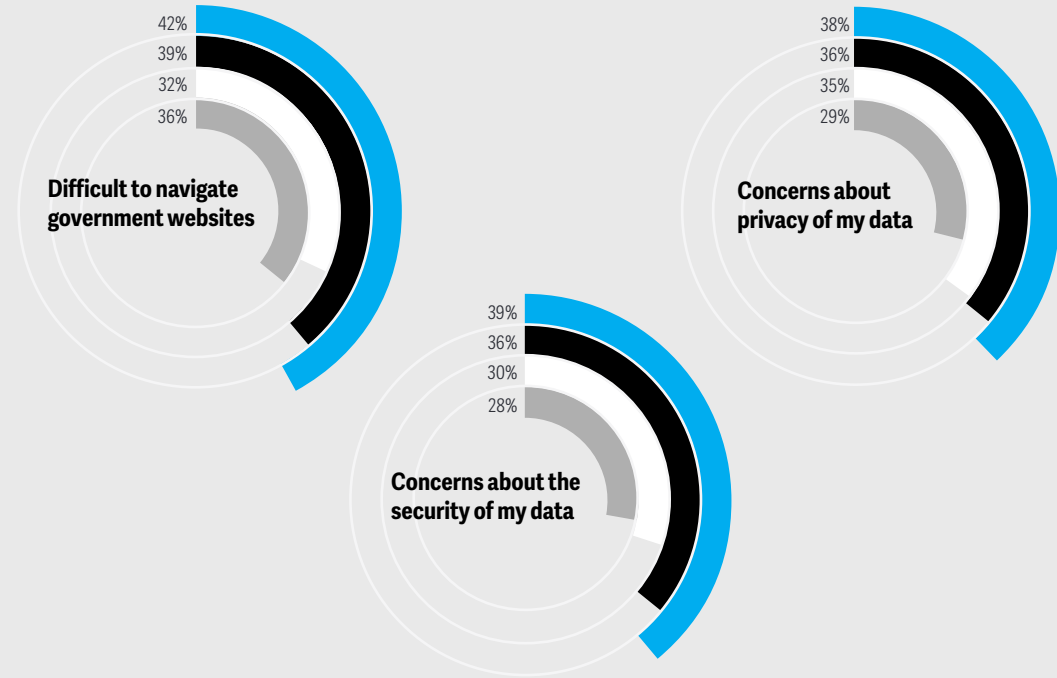
Source: 2023 Deloitte Digital Citizen Survey.

## The challenges identified by respondents vary by race

- Difficulty in navigating websites is a top challenge for all respondents, with Asian and Hispanic or Latino respondents citing this issue most frequently.
- Similarly, Asian and Hispanic or Latino respondents have slightly higher levels of concern about the privacy and security of their data in comparison to others.


### Challenges for respondents while accessing digital government services by race

● Asian ● Hispanic or Latino ● Black or African American ● White or Caucasian



Source: 2023 Deloitte Digital Citizen Survey.





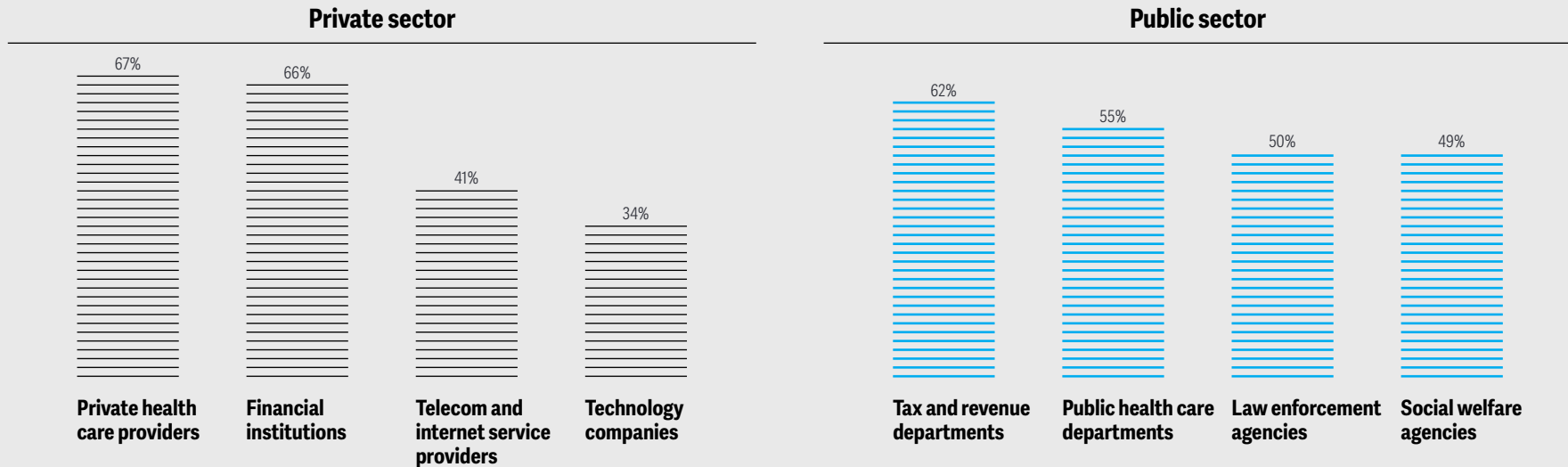
---

**Perception is a challenge—many respondents don't see enough benefit from digital services**

# Concerns about security and privacy are not necessarily driven by mistrust of how government will use data

**Respondents trust government agencies to protect their data more than telecom and tech companies, with which they share huge volumes of data everyday**

*I trust that “[...]” will protect my personal data.*

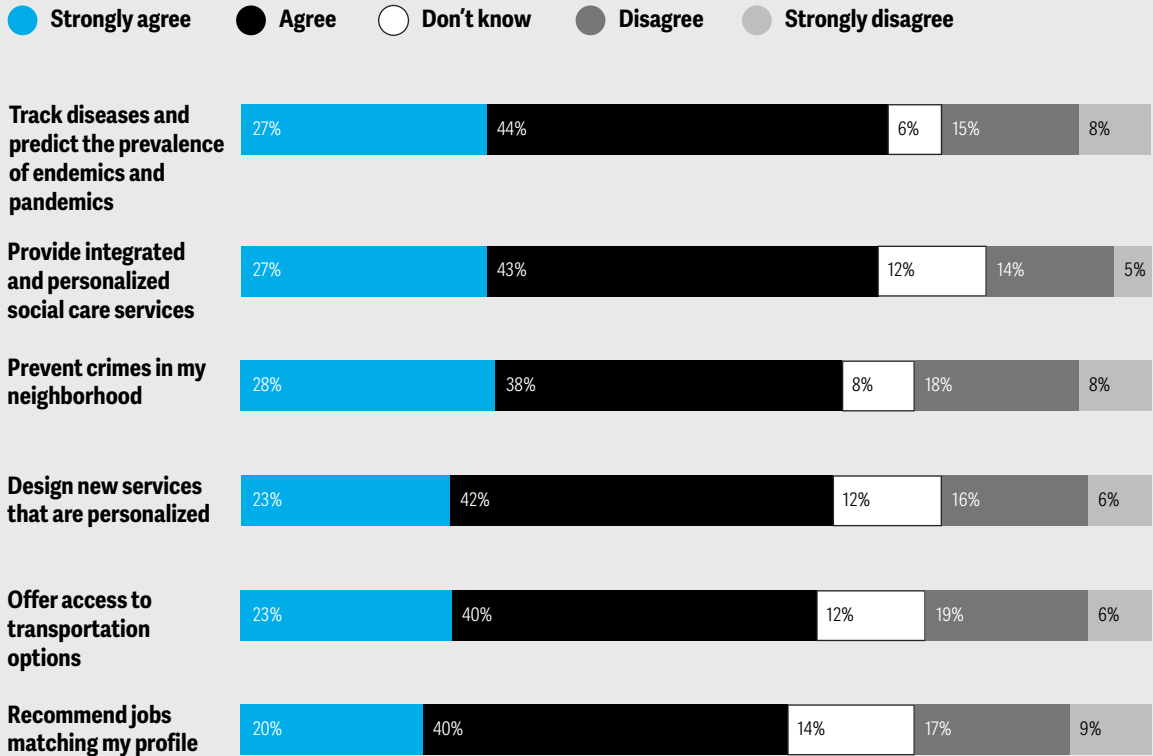


Source: 2023 Deloitte Digital Citizen Survey.

## Respondents are generally willing to share data for personal and public benefit

Respondents are willing to share data in exchange for personalized services tailored to the individual's needs, interests, and circumstances. Seventy percent of respondents who cited privacy as a challenge are willing to share data if they know how data-sharing improves the services they use. Similarly, 66% of respondents who have security concerns would also share data if data-sharing improves the services they use.

### I am comfortable with government agencies collecting personal data to ...



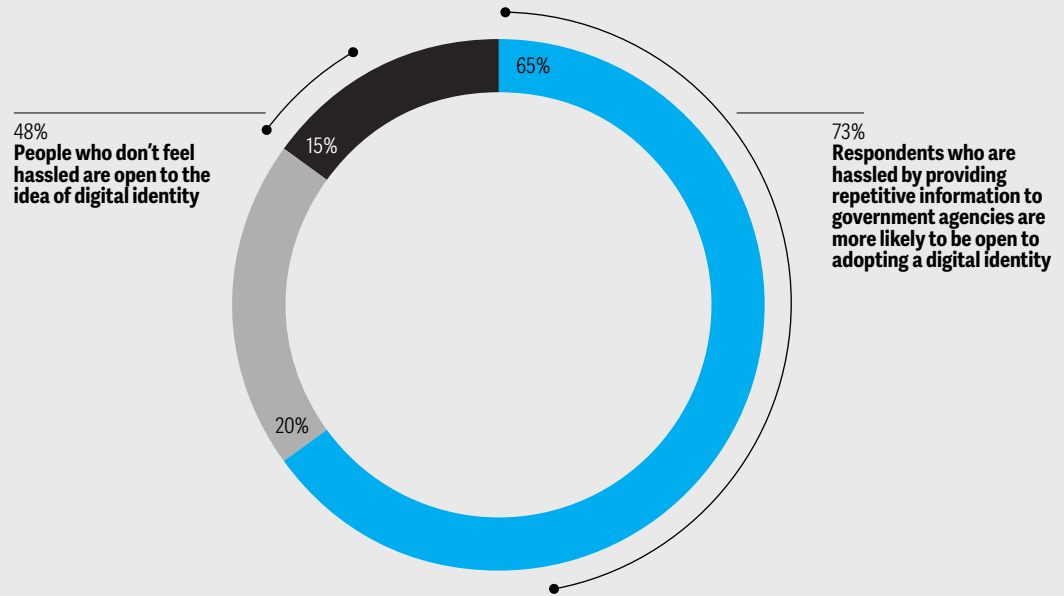
Note: Percentages may not add up to 100 due to rounding off.

Source: 2023 Deloitte Digital Citizen Survey.

## Avoiding the hassle of providing repetitive information to government agencies is a major driver behind openness to a digital identity

### Government agencies asking for repetitive information is a hassle for me


● Agree ● Neutral ● Disagree



Source: 2023 Deloitte Digital Citizen Survey.

---

**Improving customer experience is  
key to building trust**



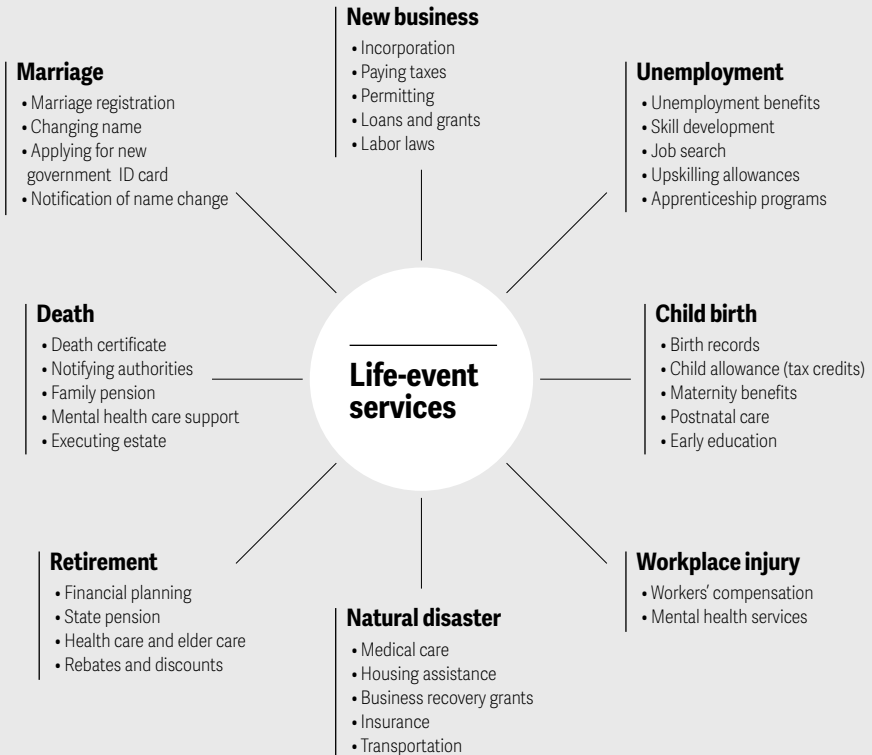
## Moving toward an integrated life-events approach is an important way to improve customer experience

Life event–based service delivery focuses on the individual citizen or business.

Instead of forcing individuals to track down different government agencies in response to a life event such as a birth or death, these agencies collaborate to meet citizen needs proactively.

This can mean anticipating user’s needs, sharing information on the citizen’s behalf, and guiding them through their likely next steps.

### Basket of services based on representative life events



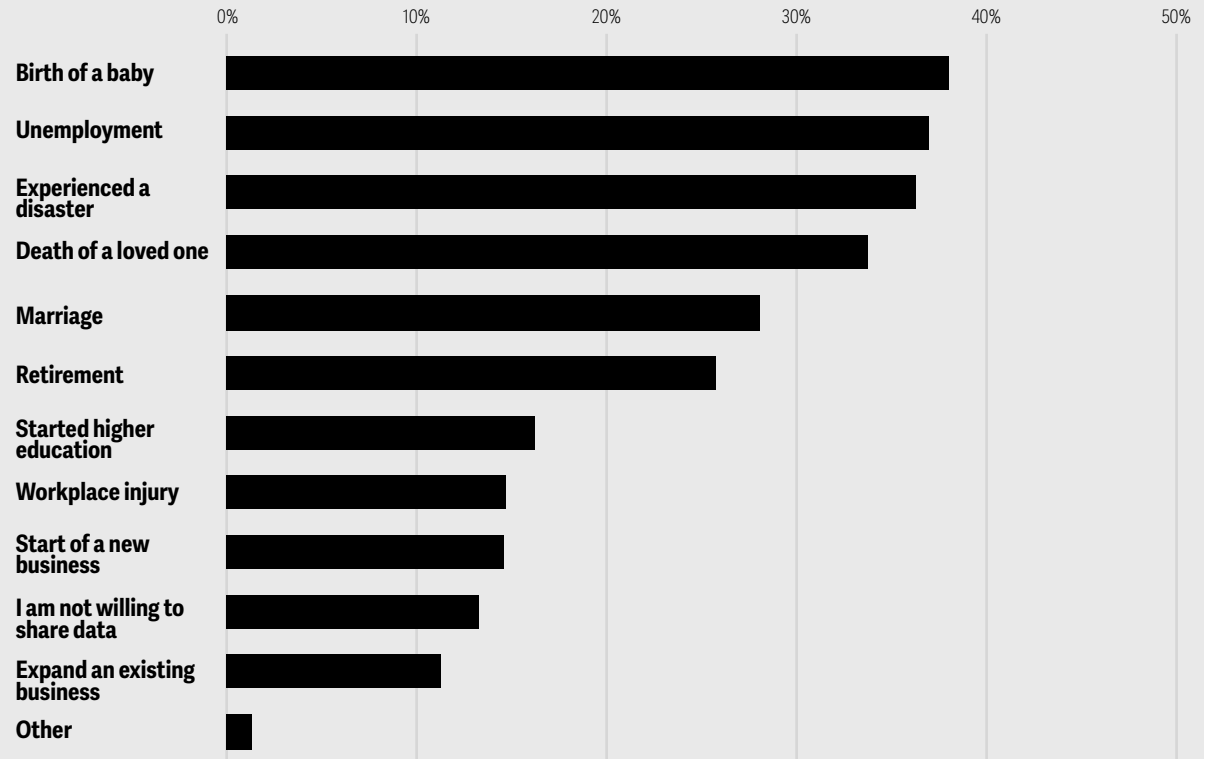
Source: William D. Eggers et. al., *How government can deliver streamlined life event experiences*, Deloitte Insights, July 12, 2022.

## Individuals are willing to share life-event data for a range of government services

Instead of forcing individuals to track down different government agencies in response to a life event such as a birth, unemployment, or death, agencies can collaborate to meet constituents' needs proactively.

### Willingness to share data for life event-based government services

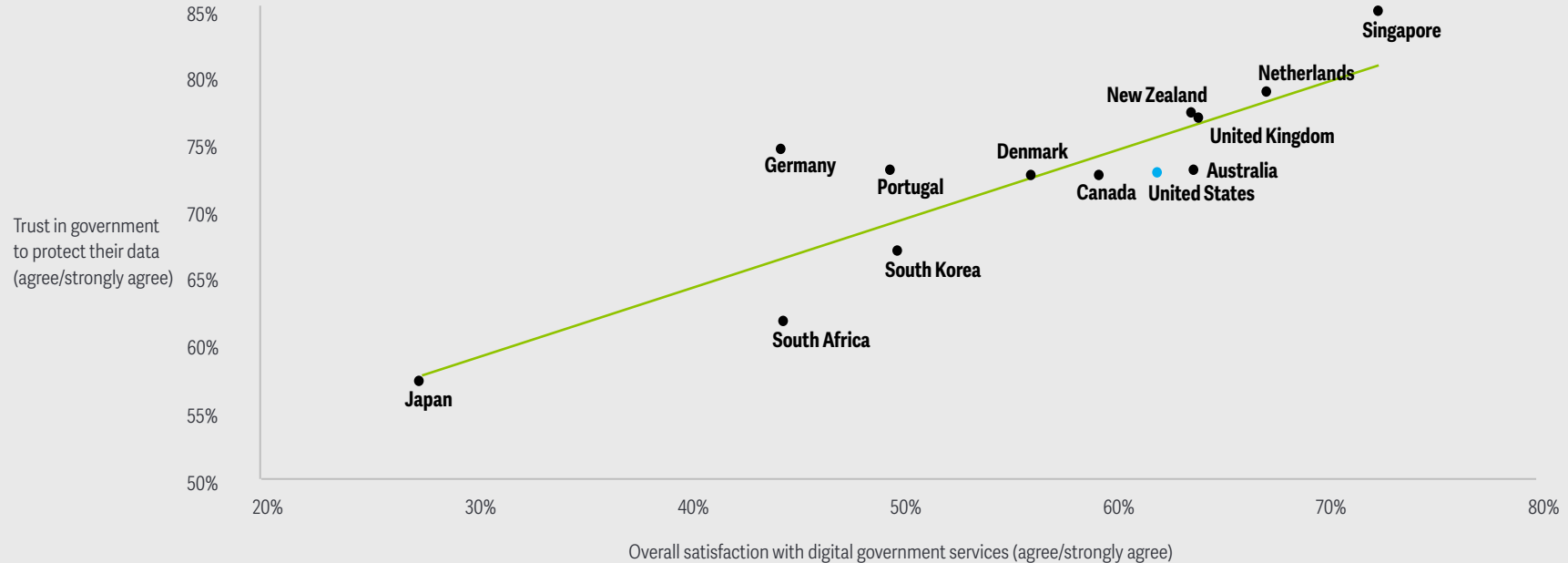
*Please select the three you would be most willing to do*



Source: 2023 Deloitte Digital Citizen Survey.

## In the United States, as in other countries, respondents' trust in government to protect their data is correlated to their satisfaction with digital government services

### Association between trust and satisfaction with digital government services



Note: The US results are in line with Deloitte's 2021 US state and local survey that found respondents rate state and local agencies high on trust if they think that state governments' digital services are easy to use.  
Source: 2023 Deloitte Digital citizen Survey.



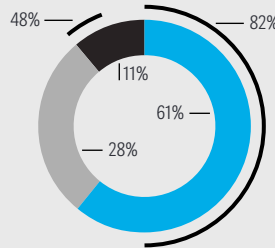
## Better customer experience (CX) can lead to higher satisfaction and, thereby, trust in government

Respondents who are satisfied with an agency's digital services also tend to rate the agency highly trustworthy in protecting their personal data. Respondents who are not satisfied with digital services tend to generate lower trust scores. This implies that better CX could improve satisfaction and thereby increase trust.

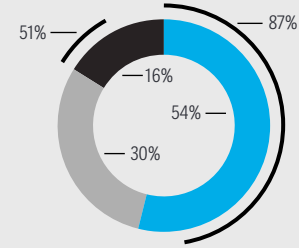
### Customer experience in government

● Satisfied   ● Neutral   ● Not satisfied   — High trust in protecting personal data

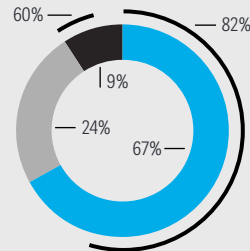
#### Law enforcement departments



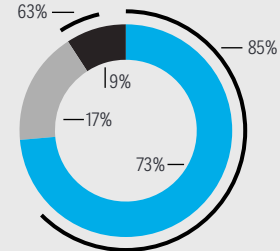
#### Online family and children services



#### Health services



#### Filing taxes



Source: 2023 Deloitte Digital Citizen Survey.

---

By focusing on customer experience, governments can improve satisfaction with government services

Agencies can help to improve CX by shifting to a citizen-centric mindset, tying CX to a mission outcome, assign ownership of improving CX, and building the necessary infrastructure to deliver it.

**Shift from government-centric to citizen-centric.** Tailor government services around citizen needs, not government.

**Assign a leader who owns all the touchpoints** across the customer journey. Agencies should establish a CX office that coordinates CX initiatives across an agency.


**Build infrastructure to deliver CX.** Use integrated data management to adopt once-only principles to collect data and deploy artificial intelligence and machine learning to personalize service delivery.

**Tie CX to a particular mission outcome.** Better understanding of citizen needs and behavior can allow government agencies to serve constituents more effectively and do so in a more cost-efficient way.

**Find new service delivery models.** Focus on user-centricity to identify transformational ways of delivering services that can cut costs and build trust.

---

Read more about contact centers in [Government customer experience could hold the key to citizens' trust.](#)



# Recommendations

## **Tailor services to constituents**

Customer segmentation, proactive service delivery, and personalization can help governments deliver highly tailored services when “one size fits all” approaches don’t serve well or are not equitable.

## **Focus on user experience to help restore trust**

Our results showed a clear link between satisfaction with online services and trust in government. Keeping the end-to-end user experience in mind can help agencies design services that are easy to use and deliver positive results.

## **Prioritize privacy and data security**

Data security and privacy are constantly evolving areas with changing expectations at the constituent level. These areas can be key to building trust. Establishing transparent processes and providing a clear summary of how data is used are good places to start.

## **Be transparent and share performance data**

Government agencies sometimes miss the opportunity to share good news about what they have accomplished. The shortcomings of government services tend to be highlighted, while

success stories are often overlooked. Government agencies that transparently share their own results—good and bad—can help combat this bias.

## **Adopt a life-event approach**

Put the user at the heart of government services rather than organizing by agency function. This requires extensive user research through design tools such as ethnographic study, journey mapping, and persona development to understand individuals’ needs.

---

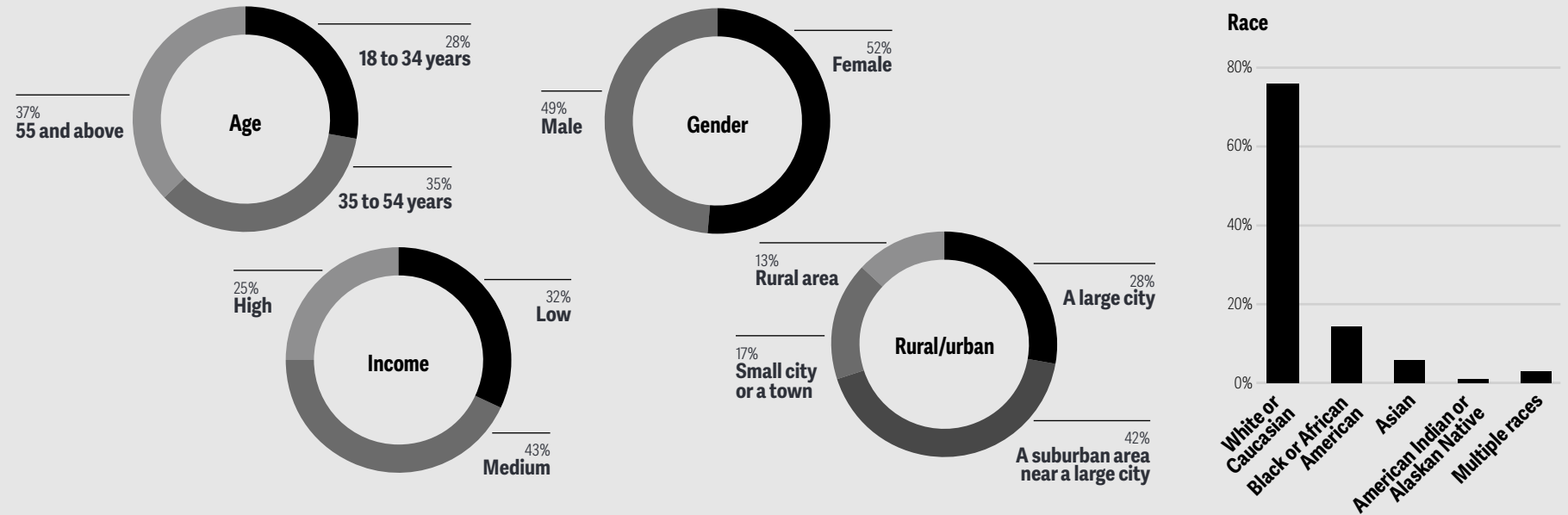
# Methodology



## Deloitte survey: United States Sample

In November 2022, Deloitte surveyed 1,000 individuals to understand their use of government digital services in the United States. We also surveyed an additional 857 respondents to be able to conduct statistically valid analysis based on ethnicity and race. The survey results are weighted for age, income, and gender.

### Key demographic distribution of US survey respondents



Source: 2023 Deloitte Digital Citizen Survey.

# About the authors

## **William D. Eggers** | [weggers@deloitte.com](mailto:weggers@deloitte.com)

William D. Eggers is the executive director of Deloitte's Center for Government Insights, where he is responsible for Deloitte's public sector thought leadership. His most recent book is *Delivering on Digital: The Innovators and Technologies that Are Transforming Government* (Deloitte University Press, 2016). His other books include *The Solution Revolution*, *If We Can Put a Man on the Moon*, and *Governing by Network*. He coined the term Government 2.0 in a book by the same name. His commentary has appeared in dozens of major media outlets.

## **Michele Causey** | [michelecausey@deloitte.com](mailto:michelecausey@deloitte.com)

Michèle Causey is the leader of Digital Government Transformation for Deloitte's US-based Government Public Services sector, driving service delivery across government that elevates the human experience with intuitive and equitable solutions. As a former member of the US Federal Senior Executive Service, she has a deep awareness of the challenges and opportunities facing decision-makers across government. She brings strategy, customer experience, technology, and innovation skill sets built over her 20+ year career leading digital transformation initiatives in the public and private sectors.

## **David Noone** | [dnoone@deloitte.com](mailto:dnoone@deloitte.com)

David Noone is a senior manager in the Research and Insights group of Deloitte Services LP. He works with governments and universities to better understand and implement emerging technologies and business models that can help address their most pressing challenges. Prior to this role, he spent nine years with Deloitte Consulting LLP leading organizational assessment and transformation projects.

**Pankaj Kishnani** | [pkamleshkumarkish@deloitte.com](mailto:pkamleshkumarkish@deloitte.com)

Pankaj Kishnani is a research specialist with the Deloitte Center for Government Insights. He specializes in emerging trends in technology and innovation and their impact on the public sector.

**Mahesh Kelkar** | [mkelkar@deloitte.com](mailto:mkelkar@deloitte.com)

Mahesh Kelkar is the smart cities research leader for the Deloitte Center for Government Insights. His research focuses on understanding the impact of technology, innovation, and policy on the future of cities. He closely tracks the federal and state government sectors and focuses on conducting indepth research on the intersection of technology with government operations, policy, and decision-making.

# Acknowledgements

The authors would like to thank **Aishwarya Rai** and **Thirumalai Kannan D.** of the Deloitte Center for Government Insights for contributing to survey analysis. The authors would also like to thank **David Levin, Satish Nelanuthula, Rohith Reddy Alluri,** and **Srinivasarao Oguri** for their advice on the survey instrument and analyzing the survey data. They would also like to thank **Meenakshi Venkateswaran** for her help in designing the graphics of the report.

The authors are also grateful to **Art Stephens, Bruce Chew, John O’Leary, Rebecca Kapes Osmon,** and **Joe Mariani** for their reviews at critical junctures and contributing their ideas and insights to this survey report.

## About the Deloitte Center for Government Insights

The Deloitte Center for Government Insights shares inspiring stories of government innovation, looking at what’s behind the adoption of new technologies and management practices. We produce cutting-edge research that guides public officials without burying them in jargon and minutiae, crystalizing essential insights in an easy-to-absorb format. Through research, forums, and immersive workshops, our goal is to provide public officials, policy professionals, and members of the media with fresh insights that advance an understanding of what is possible in government transformation.



# Contact us

Our insights can help you take advantage of change. If you're looking for fresh ideas to address your challenges, we should talk.

## Industry leadership

### Michele Causey

Digital Government Transformation leader | Deloitte Consulting LLP

+1 571 858 6120 | michelecausey@deloitte.com

Michèle Causey is the leader of Digital Government Transformation for Deloitte's US-based government public services sector.

## The Deloitte Center for Government Insights

### William Eggers

Executive director | Deloitte Center for Government Insights

+1 571 882 6585 | weggers@deloitte.com

William D. Eggers is the executive director of Deloitte's Center for Government Insights, where he is responsible for the firm's public sector thought leadership.

## Digital Government Transformation Services

Digital transformation in government is quickly becoming an imperative: Customer expectations for digital and mobile experiences are pushing governments to embrace digital transformation as fully as their constituents and commercial enterprises have. Deloitte digital government services can help leaders create a government digital transformation strategy that improves many aspects of public service, including the government customer experience. To learn more, visit [Deloitte.com](https://www.deloitte.com).



Sign up for Deloitte Insights updates at [www.deloitte.com/insights](https://www.deloitte.com/insights)



---

## **Deloitte Insights contributors**

**Editorial:** Ramani Moses, Abrar Khan, Aparna Prusty, Arpan Kumar Saha, Rupesh Bhat, Blythe Hurley, and Emma Downey

**Creative:** Molly Piersol, Sofia Sergej, and Sonya Vasilieff

**Deployment:** Maria Martin Cirujano

**Cover artwork:** Sofia Sergi

### **About Deloitte Insights**

Deloitte Insights publishes original articles, reports and periodicals that provide insights for businesses, the public sector and NGOs. Our goal is to draw upon research and experience from throughout our professional services organization, and that of coauthors in academia and business, to advance the conversation on a broad spectrum of topics of interest to executives and government leaders. Deloitte Insights is an imprint of Deloitte Development LLC.

### **About this publication**

This publication contains general information only, and none of Deloitte Touche Tohmatsu Limited, its member firms, or its and their affiliates are, by means of this publication, rendering accounting, business, financial, investment, legal, tax, or other professional advice or services. This publication is not a substitute for such professional advice or services, nor should it be used as a basis for any decision or action that may affect your finances or your business. Before making any decision or taking any action that may affect your finances or your business, you should consult a qualified professional adviser. None of Deloitte Touche Tohmatsu Limited, its member firms, or its and their respective affiliates shall be responsible for any loss whatsoever sustained by any person who relies on this publication.

### **About Deloitte**

Deloitte refers to one or more of Deloitte Touche Tohmatsu Limited, a UK private company limited by guarantee ("DTTL"), its network of member firms, and their related entities. DTTL and each of its member firms are legally separate and independent entities. DTTL (also referred to as "Deloitte Global") does not provide services to clients. In the United States, Deloitte refers to one or more of the US member firms of DTTL, their related entities that operate using the "Deloitte" name in the United States and their respective affiliates. Certain services may not be available to attest clients under the rules and regulations of public accounting. Please see [www.deloitte.com/about](https://www.deloitte.com/about) to learn more about our global network of member firms.

Copyright © 2023 Deloitte Development LLC. All rights reserved.  
Member of Deloitte Touche Tohmatsu Limited