



European CFO Survey

Growth prospects in an uncertain world

Q3 | November 2016

Austria

Contents

Foreword	03
Key findings	04
Financial prospects barely changed	06
Uncertainty still elevated	07
Risk appetite remains weak	08
Revenue expectations remain optimistic	09
Margin outlook recovers	10
Capex outlook weaker but remains positive	11
Employment outlook softens	12
Political and economic risks dominate	13
CFOs become more defensive	14
Bank borrowing preferred option for financing	15
Negative impact of Brexit negotiations feared	18
Main concerns over non-tariff barriers	19
Data summary	20

About the data

The findings discussed in this report are representative of the opinions of 1,148 CFOs based in 17 European countries: Austria, Belgium, Finland, France, Germany, Ireland, Italy, the Netherlands, Norway, Poland, Portugal, Russia, Spain, Sweden, Switzerland, Turkey and the UK. CFOs were all contacted between August and October 2016. French responses represent preliminary data.

Some of the charts in the Survey show results as an index value (net balance). This is calculated by subtracting the percentage of respondents giving a negative response from the percentage giving a positive response; responses that are neither positive nor negative are deemed to be neutral. Due to rounding, not all percentages shown in the charts will add up to 100.

Acknowledgements

We would like to thank all participating CFOs for their support in completing the survey.

Further information

For further information and a more detailed analysis please visit www.deloitteresearchemea.com. If you would like to contact us please complete the form on our website or email us at europeanCFO@deloitte.co.uk.

Authors and contributors

Michael Grampp

Director, European
CFO Survey Lead, Deloitte AG
+41 (0) 58 279 6817
mgrampp@deloitte.ch

Alex Cole

Economic Analyst
Deloitte LLP
+44 (0) 207 7007 2947
alecole@deloitte.co.uk

Kate McCarthy

EMEA Research Centre Lead
Deloitte LLP
+44 (0) 20 7303 3450
katmccarthy@deloitte.co.uk

Contacts

Mag. Gerhard Marterbauer

CPA, Partner Audit, Austria
Deloitte Audit Wirtschaftsprüfungs GmbH
+43 1 537 00 4600
gmarterbauer@deloitte.at

Alan Flanagan

Partner, EMEA CFO Programme Lead
Deloitte Ireland
+353 (1) 417 2873
aflanagan@deloitte.ie

Sanford A. Cockrell III

Managing Partner, Global Leader,
CFO Programme, Deloitte DTTL
+1 (212) 492 3840
scockrell@deloitte.com

For more information please visit:
www.deloitteresearchemea.com

Foreword

Welcome to the fourth edition of the Deloitte European CFO Survey. The Survey presents the insights from CFOs across Europe on market and business sentiment, and provides a timely view of CFOs' perspective on Brexit.

The European CFO Survey is part of the Deloitte EMEA CFO Programme, an initiative that brings together senior Deloitte professionals across multidisciplinary teams to help CFOs effectively address the challenges and demands they experience in their role. The Deloitte EMEA CFO Programme helps inform, develop, empower and connect the CFO community across the EMEA region and includes the Deloitte Next Generation CFO Academy and CFO Labs to assist in executive transition and transformation. If you would like further information on the programme please contact one of my colleagues based in your country.

We would like to thank all CFOs who took the time to participate in this edition of the Deloitte European CFO Survey and welcome your thoughts and feedback.



Alan Flanagan
Partner, EMEA CFO Programme Lead



Mag. Gerhard Marterbauer
CPA, Partner Audit

Key findings

European CFOs view the current economic and business environment as challenging, but see potential for growth in their businesses over the next year.

Businesses across Europe have had a number of political shocks to contend with over the summer and two-thirds of CFOs view current levels of uncertainty as above normal. As a result, optimism in the third quarter remains basically unchanged from the start of the year, with a net balance of just +1% of CFOs reporting being more optimistic about the financial prospects of their businesses compared to Q1.

With optimism barely improving and perceptions of uncertainty remaining elevated, CFOs continue to be risk averse. On average, less than a third (28%) of CFOs think now is a good time to be taking greater risk onto their balance sheets, down one percentage point from Q1.

One factor that clearly added to perceptions of external uncertainty over the summer was the results of the UK's referendum in June to leave the EU. The

'Brexit' vote took markets by surprise and created a significant shock to sentiment in the UK. In the aftermath of the vote, we asked European CFOs how they believed Brexit negotiations between the EU27 and the UK would impact their businesses. Overwhelmingly European CFOs think there are many more potential negatives than positives from the process: 37% think the negotiations will have a negative impact on their business, while just 5% foresee any positives.

CFOs were also asked which aspects of Brexit would most affect their businesses. In 12 out of the 14 countries this question was asked, a rise in non-tariff barriers to trade – specifically 'increased complexity and costs due to the introduction of different regulatory requirements' – rates as the biggest concern. As a whole, 'reduced workforce mobility' and a 'rise in tariffs' rank as the next biggest concerns. The message for politicians and policymakers - ahead of the Brexit negotiations – is that non-tariff barriers matter at least as much, if not more, than the more-talked-about issues of tariffs and migration.

Brexit was not the only factor to affect sentiment over the summer. Political uncertainty was, to varying degrees, also a significant issue in Spain and Turkey. Both countries experienced significant political instability over the last six months, and it is perhaps not surprising that CFOs expressed a fall in optimism. Italy also recorded a large drop in sentiment unsurprisingly given the deterioration of the national growth outlook, but still in line with other country's net result.

On a more positive note, when CFOs were asked to take a more forward looking view and assess the prospects for their businesses in the year ahead, they are markedly more optimistic. The outlook for revenue and margin growth over the next 12 months remains positive, with a net balance +49% expecting growth in revenues and a net balance of +20% expecting margins growth. Despite a deterioration from Q1, the outlook for capital expenditure (capex) and hiring over the next 12 months also remains positive (+8% net balance for capex and +5% for hiring). Much of the deterioration in the

overall European averages since Q1 stems from the large post-referendum declines in the UK.

CFOs seem confident that, despite the difficult business environment they are currently facing, their businesses will cope and see growth over the next 12 months. This may reflect the fact that CFOs are well acquainted with this environment, having operated in a climate of uncertainty for some time now. It may also illustrate an underlying resilience in Europe's corporate sector, which has endured years of slow growth and external shocks, but has started to show signs of a more sustained recovery this year. Although forecast GDP growth of 1.6% for the eurozone is uninspiring, it would represent the third consecutive year of growth for the bloc – the first time this has been achieved since before the global financial crisis.

In terms of individual countries, headline indicators in Norway and Russia improved considerably. Both Norway and Russia have benefitted from the stabilisation of oil markets, with the price of a barrel of Brent

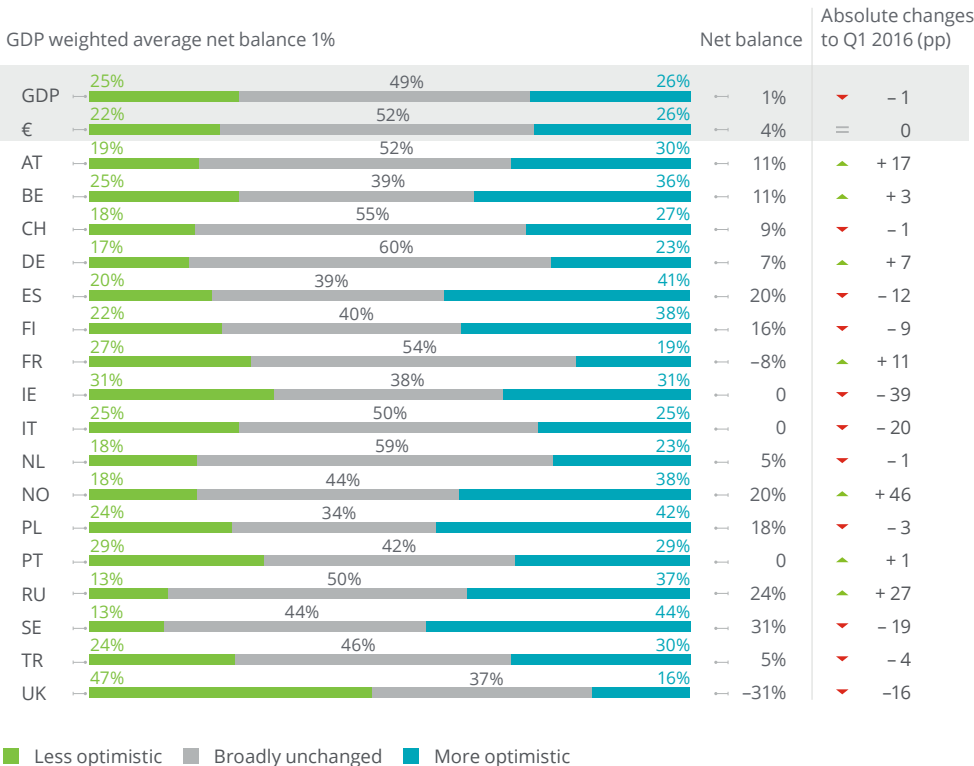
crude rising almost 19% between April and September. Sentiment and risk appetite among CFOs in Germany improved as well, buoyed by continued signs of resilience in the German economy, where industrial production and consumer confidence have strengthened despite concerns over the banking sector. As Europe's largest economy, the positive outlook for Germany is a boost for European growth prospects more generally.

Another spur to corporate activity is the financing environment. Monetary policy remains extremely accommodative in most countries on our panel and, as a result, financing conditions for large corporates remain positive, with bank borrowing and corporate debt viewed as very attractive, as is internal financing.

Financial prospects barely changed

Compared to three months ago, how do you feel about the financial prospects for your company?*

Chart 1. Financial prospects (%)



*Note: In Finland, Norway, Italy, Spain and Sweden the question specified a six-month period.

Against the background of modest growth in Europe and elevated perceptions of uncertainty, CFO optimism remains broadly unchanged. A net balance of +1% are now more optimistic about the financial prospects of their company than three/six months ago, a decline of just one percentage point.

There have been more marked differences within countries, however. Once again, CFOs in Sweden are the most optimistic, with a net balance of +31% reporting growing optimism, despite sentiment having declined by 19 percentage points on the back of increased concerns about the external environment. The fact that 44% of CFOs based in Sweden are optimistic about the financial prospects for their company compared to six months ago reflects the continued strength of the Swedish economy

over the period, with Sweden still on course to record one of the fastest rates of growth – 3.3% – across Europe this year.

Russia and Norway have experienced the greatest rise in optimism since Q1, with prospects in both economies buoyed by the recovery of oil prices over the summer. Currency markets have also played a role, with the stabilisation of the rouble providing a more predictable environment for Russian firms and the continued weakness of the Norwegian krone boosting Norwegian exporters. Growth in the Norwegian economy is forecast to continue rising next year, while the recession in Russia is expected to end.

High levels of uncertainty in the face of the Brexit vote in June led to a sharp deterioration in sentiment in the UK.

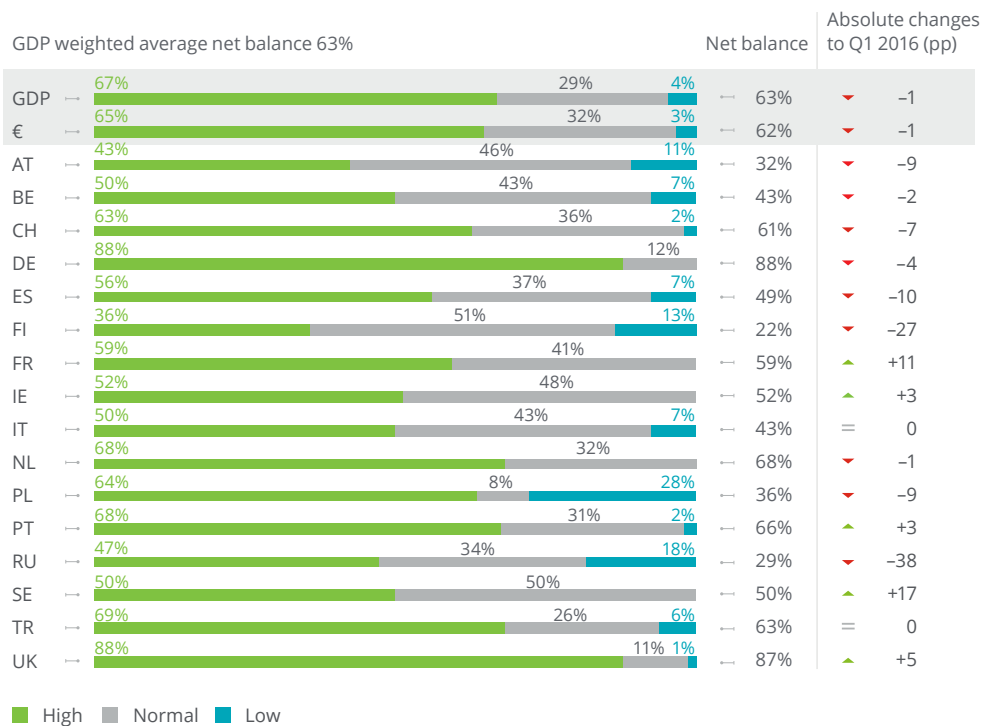
Indeed, the UK and France were the only two countries where CFOs were more pessimistic about the financial prospects of their firms than they were in Q1, with a net balance of -31% for the UK and -8% for France.

In Europe's largest economy, Germany, CFOs are moderately more optimistic than they were in Q1. Despite being exposed to high levels of external uncertainty, the German economy has proved resilient and is set to grow at the fastest pace in five years, according to the German Institute for Economic Research, who have raised their forecast for growth on the back of a sharp rise in private consumption. In September, the German Ifo indicator of industrial activity rose to its highest level since May 2014, having shrugged off post-UK referendum losses and concerns over China.

Uncertainty still elevated

How would you rate the overall level of external financial and economic uncertainty facing your business?

Chart 2. Uncertainty (%)



Perceptions of external financial and economic uncertainty remain elevated across Europe. In only 3 of the 17 countries surveyed do a majority of CFOs perceive uncertainty to be normal or below normal.

Again, there are big differences across the cohort. In Russia, perceptions of uncertainty dropped sharply, with the net balance falling by -38pp. Some of this may reflect companies adapting to external conditions, but it also likely reflects the increase in oil prices and the stabilisation of the rouble.

Perceptions of uncertainty are highest in Germany and the UK, where a net balance of 88% and 87% of CFOs in each respective country report heightened levels of uncertainty. In the UK, perceived uncertainty increased from an already very high level by +5pp, reflecting the unpredictability around the impact of Brexit. Despite a resilient economic outlook in Germany, CFOs continue

to view the external environment as uncertain. However, there has been a -4pp fall in perceptions of uncertainty since the first quarter; a potential sign of fewer concerns about weaker foreign demand, especially from China. This is supported by the fact that weaker foreign demand and emerging market weakness have moved down the list of top risks for German CFOs.

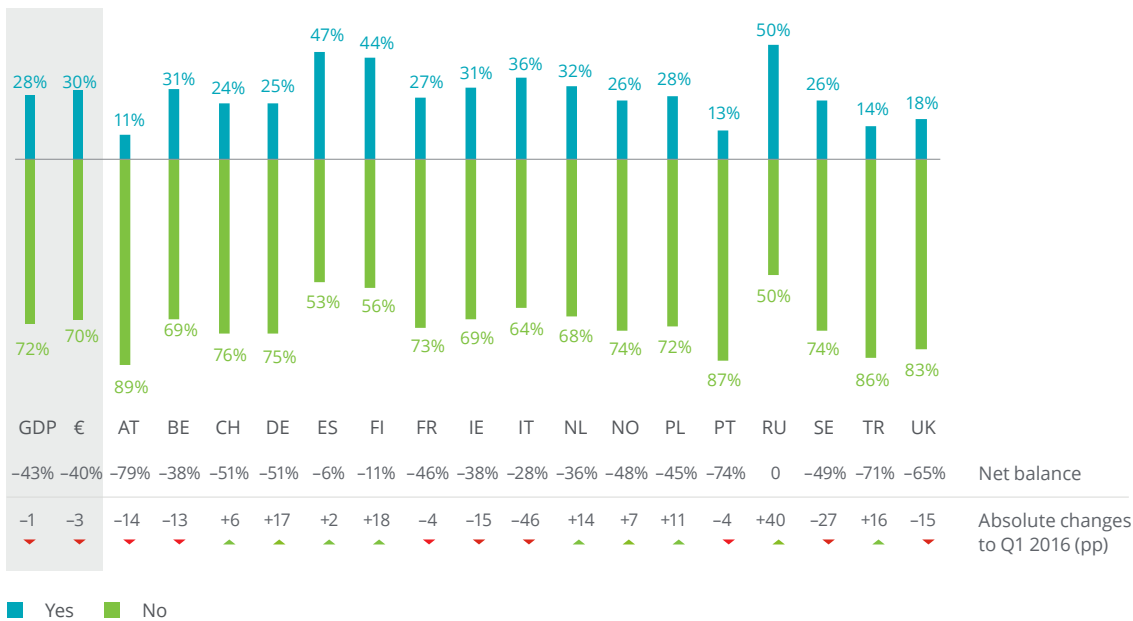
The external environment is viewed most favourably by CFOs in Finland, with a net balance of just +22% of CFOs currently viewing uncertainty as above normal. A more stable outlook in neighbouring Russia may have helped ease perceptions of external uncertainty for Finland-based firms.

Risk appetite remains weak

Is this a good time to be taking greater risk onto your balance sheet?

Chart 3. Risk appetite (%)

GDP weighted average net balance -43%



With optimism broadly unchanged and perceptions of uncertainty remaining elevated, CFOs continue to take a cautious view of risk. A large majority (72%) of participants state that now is not the right time to increase risk exposure. In none of the 17 countries is the net balance for CFOs' risk appetite positive.

Risk appetite among CFO based in Italy dropped this quarter (-46pp), but the overall number of respondents willing to take on risk remained higher than the European average. Explanations for this drop vary. From the political uncertainty surrounding the constitutional referendum in December 2016, to worries linked to the Italian financial sector and the continued weakness of the labour market. Consumer confidence has fallen significantly from the record highs recorded in January and forecasters have – on average – sharply downgraded their growth expectations

for the Italian economy, for this year and next. In September, growth of 0.7% was forecast for Italy in 2017, down from the 1.2% forecast in May.

Although risk appetite remains weak overall, big divergences exist between countries. CFOs in Russia are the least risk averse this quarter, having seen a strong rebound in risk appetite (+40pp change in the net balance since Q1). In Russia, one in two CFOs now thinks it is a good time to take greater risk onto their balance sheets.

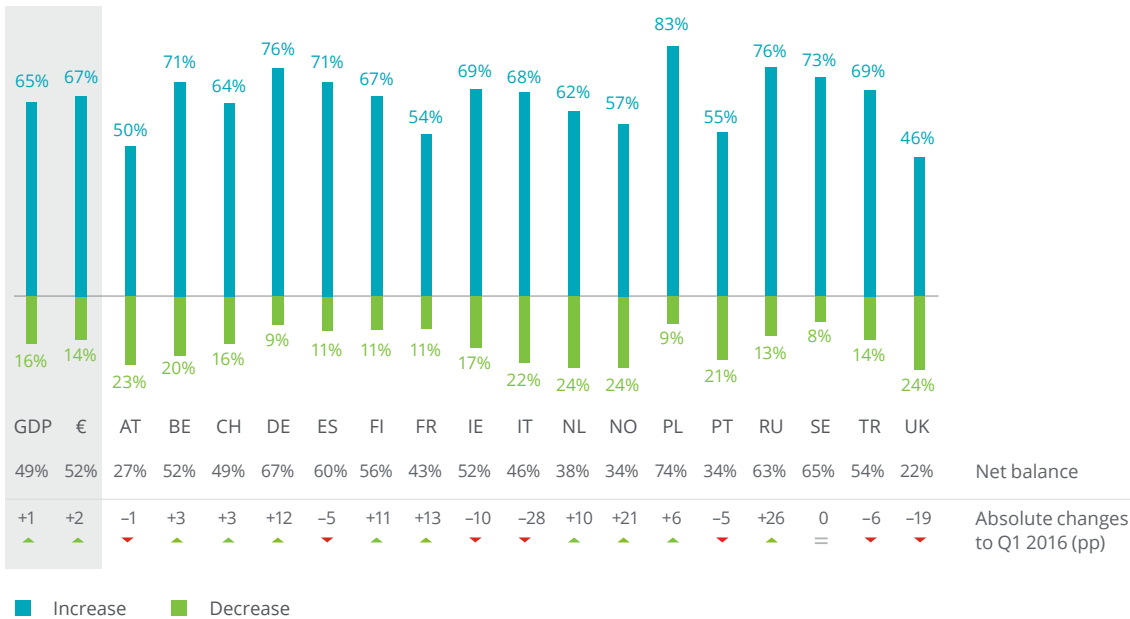
In line with improving economic sentiment, risk appetite has improved in Germany (+17pp), although CFOs remain risk averse on balance. In the UK, the impact of the Brexit vote can once again be seen, with a further deterioration in CFO risk appetite between Q1 and Q3 (-15pp).

Revenue expectations remain optimistic

In your view, how are revenues for your company likely to change over the next 12 months?*

Chart 4.1. Revenues (%)

GDP weighted average net balance 49%



*Note: In the UK CFOs were asked, "How are revenues for UK corporates likely to change over the next 12 months?".

In contrast to the broad pessimism about the current external environment, CFOs are optimistic about the outlook for revenue growth within their business. Almost two-thirds of CFOs expect their company's revenue to grow and only 16% expect it to decrease (GDP weighted average net balance of +49%), marking for another quarter of stable and optimistic revenue expectations. While revenue expectations have slightly dipped among non-eurozone countries (-2pp), this is largely the result of a sharp decline in revenue expectations among CFOs in the UK (-19pp). The already positive averages would look even better without the UK's sharp fall in revenue expectations, driven by positive improvements in Germany and France (+12pp and +13pp respectively).

CFOs in Poland are the most optimistic of the cohort on revenues. Recent data suggests that the Polish economy remains

in good shape, with the country's large manufacturing sector in August registering its strongest growth since March 2015, and consumer spending remaining very healthy.

After recording relatively strong revenue expectations in Q1, it is notable that CFOs in southern Europe have turned less optimistic in the last six months. The worsening economic outlook in Italy has led to a sharp fall in revenue expectations (-28pp), while the outlook has also deteriorated in Portugal and Spain (both recording a -5pp drop in overall revenue expectations).

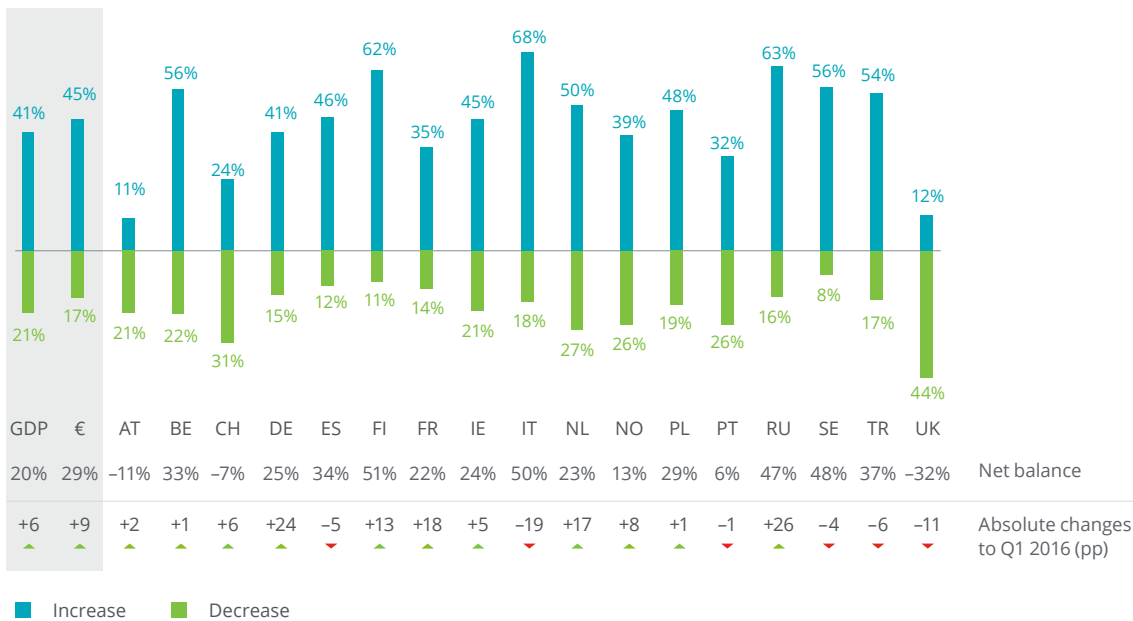
However, the fact that CFOs in two of Europe's largest economies, Germany and France, expect a strong improvement in revenue growth over the next year provides a more positive signal for European growth.

Margin outlook recovers

In your view, how are operating margins for your company likely to change over the next 12 months?*

Chart 4.2. Operating margins (%)

GDP weighted average net balance 20%



*Note: In the UK CFOs were asked, "How are operating margins for UK corporates likely to change over the next 12 months?".

As with revenue expectations, the outlook for margins growth is broadly positive in the third quarter. On a GDP-weighted basis, the net balance of CFOs expecting margins to increase has risen by 6pp to 20%, a figure that was last reached in the third quarter of 2015. Overall, CFOs in 14 out of 17 countries expect margins to increase over the next year, with only three countries expecting pressure on margins.

CFOs in Finland, Italy, Sweden and Russia are most optimistic, with well over half anticipating an increase in margins. While CFOs in Italy remain optimistic about

the potential for margins growth, the worsening economic outlook there has led to an overall drop in net balance (-19pp) since the first quarter of 2016. As with revenues, CFOs in France and Germany are increasingly optimistic about the prospects for margin growth in the next year (+18pp and +24pp respectively).

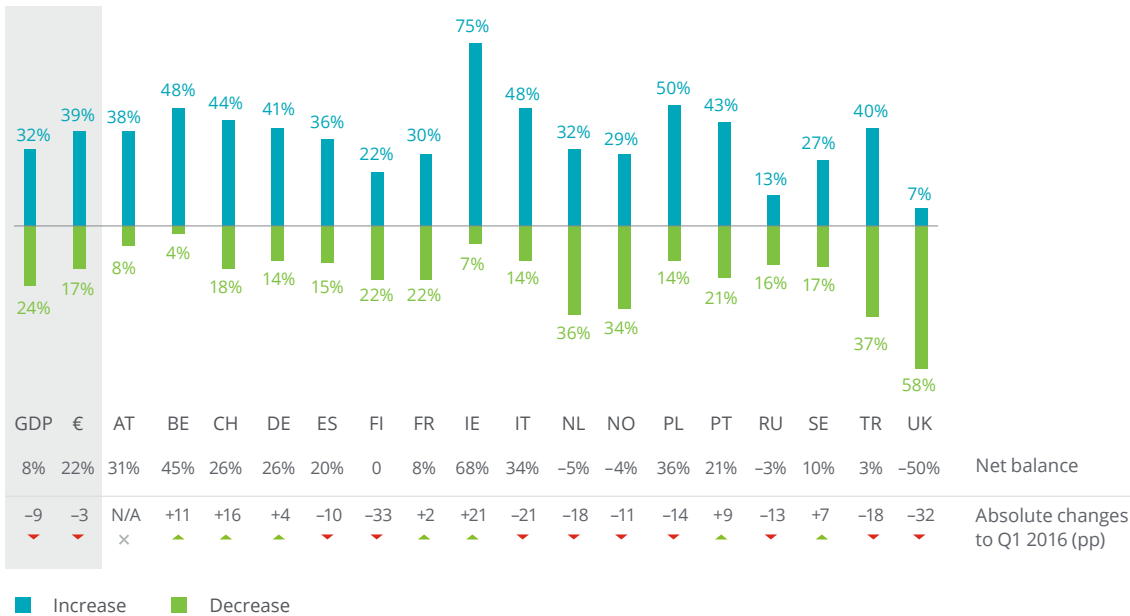
The outlook for margin growth has further deteriorated in the UK following the Brexit referendum and is negative in Switzerland where, despite an improvement of +6pp, a majority of CFOs expect operating margins to decrease over the next year.

Capex outlook weaker but remains positive

In your view, how are capital expenditures for your company likely to change over the next 12 months?*

Chart 4.3. Capital expenditure (%)

GDP weighted average net balance 8%



*Note: In the UK CFOs were asked, "How is capital expenditure for UK corporates likely to change over the next 12 months".

European CFOs broadly retained their appetite for capital expenditure in the third quarter. An overall net balance of +8% expect capital expenditure in their business to increase over the next 12 months, and in only 4 of 17 countries is there an expectation that capital expenditures will decline.

Since the first quarter, the overall net balance for capex has fallen by -9pp, but this is largely attributable to the collapse in capex intentions in the UK (-32pp) following the Brexit vote. For CFOs in the eurozone

the fall has been far smaller (-3pp), driven in particular by declines in Spain and Italy, where the net balances of CFOs who expect capex to increase have fallen from the strong values seen in Q1.

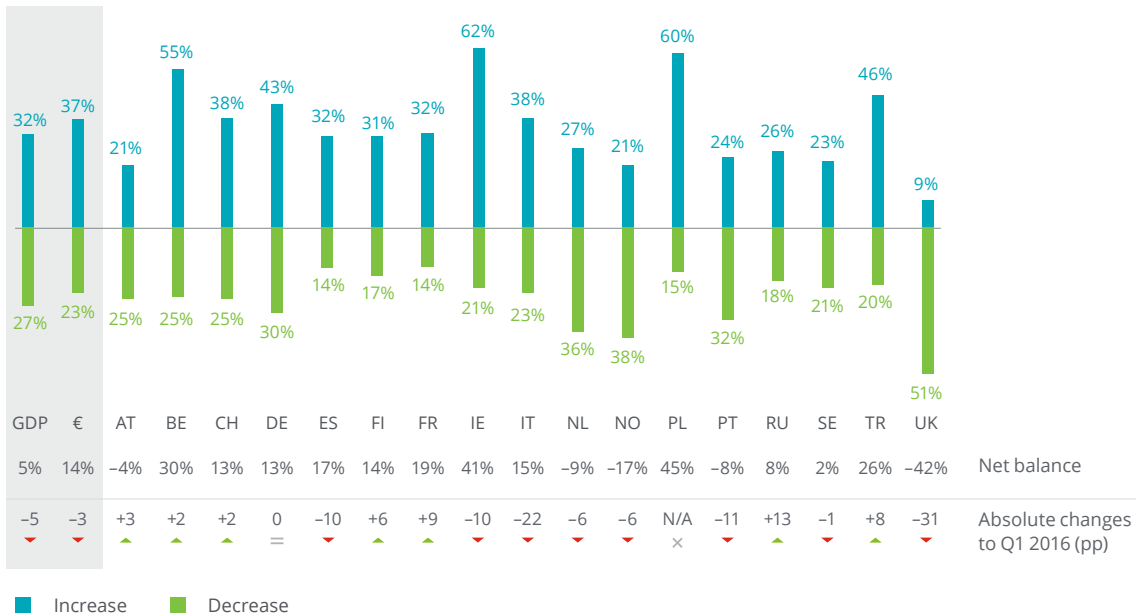
Irish capex intentions remain high where, despite the Brexit vote, the economy remains on course to be Europe's fastest growing this year. CFOs in Belgium are among the most willing to invest, with a net balance of +45% indicating capital expenditures will increase.

Employment outlook softens

In your view, how is the number of employees for your company likely to change over the next 12 months?*

Chart 4.4. Number of employees (%)

GDP weighted average net balance 5%



*Note: In the UK CFOs were asked, "How is the outlook for hiring for UK corporates likely to change over the next 12 months?" In Finland the question specified a six-month period.

As with capex intentions, the outlook for employment growth has weakened but remains broadly positive. On a GDP-weighted basis, a net balance of +5% of CFOs expect growth in the number of employees in their companies over the next 12 months.

Once again, much of the weaker outlook can be explained by a much more pessimistic view in the UK where the net balance (-42%) dropped sharply. In line with weaker economic conditions,

the employment outlook in Italy also deteriorated sharply over the period (-22pp).

Between the first and third quarters the employment outlook improved in Austria, Belgium, France and Finland and, outside the EU, in Russia, Switzerland and Turkey. The question was asked for the first time in Poland this quarter, where CFOs are the most optimistic of our cohort about the employment outlook in their businesses.

Political and economic risks dominate

Which of the following factors are likely to pose a significant risk to your business over the next 12 months?

Chart 5. Business risk next 12 months

AT 	BE 	CH 	DE 
1 Increasing regulation in Austria	1 Economic outlook/growth	1 Strength of the Swiss Franc	1 Geopolitical risks
2 Increasing cost of personnel	2 Competitive position in the market	2 Geopolitical risks	2 Skills shortage
3 Geopolitical risks	3 Shortage of (skilled) labour	3 Relationship with the EU	3 Weaker domestic demand
4 Increasing barriers to trade / protectionism	4 Changes in regulation	4 Brexit	4 Exchange rate risks
5 Shortage in skilled personnel	5 Impact of Belgian financial & economic policy making	5 Price of raw materials	5 Weaker foreign demand
ES 	FI 	FR 	IE 
1 Political instability due to lack of government	1 Demand	1 Global/European economic uncertainty	1 Economic outlook/ growth
2 State "fragile" global economic recovery, uncertainty	2 Outlook of Finnish economy and competitiveness	2 Fiscal and social policies in Europe	2 Currency fluctuations
3 Uncertainty in fiscal policy	3 Foreign competition	3 The evolution of the price of raw materials	3 Geopolitical risks
4 Economic activity and growth level in the eurozone	4 Cost of raw material/commodities	4 Financial markets instability	4 Shortage of skilled professionals
5 Margin deterioration due to cost pressures	5 Tax interpretations (e.g. transfer pricing)	5 Euro exchange rate	5 Increasing regulations
IT 	NO 	PL 	PT 
1 Local market reduction	1 Decreasing domestic demand	1 Shortage of qualified workforce	1 Political or economic instability in foreign markets
2 Geopolitical risks	2 Decreasing foreign demand	2 Increase in costs of running a business (price increase of materials, workforce, services)	2 Domestic public policies (fiscal, tax, labour, regulation, social, legal, etc.)
3 Loss of competitiveness compared to international competitors	3 Foreign competition	3 Unstable corporate and tax law	3 Stress in the financial system
4 Regulatory changes	4 Interest rate level	4 Decrease of domestic demand or recession	4 Weaker domestic demand
5 Increase in labour costs	5 Currency	5 Market pressure for price decrease of offered goods/services	5 Currency fluctuations
RU 	SE 	TR 	UK 
1 Stress in the financial system	1 Order intake	1 Geopolitical risks	1 Effects of Brexit
2 Weaker domestic demand (in Russia)	2 Macro/politically related factors	2 Weakness/strength/volatility of currency (e.g. Turkish Lira)	2 Weak demand in the UK
3 Deterioration of cash flow	3 Skilled labour shortage	3 Deterioration of cash flow	3 Deflation and economic weakness in the euro area, and the possibility of a renewed euro crisis
4 Weak Russian rouble	4 Cost of raw material/commodities	4 Weaker domestic demand	4 The prospect of higher interest rates and a general tightening of monetary conditions in the UK and US
5 Organic profit decrease	5 Fierce competition/pricing power	5 Rising input costs	5 Poor productivity/weak competitiveness in the UK economy

For 9 out of 16 countries, (geo)political and economic uncertainty poses the main risk to businesses over the next year. In Spain and Turkey, government instability has provided a clear source of concern, while the still unresolved crisis in the Middle East and the rise of populist parties in advanced economies continue to weigh on CFO sentiment.

In each country on the European CFO Survey panel individual factors play

a role when CFOs are asked about significant business risks for the upcoming year. While in Q1 2016 (geo)political risks featured most prominently, external and macroeconomic factors play an equally important role for CFOs this time.

In 4 out of 16 countries, a reduction in demand constitutes the top risk for CFOs. Worries about demand and the economic environment coincide

with downward revisions for growth in both European and global markets.

In Europe's stronger growing economies – Germany, Sweden and Poland – skills shortages have become a more pressing concern for CFOs over the last six months. This suggests that competition for labour has intensified on the back of strong gains in employment.

CFOs become more defensive

Please state to what degree the following strategies are likely to be a priority for your business over the next 12 months?

Chart 6. Strategic priorities next 12 months

AT 	BE 	CH 	DE 
1 Cost cutting	1 On-going cost control	1 Cost control	1 Cost reductions
2 Organic growth	2 Increasing productivity/efficiency	2 Introducing new products/services	2 Introduction of new products/services
3 Investing in the EDP-System/ in the quality of data	3 Organic growth	3 Organic growth	3 Increased operating cash flow
4 Increase in operating cash flow	4 Cost reduction	4 Cost reduction	4 Growth via takeovers/acquisitions
5 Introducing new products/services	5 Expanding into new markets	5 Expanding into new markets	5 Expansion into new markets
ES 	FI 	FR 	IE 
1 Increased productivity/efficiency	1 Organic growth	1 Organic growth	1 Organic growth
2 Cost control	2 Cost control	2 Cost reduction	2 Cost control
3 Organic growth	3 Introducing new products/services	3 Introduction of new products / services	3 Expanding into new markets
4 New products / services	4 Expanding into new markets	4 Cost control	4 Cost reduction
5 Cost reductions	5 Cost reduction	5 Human Capital	5 Introducing new products
IT 	NO 	PL 	PT 
1 Management control (cost control, cash management, etc.)	1 Cost reduction	1 Revenue growth (current markets)	1 Cost control
2 Introduction of new products or market expansion	2 Organic growth	2 Revenue growth (new markets)	2 Working capital efficiency
3 Cost reduction	3 Focus on core business	3 New investments	3 Cost reduction
4 Expansion through acquisitions	4 Growth in existing markets	4 Cost reduction - direct costs	4 Organic growth
5 Increasing CAPEX	5 Increase cash flow	5 Cost reduction - indirect costs	5 Introducing new products/services
RU 	SE 	TR 	UK 
1 Ongoing cost control	1 Reducing cost	1 Cost control	1 Reducing costs
2 Cost cutting	2 Introducing new products/services	2 Cost reduction	2 Increasing cash flow
3 Investing in organic growth	3 Increasing cash flow	3 Organic growth	3 Introducing new products/services or expanding into new markets
4 Increasing cash flow	4 M&A activity	4 Expanding into new markets	4 Expanding by acquisition
5 Introducing new products / services	5 Expanding into new geographies	5 Expanding by acquisition	5 Reducing leverage

■ Defensive strategies ■ Expansory strategies

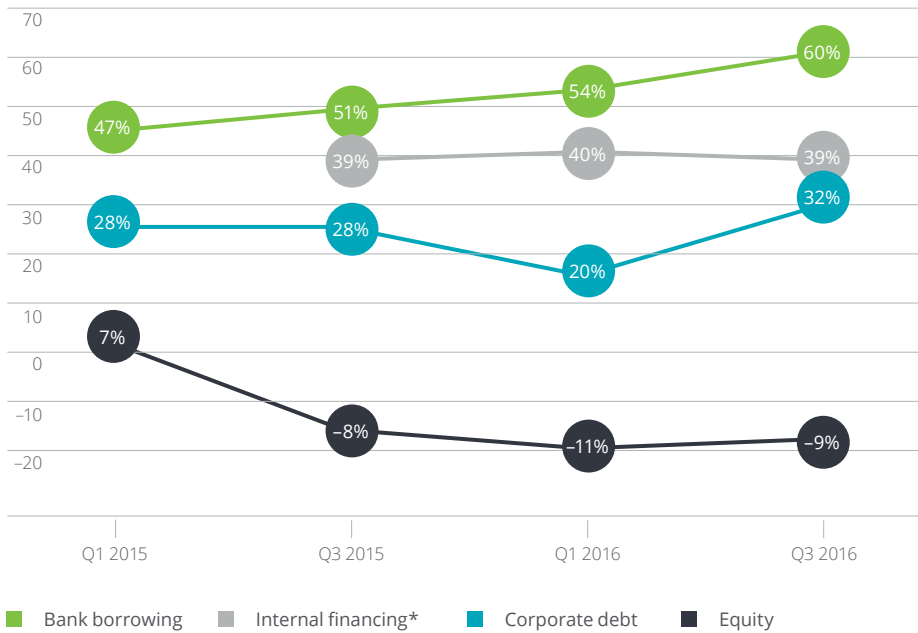
In times of elevated uncertainty, CFOs focus on defensive strategies. As in the first quarter, CFOs indicate a strong reluctance to use expansive strategies over the next 12 months.

In 75% of the countries CFOs' top-rated strategy is defensive, up from 63% in the first quarter. In most cases this defensiveness reflects a focus on cost measures. In Austria, Sweden and the UK top priorities have changed from expansive to defensive strategies.

Bank borrowing preferred option for financing

How do you currently rate [bank borrowing, corporate debt, equity, internal financing] as a source of external funding for corporates in your country?

Chart 7. Sources of funding – GDP weighted net balances (%)



*Note: Internal financing was first asked in Q3 2015.

With monetary policy remaining accommodative across Europe, CFOs continue to view debt funding favourably. Bank borrowing again dominates the sources of funding for CFOs in Europe, with a net balance of 60%, on a GDP weighted basis, viewing bank borrowing as an attractive source of funding (+6pp change from the first quarter).

Monetary authorities continued to widen the scope of their asset purchasing programmes, further pushing down yields on corporate debt obligations, making corporate debt more attractive compared to Q1 (+12pp). This is particularly true for the eurozone's four largest economies, as well as in the UK.

Equity remains the least attractive source of funding for CFOs in Europe. When asked how they rate equity as a source

of funding a GDP weighted net balance of -9% of CFOs consider it an attractive source of funding. CFOs in Italy and Russia are particularly negative about equity as a source of funding with net balances of -68% and -50% respectively (see Chart 8.3). In Italy, this development could be linked to the turmoil that the Italian stock market has experienced since the beginning of the year.

The attractiveness of equity as a source of funding improved strongly in Germany (+15pp), in line with the improvement in German equity markets.

Internal financing is again the second most attractive source of funding for CFOs in Europe with 55% viewing internal financing as attractive, compared to 16% who consider it is unattractive.

How do you currently rate the following as a source of funding for corporates in your country? *

Chart 8.1. Bank borrowing (%)

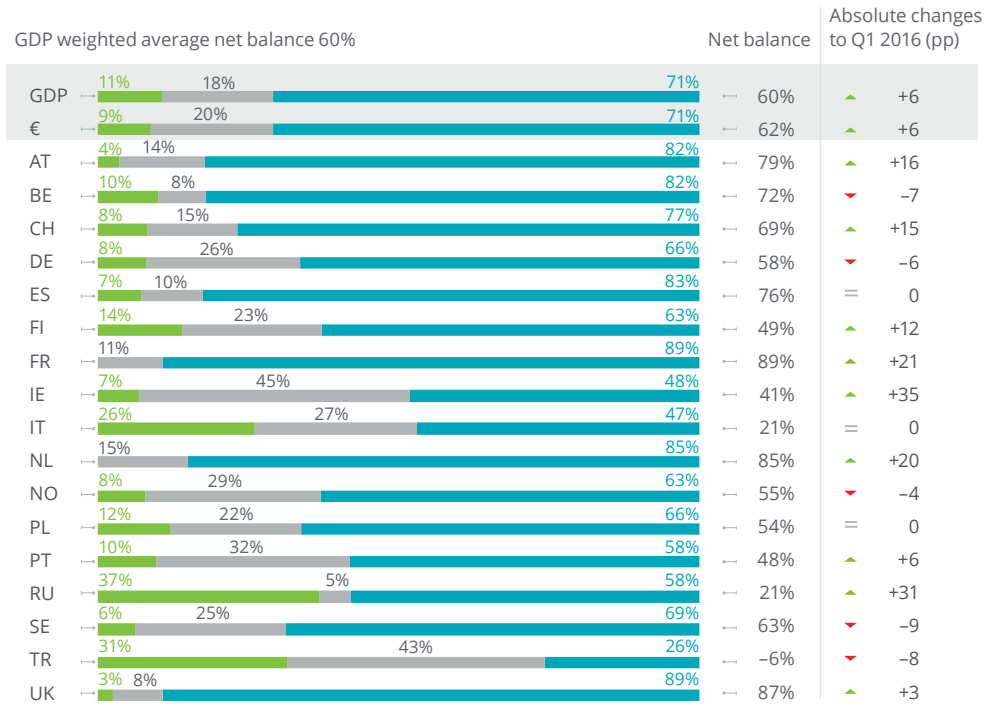
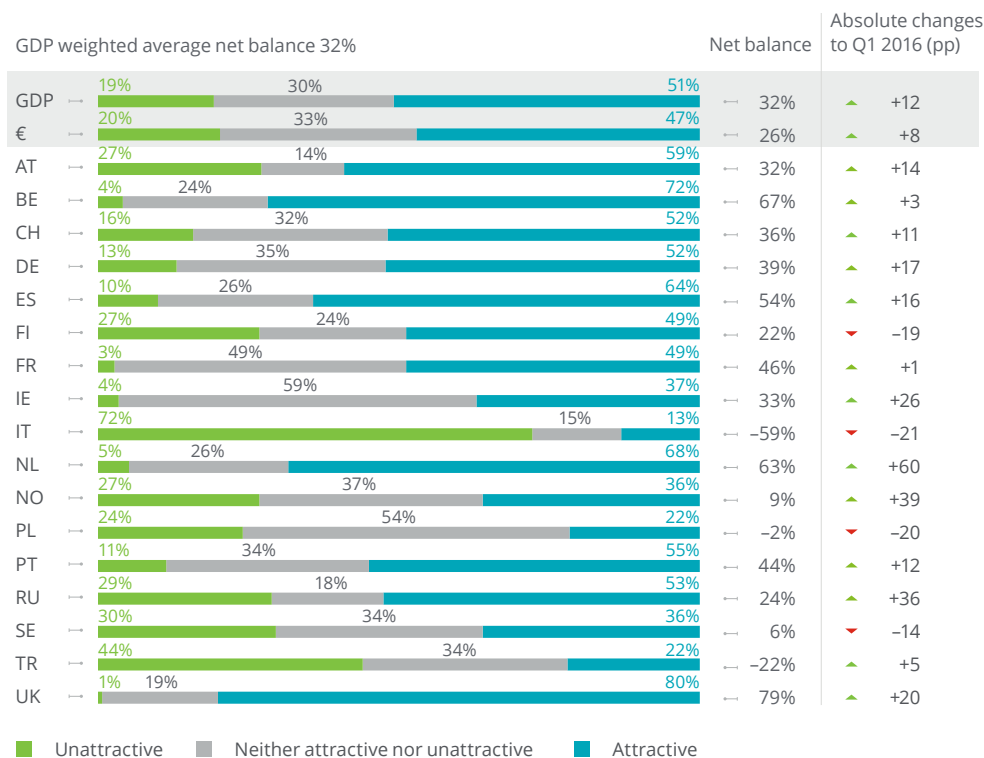


Chart 8.2. Corporate debt (%)



*Note: Finland and Russia asked the question as specific to "your own company".

How do you currently rate the following as a source of funding for corporates in your country?*

Chart 8.3. Equity (%)

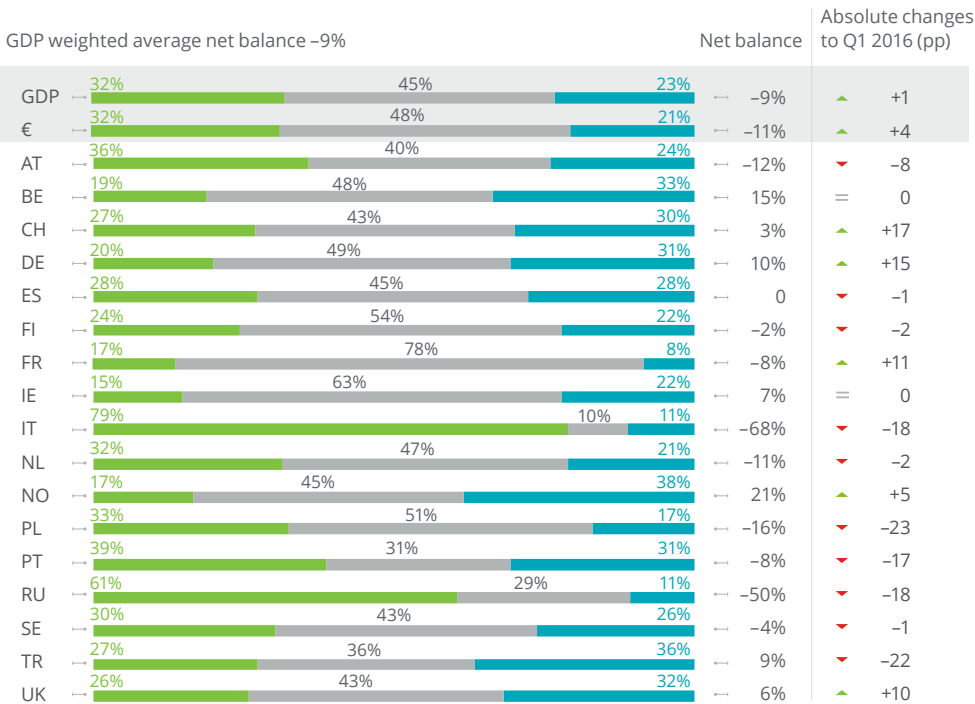
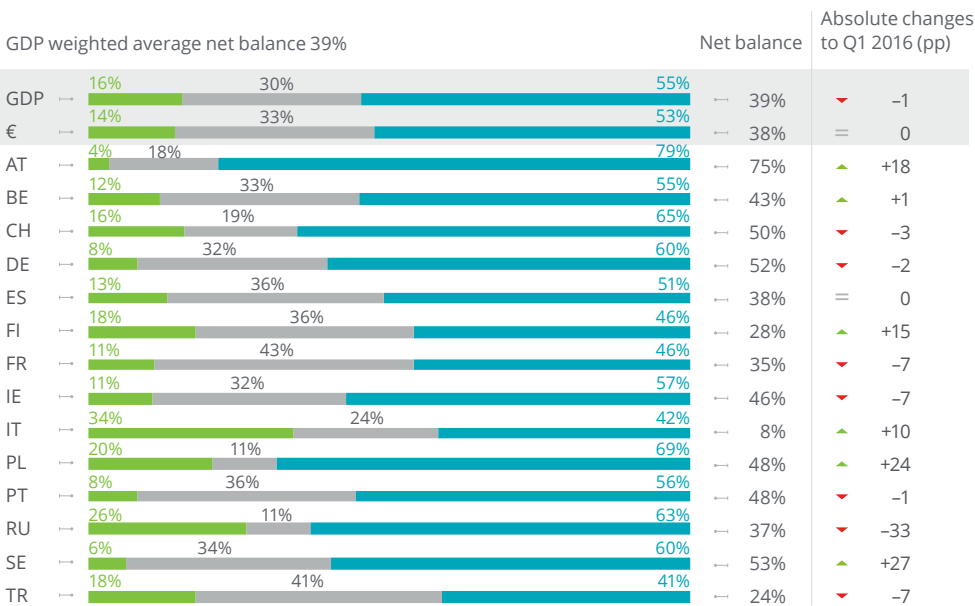


Chart 8.4. Internal financing (%)



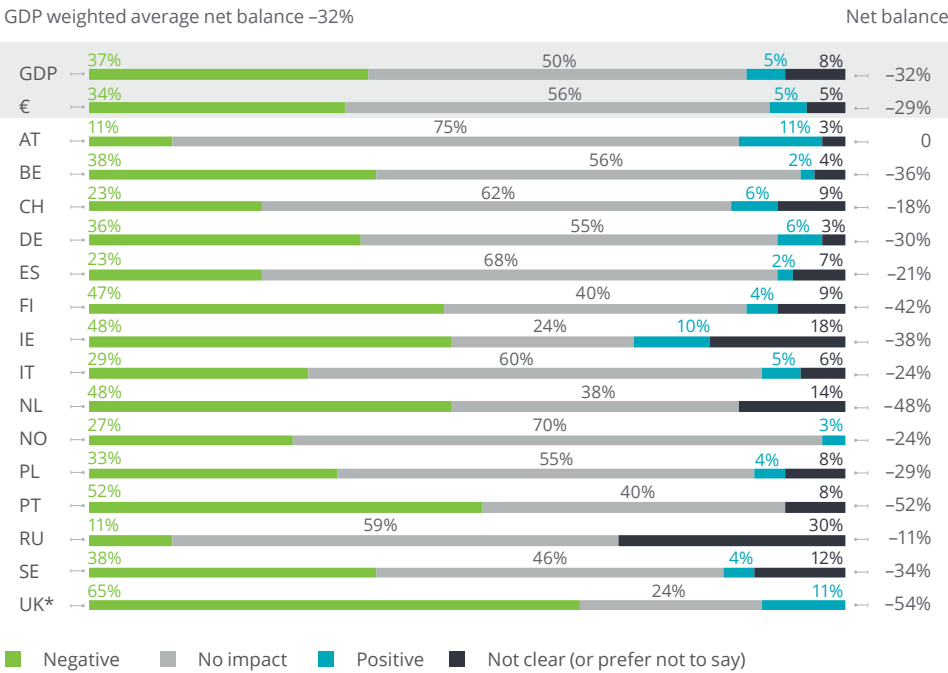
Legend: Unattractive (green), Neither attractive nor unattractive (grey), Attractive (blue)

*Note: Finland and Russia asked the question as specific to "your own company".

Negative impact of Brexit negotiations feared

How will the Brexit negotiations between the EU27 and the UK impact your business?

Chart 9. Brexit I (%)



*Note: In the UK the question was "With the UK leaving the EU do you think the overall environment for business in the long term will be?" with answer options: "Worse", "Little changed" and "Better".

CFOs across Europe believe the forthcoming Brexit negotiations will negatively impact their businesses. On average, 37% of CFOs expect the impact to be negative, and only 5% expect it to have a positive effect, resulting in a net balance of -32%. CFOs in 13 out of 15 countries on average report a negative impact.

It is not surprising that sentiment is most negative in the UK where CFOs were asked

whether Brexit would worsen or improve the long-term business environment domestically. A large majority of CFOs – 65% – believe leaving the EU will be bad for business generally.

Ireland and the Netherlands both have close links to the UK, through trade and investment, and nearly half of CFOs in both countries think Brexit will have a negative impact on their businesses.

Main concerns over non-tariff barriers

How do you think your business would be affected if the UK leaves the EU?*

Chart 10. Brexit II

AT 	BE 	CH 	DE 
1 Strengthening of competitiveness compared to UK companies due to advantageous EU market access and/or positive currency movement	1 Increased complexity and cost due to the introduction of different regulatory requirements between the EU and the UK	1 Increased complexity and cost due to the introduction of different regulatory requirements between the EU and the UK	1 Increased complexity and cost due to the introduction of different regulatory requirements between the EU and the UK
2 Other	2 Decreased export opportunities due to tariff barriers	2 Restrictions in workforce mobility	2 Higher tax-related outlay (deployment of employees, transfer prices, tariffs)
3 Increased complexity and cost due to the introduction of different regulatory requirements between the EU and the UK	3 Restrictions in workforce mobility (joint rank 2)	3 Other	3 Restrictions in workforce mobility
ES 	FI 	FR 	IE 
1 Increased complexity and cost due to the introduction of different regulatory requirements between the EU and the UK	1 Increased complexity and cost due to the introduction of different regulatory requirements between the EU and the UK	1 Increased complexity and cost due to the introduction of different regulatory requirements between the EU and the UK	1 Increased complexity and cost due to the introduction of different regulatory requirements between the EU and the UK
2 Decreased export opportunities due to tariff barriers	2 Restrictions in workforce mobility	2 Restrictions in workforce mobility	2 Restrictions in workforce mobility
3 Decreased export opportunities due to non-tariff barriers	3 Potential reconsideration and reorganisation of the value chain	3 Other	3 Difficulties obtaining financing given the uncertainties surrounding London's financial sector
IT 	NL 	PL 	PT 
1 Increased complexity and cost due to the introduction of different regulatory requirements between the EU and the UK	1 Increased complexity and cost due to the introduction of different regulatory requirements between the EU and the UK	1 Decreased export opportunities due to tariff barriers	1 Increased complexity and cost due to the introduction of different regulatory requirements between the EU and the UK
2 Decreased export opportunities due to non-tariff barriers	2 Restrictions in workforce mobility (joint rank 1)	2 Decreased export opportunities due to non-tariff barriers	2 Decreased export opportunities due to tariff barriers
3 Weakening of competitiveness compared to UK companies (joint rank 2)	3 Strengthening of competitiveness compared to UK companies due to advantageous EU market access and/or positive currency movement	3 Increased complexity and cost due to the introduction of different regulatory requirements between the EU and the UK	3 Restrictions in workforce mobility
RU 	SE 		
1 Increased complexity and cost due to the introduction of different regulatory requirements between the EU and the UK	1 Increased complexity and cost due to the introduction of different regulatory requirements between the EU and the UK		
2 Restrictions in workforce mobility	2 Decreased cooperation and fewer mergers with UK-based companies		
3 Relocation cost of business and talent out of the UK	3 Decreased export opportunities due to tariff barriers		

■ Non-tariff barriers to trade

*Note: Only the top three answers are shown, for a full overview please see page 22.

CFOs were also asked which aspects of Brexit they feel will impact their businesses most.

In all but two countries CFOs cited increased complexity and costs due to the introduction of regulations between the EU and the UK as having the biggest potential impact on their businesses. They also cited restrictions in workforce mobility and decreased export opportunities due to non-tariff barriers.

Positive impacts of Brexit only make it into the top three in Austria and the Netherlands, where CFOs cited a potential strengthening of competitiveness compared to UK companies.

Data summary

To facilitate interpretation, this table contains a full breakdown of net balances for each question. Because of rounding, percentages may not always add up to 100.

	GDP	€	AT
Compared to three/six months ago, how do you feel about the financial prospects for your company/corporate?			
More optimistic	26%	26%	30%
Broadly unchanged	49%	52%	52%
Less optimistic	25%	22%	19%
Net balance	1%	4%	11%
In your view, how are the following key metrics for your company/corporates likely to change over the next 12 months?			
Revenues			
Increase	65%	67%	50%
No change	20%	19%	27%
Decrease	16%	14%	23%
Net balance	49%	52%	27%
Operating Margins			
Increase	41%	45%	11%
No change	38%	38%	68%
Decrease	21%	17%	21%
Net balance	20%	29%	-11%
Capital expenditure (CAPEX)			
Increase	32%	39%	38%
No change	43%	44%	54%
Decrease	24%	17%	8%
Net balance	8%	22%	31%
Number of employees			
Increase	32%	37%	21%
No change	41%	40%	54%
Decrease	27%	23%	25%
Net balance	5%	14%	-4%
How would you rate the overall level of external financial and economic uncertainty in your country?			
High	67%	65%	43%
Normal	29%	32%	46%
Low	4%	3%	11%
Net balance	63%	62%	32%
Is this a good time to be taking greater risk onto your balance sheet?			
Yes	28%	30%	11%
No	72%	70%	89%
Net balance	-43%	-40%	-79%
How do you currently rate as a source of funding for corporates in your country?			
Bank borrowing			
Attractive	71%	71%	82%
Neither attractive nor unattractive	18%	20%	14%
Unattractive	11%	9%	4%
Net balance	60%	62%	79%
Corporate debt			
Attractive	51%	47%	59%
Neither attractive nor unattractive	30%	33%	14%
Unattractive	19%	20%	27%
Net balance	32%	26%	32%
Equity			
Attractive	23%	21%	24%
Neither attractive nor unattractive	45%	48%	40%
Unattractive	32%	32%	36%
Net balance	-9%	-11%	-12%
Internal financing			
Attractive	55%	53%	79%
Neither attractive nor unattractive	30%	33%	18%
Unattractive	16%	14%	4%
Net balance	39%	38%	75%
How will the Brexit negotiations between the EU27 and the UK impact your business?			
Negative	37%	34%	11%
No impact	50%	56%	75%
Positive	5%	5%	11%
Net balance	-32%	-29%	0%

	BE	CH	DE	ES	FI	FR	IE	IT	NL	NO	PL	PT	RU	SE	TR	UK
for your company?																
	36%	27%	23%	41%	38%	19%	31%	25%	23%	38%	42%	29%	37%	44%	30%	16%
	39%	55%	60%	39%	40%	54%	38%	50%	59%	44%	34%	42%	50%	44%	46%	37%
	25%	18%	17%	20%	22%	27%	31%	25%	18%	18%	24%	29%	13%	13%	24%	47%
	11%	9%	7%	20%	16%	-8%	0%	0%	5%	20%	18%	0%	24%	31%	5%	-31%
to change over the next 12 months?																
	71%	64%	76%	71%	67%	54%	69%	68%	62%	57%	83%	55%	76%	73%	69%	46%
	9%	20%	14%	17%	22%	35%	14%	10%	14%	19%	8%	24%	11%	19%	17%	29%
	20%	16%	9%	11%	11%	11%	17%	22%	24%	24%	9%	21%	13%	8%	14%	24%
	52%	49%	67%	60%	56%	43%	52%	46%	38%	34%	74%	34%	63%	65%	54%	22%
	56%	24%	41%	46%	62%	35%	45%	68%	50%	39%	48%	32%	63%	56%	54%	12%
	22%	44%	44%	42%	27%	51%	34%	14%	23%	35%	33%	42%	21%	35%	29%	44%
	22%	31%	15%	12%	11%	14%	21%	18%	27%	26%	19%	26%	16%	8%	17%	44%
	33%	-7%	25%	34%	51%	22%	24%	50%	23%	13%	29%	6%	47%	48%	37%	-32%
	48%	44%	41%	36%	22%	30%	75%	48%	32%	29%	50%	43%	13%	27%	40%	7%
	48%	39%	45%	49%	56%	49%	18%	38%	32%	37%	36%	36%	71%	56%	23%	35%
	4%	18%	14%	15%	22%	22%	7%	14%	36%	34%	14%	21%	16%	17%	37%	58%
	45%	26%	26%	20%	0%	8%	68%	34%	-5%	-4%	36%	21%	-3%	10%	3%	-50%
	55%	38%	43%	32%	31%	32%	62%	38%	27%	21%	60%	24%	26%	23%	46%	9%
	21%	37%	28%	54%	51%	54%	17%	39%	36%	40%	24%	44%	55%	56%	34%	40%
	25%	25%	30%	14%	17%	14%	21%	23%	36%	38%	15%	32%	18%	21%	20%	51%
	30%	13%	13%	17%	14%	19%	41%	15%	-9%	-17%	45%	-8%	8%	2%	26%	-42%
is facing your business?																
	50%	63%	88%	56%	36%	59%	52%	50%	68%	N/A	64%	68%	47%	50%	69%	88%
	43%	36%	12%	37%	51%	41%	48%	43%	32%	N/A	8%	31%	34%	50%	26%	11%
	7%	2%	0%	7%	13%	0%	0%	7%	0%	N/A	28%	2%	18%	0%	6%	1%
	43%	61%	88%	49%	22%	59%	52%	43%	68%	N/A	36%	66%	29%	50%	63%	87%
	31%	24%	25%	47%	44%	27%	31%	36%	32%	26%	28%	13%	50%	26%	14%	18%
	69%	76%	75%	53%	56%	73%	69%	64%	68%	74%	72%	87%	50%	74%	86%	83%
	-38%	-51%	-51%	-6%	-11%	-46%	-38%	-28%	-36%	-48%	-45%	-74%	0%	-49%	-71%	-65%
	82%	77%	66%	83%	63%	89%	48%	47%	85%	63%	66%	58%	58%	69%	26%	89%
	8%	15%	26%	10%	23%	11%	45%	27%	15%	29%	22%	32%	5%	25%	43%	8%
	10%	8%	8%	7%	14%	0%	7%	26%	0%	8%	12%	10%	37%	6%	31%	3%
	72%	69%	58%	76%	49%	89%	41%	21%	85%	55%	54%	48%	21%	63%	-6%	87%
	72%	52%	52%	64%	49%	49%	37%	13%	68%	36%	22%	55%	53%	36%	22%	80%
	24%	32%	35%	26%	24%	49%	59%	15%	26%	37%	54%	34%	18%	34%	34%	19%
	4%	16%	13%	10%	27%	3%	4%	72%	5%	27%	24%	11%	29%	30%	44%	1%
	67%	36%	39%	54%	22%	46%	33%	-59%	63%	9%	-2%	44%	24%	6%	-22%	79%
	33%	30%	31%	28%	22%	8%	22%	11%	21%	38%	17%	31%	11%	26%	36%	32%
	48%	43%	49%	45%	54%	78%	63%	10%	47%	45%	51%	31%	29%	43%	36%	43%
	19%	27%	20%	28%	24%	17%	15%	79%	32%	17%	33%	39%	61%	30%	27%	26%
	15%	3%	10%	0%	-2%	-8%	7%	-68%	-11%	21%	-16%	-8%	-50%	-4%	9%	6%
	55%	65%	60%	51%	46%	46%	57%	42%	N/A	N/A	69%	56%	63%	60%	41%	N/A
	33%	19%	32%	36%	36%	43%	32%	24%	N/A	N/A	11%	36%	11%	34%	41%	N/A
	12%	16%	8%	13%	18%	11%	11%	34%	N/A	N/A	20%	8%	26%	6%	18%	N/A
	43%	50%	52%	38%	28%	35%	46%	8%	N/A	N/A	48%	48%	37%	53%	24%	N/A
issues?																
	38%	23%	36%	23%	47%	N/A	48%	29%	48%	27%	33%	52%	11%	38%	N/A	65%
	56%	62%	55%	68%	40%	N/A	24%	60%	38%	70%	55%	40%	59%	46%	N/A	24%
	2%	6%	6%	2%	4%	N/A	10%	5%	0%	3%	4%	0%	0%	4%	N/A	11%
	-36%	-18%	-30%	-21%	-42%	N/A	-38%	-24%	-48%	-24%	-29%	-52%	-11%	-34%	N/A	-54%

Data summary (continued)

To facilitate interpretation, this table contains a full breakdown of the responses to the question on the possible affects of Brexit on businesses. Because of rounding percentages may not always add up to 100.

	GDP	AT	BE
How do you think your business would be affected if the UK leaves the EU? (please			
Increased complexity and cost due to the introduction of different regulatory requirements between the EU and the UK	39%	18%	38%
Relocation cost of business and talent out of the UK	7%	0%	13%
Higher tax-related outlay (deployment of employees, transfer prices, tariffs)	17%	11%	14%
Potential reconsideration and reorganisation of the value chain	13%	4%	14%
Decreased export opportunities due to tariff barriers	15%	14%	29%
Decreased export opportunities due to non-tariff barriers	12%	11%	7%
Decreased cooperation and fewer mergers with UK-based companies	11%	4%	11%
Restrictions in workforce mobility	24%	7%	29%
Difficulties obtaining financing given the uncertainties surrounding London's financial sector	10%	4%	4%
Strengthening of competitiveness compared to UK companies due to advantageous EU market access and/or positive currency movement	11%	21%	7%
Weakening of competitiveness compared to UK companies due to market access limitations and/or negative currency movements	9%	4%	16%
Increased opportunities to buy assets in the UK as a result of sterling devaluation and an easing of monetary policy	7%	14%	5%
Improved UK tax and regulatory environment as the UK government seeks to reinforce attractiveness of the UK market	6%	0%	11%
Other	13%	21%	0%

	CH	DE	ES	FI	FR	IE	IT	NL	NO	PL	PT	RU	SE	TR	UK
select all that apply)															
	34%	51%	34%	38%	41%	66%	19%	36%	N/A	23%	44%	42%	50%	N/A	N/A
	4%	4%	15%	4%	0%	14%	2%	9%	N/A	2%	6%	26%	8%	N/A	N/A
	10%	37%	4%	11%	11%	17%	5%	9%	N/A	12%	18%	24%	N/A	N/A	N/A
	12%	16%	9%	20%	16%	10%	5%	18%	N/A	16%	13%	21%	N/A	N/A	N/A
	10%	17%	23%	13%	11%	14%	8%	18%	N/A	31%	32%	5%	14%	N/A	N/A
	6%	12%	22%	4%	16%	10%	12%	9%	N/A	28%	15%	0%	N/A	N/A	N/A
	7%	16%	21%	7%	5%	10%	6%	5%	N/A	13%	8%	11%	18%	N/A	N/A
	19%	30%	16%	22%	32%	31%	4%	36%	N/A	17%	24%	39%	N/A	N/A	N/A
	5%	7%	19%	2%	16%	24%	7%	9%	N/A	10%	16%	8%	N/A	N/A	N/A
	7%	15%	11%	4%	8%	10%	6%	27%	N/A	10%	5%	5%	14%	N/A	N/A
	7%	15%	8%	11%	0%	24%	12%	14%	N/A	7%	3%	5%	N/A	N/A	N/A
	10%	8%	9%	9%	0%	7%	4%	0%	N/A	2%	8%	24%	N/A	N/A	N/A
	12%	7%	8%	11%	0%	14%	2%	14%	N/A	6%	11%	8%	N/A	N/A	N/A
	14%	9%	0%	4%	30%	3%	8%	27%	N/A	5%	2%	16%	N/A	N/A	N/A

Austria

Mag. Guido Eperjesi

Director Clients & Industries
Deloitte Austria
+43 1 537 00 2522
geperjesi@deloitte.at

Belgium

Anya Neville

Marketing Manager
Deloitte Belgium
+ 32 260 060 43
aneville@deloitte.com

Finland

Mari Lappalainen

Director, Finance Leader
Deloitte Finland
+358 207 555 792
Mari.Lappalainen@deloitte.fi

France

Anne Philipona-Hintzy

Partner, CFO Survey Lead
Deloitte France
+33 (0)3 83 95 64 72
aphiliponahintzy@deloitte.fr

Germany

Alexander Boersch

Director, Head of Research
Deloitte GmbH
+49 89 29036 8689
aboersch@deloitte.de

Ireland

Daniel Gaffney

Director Finance
Transformation Management
Consulting
Deloitte Ireland
+353 1417 2349
dgaffney@deloitte.ie

Italy

Mariangela Campalani

Director, Clients and Industries
Deloitte Italy
+39 028 332 6114
mcampalani@deloitte.it

Netherlands

Frank Geelen

CFO Programme Lead Partner
Deloitte Netherlands
+31 882 884 659
FGeelen@deloitte.nl

Norway

Andreas Enger

Head of Financial Advisory
Deloitte Norway
+47 2327 9534
aenger@deloitte.no

Poland

Dominika Piotrowska-Skwarlo

CFO Programme Marketing
Leader
Deloitte Poland
+48 (61) 882 42 63
dpiotrowska@deloittece.com

Portugal

Nelson Fontainhas

CFO Survey Leader
Deloitte Portugal
+351 2135 67100
nfontainhas@deloitte.pt

Russia

Lora Zemlyanskaya

Research Centre Leader
Deloitte, CIS
+7 (495) 787 06 00
lzemlyanskaya@deloitte.ru

Spain

Nuria Fernandez

Senior Manager, CFO
Programme
Deloitte Spain
+34 9143 81811
nufernandez@deloitte.es

Sweden

Henrik Nilsson

Partner, CFO Survey Lead
Deloitte Sweden
+46 73 397 11 02
henilsson@deloitte.se

Switzerland

Michael Grampp

European CFO Survey Lead &
Head of Research Switzerland
Deloitte AG
+41 582 796 817
mgrampp@deloitte.ch

Turkey

Cem Sezgin

CFO Services Leader
Deloitte Turkey
+90 212 366 60 36
csezgin@deloitte.com

United Kingdom

Ian Stewart

Chief Economist
Deloitte LLP
+44 2070 079 386
istewart@deloitte.co.uk

powered by

The **CFO** Programme

www.deloitteresearchemea.com

Deloitte provides audit, consulting, financial advisory, risk management, tax and related services to public and private clients spanning multiple industries. With a globally connected network of member firms in more than 150 countries and territories, Deloitte brings world class capabilities and high-quality service to clients, delivering the insights they need to address their most complex business challenges.

This publication has been written in general terms and therefore cannot be relied on to cover specific situations; application of the principles set out will depend upon the particular circumstances involved and we recommend that you obtain professional advice before acting or refraining from acting on any of the contents of this publication. This publication and the information contained herein is provided "as is," and Deloitte University EMEA CVBA makes no express or implied representations or warranties in this respect and does not warrant that the publication or information will be error-free or will meet any particular criteria of performance or quality. Deloitte University EMEA CVBA accepts no duty of care or liability for any loss occasioned to any person acting or refraining from action as a result of any material in this publication.

© 2016 Deloitte University EMEA CVBA.

Responsible publisher: Deloitte University EMEA CVBA, with registered office at B-1831 Diegem, Berkenlaan 8b