

The Deloitte logo is positioned at the top left of the white text area. It consists of the word "Deloitte" in a bold, blue, sans-serif font, followed by a small green dot.

European CFO Survey

Politics takes centre stage

Q1 | May 2016

Austria

Contents

Foreword	2
Key findings	3
Stable financial prospects	5
Continued rise in uncertainty	6
Limited risk appetite	7
Optimistic revenue expectations	8
Margins under pressure	9
Reduced appetite to invest	10
Employment growth	11
(Geo)politics dictates risk agenda	12
Strategic focus on cost	13
Bank borrowing most popular source of external financing	14
Internal financing remains an important alternative to external sources	15
Lack of enthusiasm for TTIP	16
Data summary	17

About the data

The findings discussed in this report are representative of the opinions of 1,490 CFOs based in 17 European countries: Austria, Belgium, Finland, France, Germany, Ireland, Italy, the Netherlands, Norway, Poland, Portugal, Russia, Spain, Sweden, Switzerland, Turkey and the United Kingdom. CFOs were all contacted between January and March 2016. Please note that a correction was made to the GDP weighted average values for the Q3 2015 Russian data. Three values were corrected, linked to the use of funding through corporate debt, equity and internal financing. Any relative percentage changes shown in this report are based on the updated data.

Some of the charts in the Survey show results as an index value (net balance). This is calculated by subtracting the percentage of respondents giving a negative response from the percentage giving a positive response; responses that are neither positive nor negative are deemed to be neutral. Due to rounding, not all percentages shown in the charts will add up to 100.

Acknowledgements

We would like to thank all participating CFOs for their support in completing the survey.

Further information

For further information and a more detailed analysis please visit www.deloitteresearchemea.com. If you would like to contact us please complete the form on our website or email us at europeanCFO@deloitte.co.uk.

Authors and contributors

Michael Grampp
Director, European CFO Survey
Lead, Deloitte AG
+41 (0) 58 279 6817
mgrampp@deloitte.ch

Alex Cole
Economic Analyst
Deloitte LLP
+44 (0) 207 7007 2947
alecole@deloitte.co.uk

Kate McCarthy
Manager, EMEA Research
Deloitte LLP
+44 (0) 20 7303 3450
katmccarthy@deloitte.co.uk

Contacts

Mag. Gerhard Marterbauer
CPA, Partner Audit, Austria
Deloitte Audit
Wirtschaftsprüfungs GmbH
+43 1 537 00 4600
gmarterbauer@deloitte.at

Alan Flanagan
Partner, EMEA CFO Programme
Lead
Deloitte Ireland
+353 (1) 417 2873
aflanagan@deloitte.ie

Sanford A. Cockrell III
Managing Partner, Global
Leader, CFO Programme
Deloitte DTTL
+1 (212) 492 3840
scockrell@deloitte.com


For more information
please visit: www.deloitteresearchemea.com

Foreword

Welcome to the third edition of the Deloitte European CFO Survey. This Survey presents the insights from nearly 1,500 CFOs based across 17 European countries on critical business concerns including capital markets and funding, business risk appetite and overall market sentiment.

The European CFO Survey is conducted as part of the Deloitte EMEA CFO Programme, an initiative that brings together multidisciplinary teams of senior Deloitte professionals to help CFOs effectively address the challenges and demands they experience in their role. Other key offerings of the Deloitte CFO Programme include the Next Generation CFO Academy, CFO Transition Labs and the CFO Lens application. If you would like further information on the programme please contact one of my colleagues based in your country.

We would like to thank all CFOs who took the time to participate in our Survey and invite you to participate in our next European CFO Survey to be conducted in the third quarter. We welcome your thoughts and feedback.



Alan Flanagan
Partner, EMEA CFO Programme Lead



Mag. Gerhard Marterbauer
CPA, Partner Audit

Key findings

Chief Financial Officers across Europe have begun 2016 in a cautiously optimistic mood, but are acutely aware of a number of headwinds ahead.

Nearly 1,500 CFOs in 17 countries participated in Deloitte's Q1 2016 European CFO Survey and, on a GDP-weighted basis, a net balance of +2% say they have a more positive view about growth in their businesses than they did six months ago. Since our previous European CFO Survey in the third quarter of 2015, the eurozone economy has continued its modest recovery. Reflecting this, CFOs in eurozone countries are once again more optimistic (+4% net balance) about the financial prospects for their companies than their non-eurozone peers (-1%).

The jobs market has been a particular source of optimism in the eurozone recently, and this improvement is mirrored by CFOs' positivity about employment in their businesses. While the employment outlook over the next 12 months has fallen (-3pp since Q3 2015) overall, it has improved for eurozone countries (+6pp since Q3 2015). The outlook for hiring is particularly strong in Italy and Ireland – two countries that saw among the sharpest rise in unemployment following the financial crisis of 2008-09.

Monetary policy has also continued to spur growth across Europe, with central banks incentivising bank lending to stimulate activity. CFOs as a whole report that the outlook for bank borrowing has improved again from six months ago, and remains positive. The improvement has been strongest for eurozone firms, where a net balance of +56% of CFOs now view bank borrowing as an attractive source of funding, up +5pp from Q3 2015.

However, this quarter's survey also highlights a growing number of headwinds. Levels of financial and economic uncertainty remain elevated, and have risen once again. 68% of CFOs report levels of external uncertainty to be above normal, up from 66% in Q3 2015 leading to a net balance of +64% (see Chart 1). In particular, politics and geopolitics seem to be weighing heavily on sentiment in a number of countries and are the most commonly cited risks to future growth (see Chart 2).

Europe entered 2016 facing a number of political and geopolitical challenges, which could now threaten growth and confidence, as well as the political unity of the region as a whole. Perhaps the biggest of these events has been the 'migrant crisis', which has had a destabilising effect on confidence in a number of countries along the most popular migrant routes – from Turkey through southern and central Europe – causing political tensions between EU members over the period between our surveys. Outside the eurozone, the UK's forthcoming referendum on EU membership has now eclipsed longstanding concerns about emerging markets and eurozone growth as a key concern for European businesses. The result of the referendum is far from certain, and a vote to leave the EU could have far-reaching implications for the UK and the rest of Europe.

Internal politics has also been a destabilising influence in Spain, Ireland and Portugal, where closely contested elections led to a political stalemate in recent months. To the east, Russia continues to suffer the effects of prolonged low oil prices and economic sanctions.

Given all these external and internal challenges it is unsurprising that CFOs are no more than cautiously optimistic. Rising perceptions of external uncertainty have been accompanied by risk appetite falling sharply and CFOs reporting increased pressures on operating margins. When uncertainty is high, firms prioritise cost control over expansionary strategies. A net balance of just 16% of CFOs now think investment in capital expenditure (capex) will rise over the next 12 months – a 10 percentage point fall since Q3 2015. In terms of strategic priorities, cost control or cost reduction are the top two priorities in 14 countries.

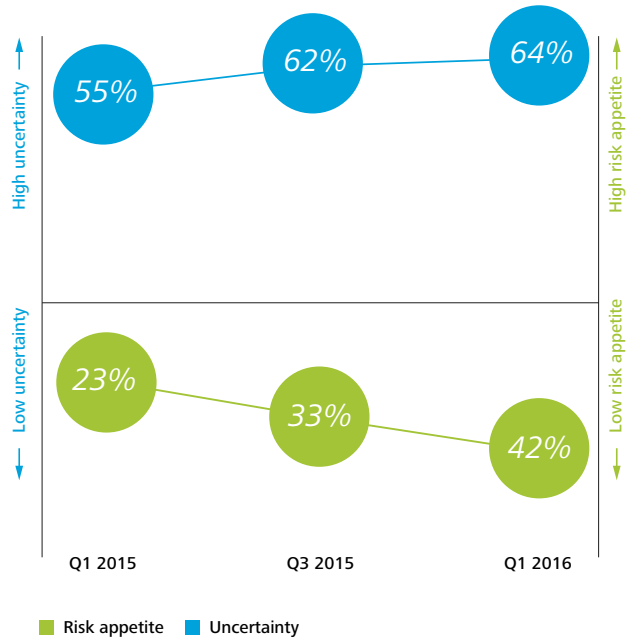
Europe's economy has benefitted from some continued improvement in domestic conditions over the last six months, including loose monetary policy and a rapidly improving labour market.

The hope must be that political and geopolitical headwinds do not set the recovery back in the coming six months.

This quarter's 'special question' related to TTIP (Transatlantic Trade and Investment Partnership). We asked CFOs what they believe the impact on their business would be by the proposed trade agreement between the US and the EU. CFOs report limited enthusiasm for the proposals, with 73% of the cohort reporting that there would be no discernible impact to their businesses from the deal. CFOs in Sweden are most enthusiastic, with 42% saying they would stand to benefit from TTIP, followed by those in Belgium (37%), Portugal (36%) and Germany (33%). The biggest disadvantages are seen in Russia (14%) and Turkey (11%) – countries that lie outside the EU and would therefore not be part of the agreement.

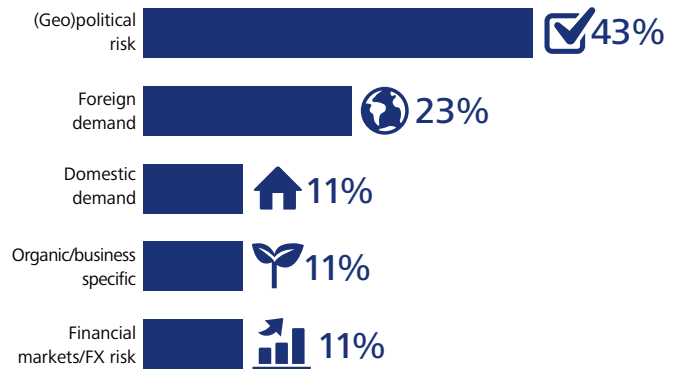
Since our previous European CFO Survey, uncertainty has risen and risk appetite has fallen. Geopolitical factors are now the main risk for European CFOs for 2016.

Chart 1. Increasing uncertainty and declining risk appetite



GDP-weighted net balance of all countries in the respective survey
 Uncertainty question: "How would you rate the overall level of external financial and economic uncertainty facing your business?"
 Risk appetite question: "Is this a good time to be taking greater risk onto your balance sheet?"

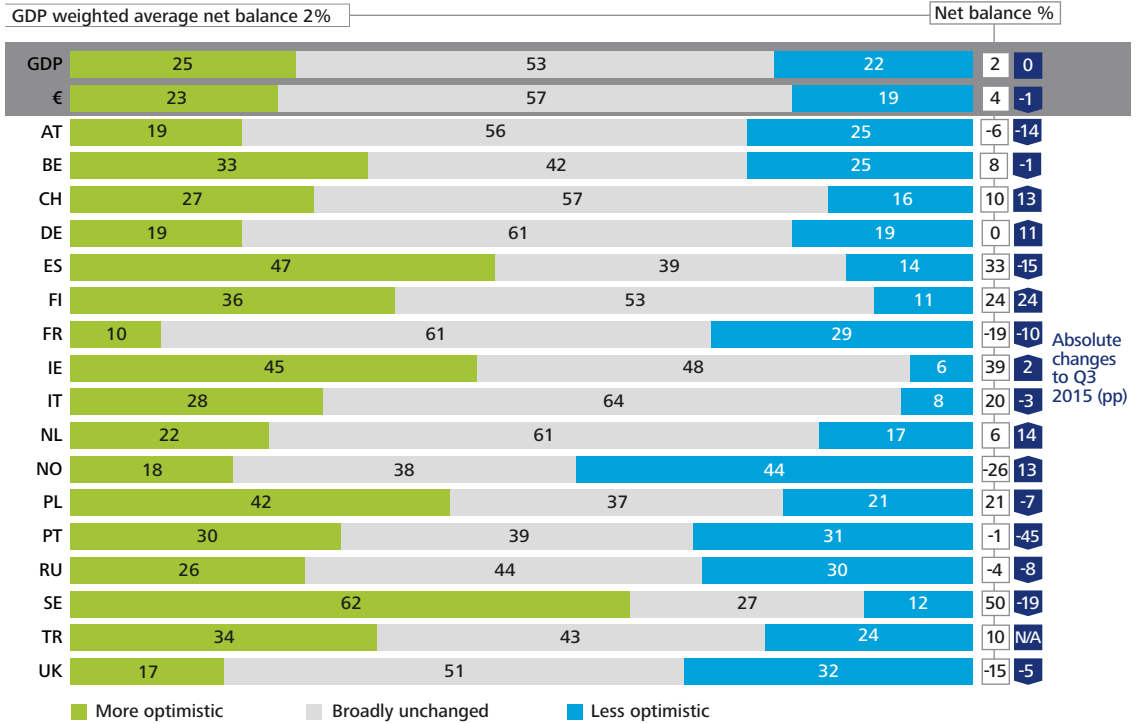
Chart 2. CFO top risks weighted by GDP (%)



Stable financial prospects

Compared to three/six months ago, how do you feel about the financial prospects for your company?*

Chart 3. Financial prospects (%)



*Note: In Finland, Norway, Spain and Sweden, the question specified a six-month period.

A net balance of +2% of CFOs are more optimistic about the financial prospects for their businesses compared to six months ago. But there are large differences from country to country. Eurozone countries (+4% net balance) are once again more optimistic than their non-euro peers, reflecting the continued modest economic recovery in the eurozone.

CFOs in Sweden are the most optimistic of the panel. 62% of CFOs based in Sweden are still optimistic about the financial prospects for their company, leading to a high net balance of +50% for this quarter (-19pp compared to Q3 2015). This reduced but continuously positive outlook is reflected in much of the economic data for Sweden, which has surprised on the upside in the last six months. Sweden's economy grew at a faster-than-expected 4.5% at the end of last year – overtaking the US and well ahead of Germany in the strength of its economic recovery.

The sentiment of CFOs in the Netherlands has also improved since Q3 2015 (+14pp), in line with the improvement of a number of Dutch macro economic indicators and with Dutch exporters benefitting from the continued modest recovery in the rest of Europe.

Switzerland appears to continue its recovery from the economic shock caused by the removal of the Swiss Franc/euro exchange rate floor at the beginning of last year. As the Swiss survey data shows, companies have been adapting to the new situation and optimism has improved accordingly (+13pp).

Despite an encouraging improvement in sentiment among CFOs in Norway, they still exhibit the lowest sentiment of all 17 surveyed countries with a net balance of -26%. As a heavily resource-dependent economy, many Norwegian companies have been adjusting to lower oil prices and adapting to reduced revenue levels.

Sentiment in Europe's biggest economy, Germany, has improved by +11pp but remains below the average of all surveyed countries, highlighting how Germany remains more exposed than most to the slowdown in emerging markets and the effects of political uncertainty in Europe.

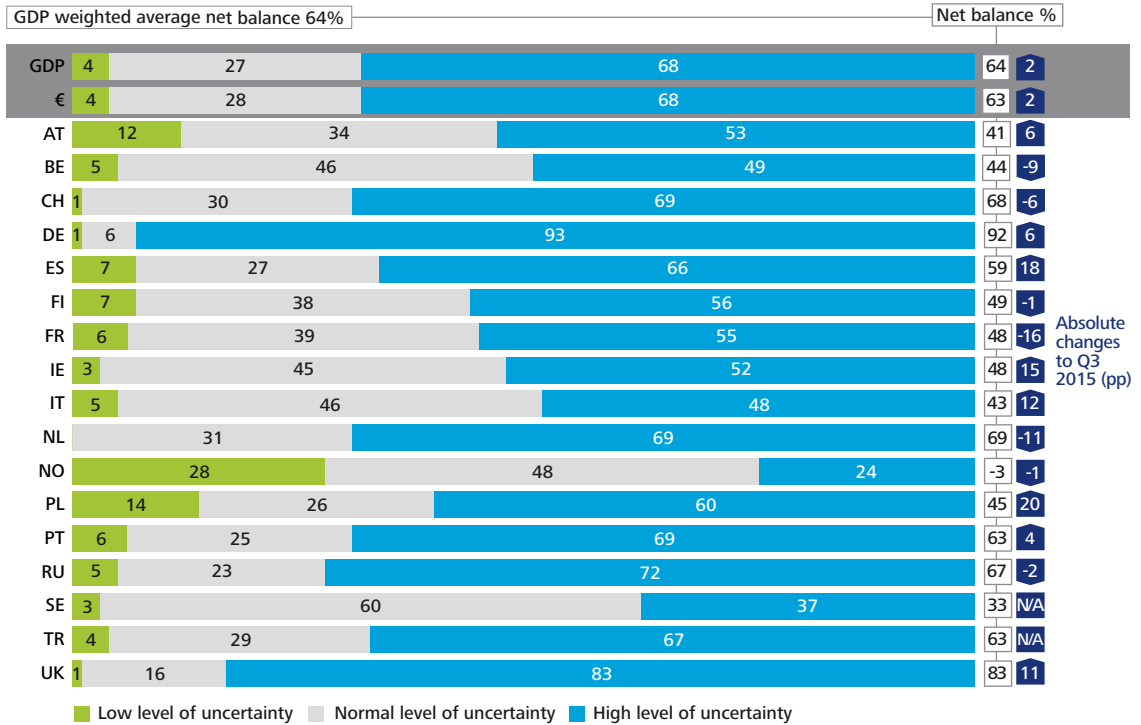
The largest drop (-45pp) in confidence occurred in Portugal, where there was a significant shift from an overly optimistic outlook (+43% net balance) six months ago to a negative one (-1% net balance). This change, driven by a variety of factors, has led to a period of increased uncertainty. Some of the main influencers are a peak in internal financial instability, political changes that have led to a minority government and a weakening in demand from some of the country's key export markets.

Downside risks also increased notably among CFOs based in France (-10pp) and Austria (-14pp), whose domestic businesses have both faced challenges from regulatory change and greater geopolitical risks. Although sentiment also fell in Italy (-3pp) and Spain (-15pp), CFOs in those markets remain among the most optimistic in the group as a whole.

Continued rise in uncertainty

How would you rate the overall level of external financial and economic uncertainty facing your business?

Chart 4. Uncertainty (%)



Perceptions of external financial and economic uncertainty remain elevated for CFOs across our panel. With the exception of those based in Norway, a majority of CFOs in each participating country report higher than normal levels of uncertainty.

For the cohort as a whole, levels of uncertainty have also risen slightly over the last six months. On a GDP-weighted basis, 68% of CFOs report higher levels of external uncertainty, up from 66% in Q3 2015.

Worryingly for Europe's recovery, the two countries with particularly high reported levels of uncertainty are the region's largest economies, Germany and the UK. In Germany an extraordinary 93% of CFOs report high levels of uncertainty. Concerns around weaker foreign demand persist in Germany's export-driven economy, but geopolitical risks – particularly emerging market weakness and the ongoing migrant crisis – have added to already high levels of uncertainty. In the UK, the result of the forthcoming referendum on EU membership remains unclear, with opinion polls in recent months suggesting an increasingly close contest.

Despite retaining a generally positive outlook, in line with buoyant domestic growth, CFOs in Ireland rate the uncertainty facing their business much higher than they did six months ago (+15pp). An obvious factor behind this is the Irish election, which occurred during the survey period, and failed to reach a conclusive outcome leading to political stalemate. It also seems likely that the uncertainty surrounding the UK's EU referendum has affected perceptions of uncertainty for CFOs in Ireland this quarter, with many Irish corporates having publicly cited a potential Brexit as a negative for Irish companies and the Irish economy.

Limited risk appetite

Rising perceptions of external uncertainty are weighing on risk appetite. 71% of European CFOs do not believe it is currently the right time to take greater risk onto their balance sheets (-42% net balance). On a GDP-weighted basis, risk appetite has fallen 9 percentage points in the last six months.

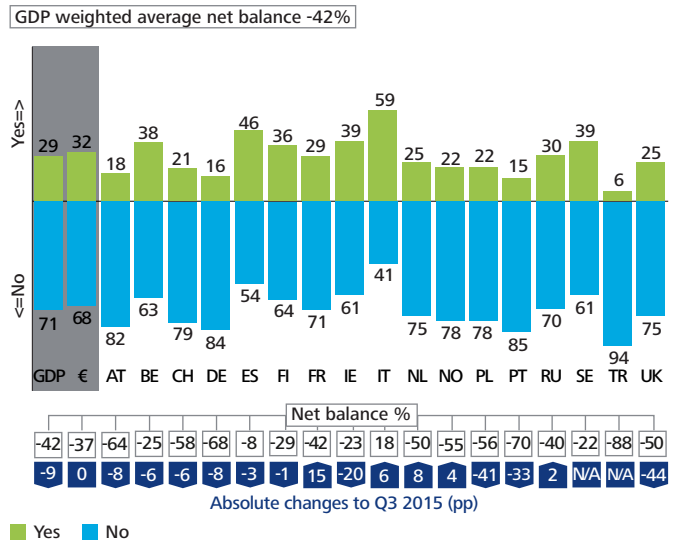
A sharp spike in uncertainty caused by political events has led to particularly big drops in risk appetite in the UK (-44pp) and Portugal (-33pp).

In absolute terms, the most risk averse CFOs are found in Turkey, where just 6% of CFOs believe now is a good time to take greater risk (-88% net balance). Here, CFO concerns about geopolitical risks and weakening growth in their main trading markets have clearly led to an over-arching attitude of caution.

On a positive note, the economic improvement seen in southern Europe over the last year means that risk appetite in Italy and Spain is much greater than in the other countries. Indeed Italy is the only country where a majority of CFOs are willing to take risk onto their balance (+18% net balance). Conversely, the fact that economic conditions have been challenging in these markets for so long may also mean that CFOs are now prepared to take risks in order to capitalise on and drive an upturn in fortunes.

Is this a good time to be taking greater risk onto your balance sheet?

Chart 5. Risk appetite (%)



Optimistic revenue expectations

Expectations for revenue growth have fallen marginally over the last six months. The proportion of CFOs who believe they will achieve revenue growth over the next 12 months has fallen slightly to 63% this quarter.

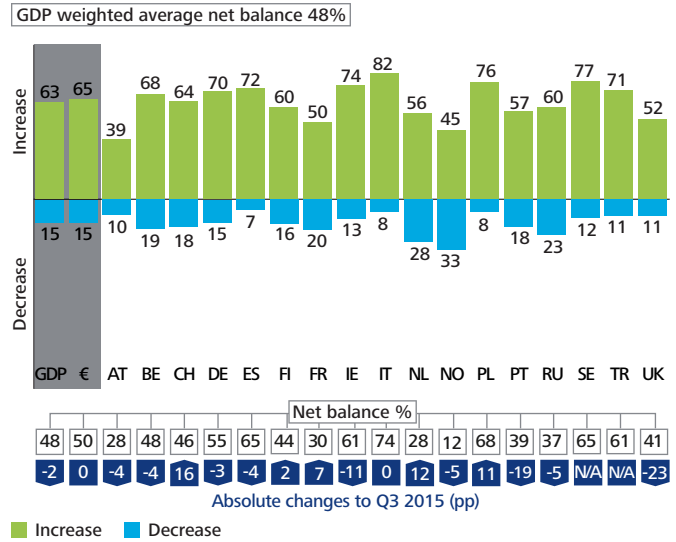
While revenue expectations are falling in a majority of countries, a significant contributor to the overall fall in GDP-weighted revenue expectations has been the sharp fall in revenue expectations (-23pp) in the UK over the last six months.

Overall the outlook for revenue growth actually remains stable and relatively high with a net balance of +48% of CFOs expecting revenues to rise over the next 12 months. Only 15% expect a decline.

Analysing individual country results again reveals significant differences across our panel. The outlook for revenues is most positive in Italy, reflecting improved growth forecasts. Unsurprisingly, expectations for revenue growth are also strong in Sweden, Ireland and Spain – currently among Europe’s fastest growing economies.

In your view, how are revenues for your company likely to change over the next 12 months?*

Chart 6.1. Revenues (%)



*Note: In the UK CFOs were asked, "How are revenues for UK corporates likely to change over the next 12 months."

Margins under pressure

This quarter’s survey shows that margin pressure is a theme for CFOs in most countries. The outlook on margins has deteriorated in all but 5 of the 17 countries surveyed.

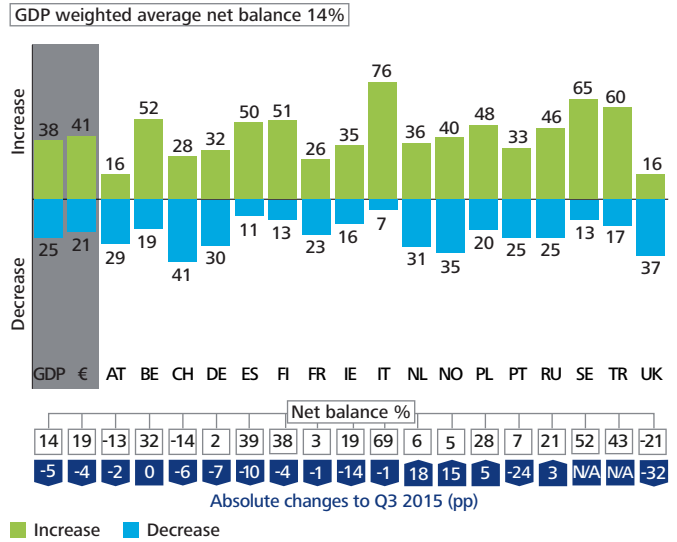
On average, a GDP-weighted 38% expect margins to increase over the next 12 months, with 25% expecting margins to decrease. This leads to a net balance of +14%, an overall drop of -5pp compared to six months ago.

As with a number of indicators, the UK has seen the biggest fall over the last six months, followed by Portugal. The outlook for margins is most positive in Italy (+69% net balance), followed by Sweden (52%) and Turkey (43%) – where the growth outlook has either improved or is strong, despite high levels of perceived uncertainty.

Austria, Switzerland and the UK are the three countries where a majority of CFOs expect margins to decrease.

In your view, how are the operating margins for your company likely to change over the next 12 months?*

Chart 6.2. Operating margins (%)



*Note: In the UK CFOs were asked, “How are operating margins for UK corporates likely to change over the next 12 months.”

Reduced appetite to invest

There has been a softening of capital expenditure (capex) intentions in the last six months, with a 10 percentage point overall decline in capex appetite since Q3 2015.

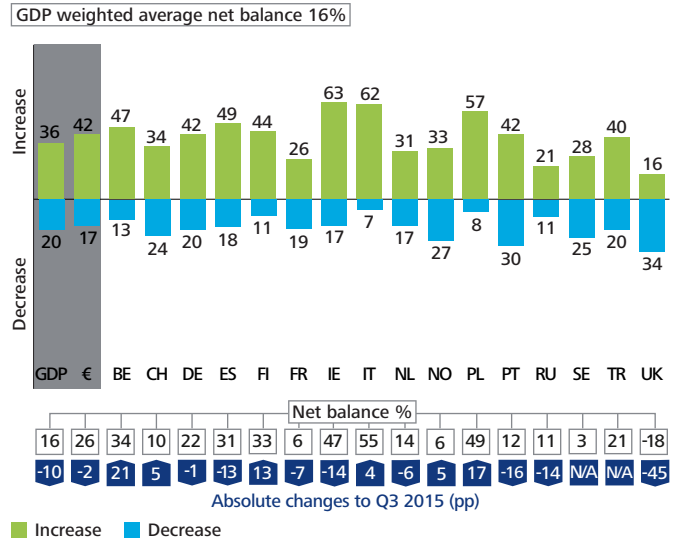
The data, however, suggests a degree of continued cautious optimism across our cohort of CFOs. On average 36% of CFOs say that they expect investment in capex to rise over the next 12 months and 20% expect it to decrease, leading to a net balance of +16%.

Strong risk appetite among CFOs in Ireland, Italy and Spain has fed through to a willingness to invest in capex in these countries, and appetite for capex investment has notably grown in Belgium (+21pp), Poland (+17pp) and Finland (+13pp).

In contrast, for a number of countries rising uncertainty has led to reduced risk appetite and willingness to invest in capex. Following a sharp decline in capex intentions, the UK is now the only country surveyed where a net balance of CFOs expect capital expenditure to decrease over the next year (-18% net balance). Capex intentions have also fallen in Ireland, Russia, Portugal and Spain, but from much higher bases.

In your view, how are capital expenditures for your company likely to change over the next 12 months?*

Chart 6.3. Capital expenditure (%)



*Note: In the UK CFOs were asked, "How is capital expenditure for UK corporates likely to change over the next 12 months."

Employment growth

European CFOs are relatively optimistic about the employment outlook in their businesses. When asked about the potential change in number of employees in their business over the next 12 months, on average 34% of CFOs expect an increase while 24% expect a decrease (+10% net balance).

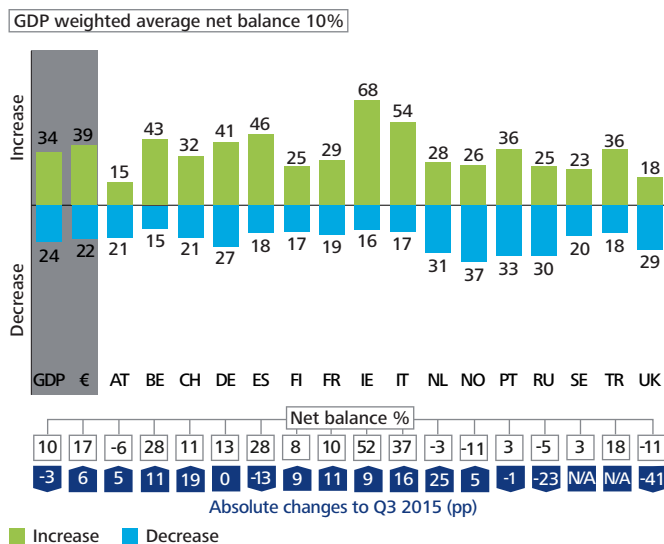
The slight decrease in the overall employment outlook since Q3 2015 is mainly due to big declines in the UK and Russia, where political uncertainty and low oil prices have weighed heavily on sentiment. The outlook for the eurozone, which excludes all non-euro countries including Russia and the UK, is much more positive (+17% net balance) and has improved (+6pp) since Q3 2015.

Given the general rise in uncertainty and the fall in risk appetite, positivity around jobs growth in the eurozone seems to point to a more fundamental improvement in labour market conditions in the single currency bloc. The official employment data would appear to back up this narrative. The eurozone added more than 900,000 jobs in the second half of 2015 and the unemployment rate has fallen to levels last seen in 2011.

Significantly, some of the most positive labour market improvements have occurred in those economies that saw the sharpest post-crisis rises in unemployment. Our survey finds that the countries where CFOs are most likely to report positive employment intentions are Ireland (68%), Italy (54%) and Spain (46%). The improving hiring outlook in Italy (+16pp change) may also suggest that long-awaited structural reforms aimed at increasing labour market flexibility (for example, the 'Job Act' introduced in 2015) have started to take effect.

In your view, how is the number of employees for your company likely to change over the next 12 months?*

Chart 6.4. Number of employees (%)



*Note: In the UK CFOs were asked, "How is hiring likely to change for UK corporates over the next 12 months."

(Geo)politics dictates risk agenda

Which of the following factors are likely to pose a significant risk to your business over the next 12 months?

Chart 7. Business risk next 12 months

AT 	BE 	CH 	DE 
1 Increasing regulation in Austria	1 Economic outlook/growth	1 Strength of the Swiss Franc	1 Geopolitical risks
2 Geopolitical risks	2 Competitive position in the market	2 Geopolitical risk	2 Weaker foreign demand
3 Shortage in skilled personnel	3 Changes in regulation	3 Weaker domestic demand	3 Exchange rate risk
4 Increasing cost of personnel	4 China's slow-down	4 Increasing business regulation	4 Emerging market weakness
5 Increasing barriers to trade/protectionism	5 Impact of Belgian financial & economic policy making	5 Shortage of skilled professionals	5 Weaker domestic demand
ES 	FI 	FR 	IE 
1 State "fragile" global economic recovery, uncertainty	1 Demand	1 Global/European economic uncertainty	1 Economic outlook/growth
2 Uncertainty in fiscal policy	2 Outlook of Finnish economy and competitiveness	2 Fiscal and social policies in Europe	2 Increasing regulations
3 Margin deterioration due to lack of flexibility in pricing	3 Cost of labour	3 Euro exchange rate	3 Currency fluctuations
4 Price of materials (commodities)	4 Cost of raw materials/commodities	4 Financial markets instability	4 Geopolitical risks
5 Availability of talent/talent management	5 Tax interpretations (e.g. transfer pricing)	5 The evolution of the price of raw materials	5 Shortage of skilled professionals
IT 	NO 	PL 	PT 
1 Loss of competitiveness compared to international competitors	1 Reduced domestic demand	1 Decrease of domestic demand or recession	1 Domestic public policies (fiscal, tax, labour regulation, social, legal, etc.)
2 Local market reduction	2 Reduced foreign demand	2 Market pressure for price decrease of offered goods/services	2 Stress in the financial system
3 Regulatory changes	3 Access to capital	3 Decrease of foreign demand or recession (joint rank 3)	3 Political or economic instability in foreign markets
4 Increase in supply costs	4 Personnel costs	3 Unstable corporate and tax law (joint rank 3)	4 Weaker domestic demand
5 Increase in labour costs	5 Political change	5 Increasing business regulations	5 Deterioration of cash flow
RU 	SE 	TR 	UK 
1 Stress in the financial system	1 Order intake	1 Geopolitical risks	1 UK referendum on membership of the EU
2 Weak Russian rouble	2 Macro/politically related factors	2 Weakness/strength/volatility of currency (e.g. Turkish Lira)	2 Deflation & economic weakness in the euro area/possibility of a renewed euro crisis
3 Weaker domestic demand	3 Skilled labour shortage	3 Deterioration of cash flow	3 Weak demand in the UK
4 Organic profit decrease	4 Cost of raw material/commodities	4 Weaker domestic demand	4 Prospect of higher interest rates and a general tightening of monetary conditions in the UK and US
5 Cost of capital	5 Fierce competition/pricing power	5 Rising labour costs	5 Weakness and or volatility in emerging markets and rising geopolitical risks in Middle East/Ukraine

In no two countries is the list of key business risks the same, a reflection of the fact that business conditions vary from country to country and that the response options offered to CFOs differ across countries.

But some common themes emerge. Geopolitical or political factors are the top two business risks for two-fifths of CFOs, and are the main concern for CFOs in Germany, Portugal, Turkey and the UK (for an aggregate risk ranking please see Chart 2).

Similarly, CFOs across the 16 countries commonly cited deteriorating demand conditions (domestic and foreign) and a slowdown in the general macroeconomic environment as risks illustrating how Europe's modest economic recovery remains susceptible to potential shocks.

In the UK, CFOs rank Brexit as the most significant risk for their business. This seems likely to have influenced the decline in UK CFO sentiment across the board (financial prospects -5pp, risk appetite -44pp, revenue expectations -23pp, operating margins -32pp, employment growth -41pp) in a period of already high uncertainty (+11pp).

Strategic focus on cost

Please state to what degree the following strategies are likely to be a priority for your business over the next 12 months?

Chart 8. Strategic priorities next 12 months

AT  <ol style="list-style-type: none"> 1 Organic growth 2 Cost cutting 3 Increase in operating cash flow 4 Introducing new products/services 5 Investing in the EDP-System/in the quality of data 	BE  <ol style="list-style-type: none"> 1 On-going cost control 2 Increasing productivity/efficiency 3 Organic Growth 4 Introducing new products/services 5 Cost Reduction 	CH  <ol style="list-style-type: none"> 1 Cost control 2 Organic growth 3 Cost reduction 4 Introducing new products/services 5 Expanding into new markets 	DE  <ol style="list-style-type: none"> 1 Cost reduction 2 Introducing new products/services 3 Increase operating cash flow 4 Expanding by acquisition 5 Expanding into new markets
ES  <ol style="list-style-type: none"> 1 Cost control 2 Increased productivity/efficiency 3 Cost reductions 4 Organic growth 5 New products/services 	FI  <ol style="list-style-type: none"> 1 Organic growth 2 Cost control 3 Introducing new products and services 4 Cost reduction 5 Expanding by acquisition 	FR  <ol style="list-style-type: none"> 1 Organic Growth 2 Cost control 3 Cost reduction 4 Introduction of new products/services 5 Human Capital 	IE  <ol style="list-style-type: none"> 1 Cost control 2 Cost reduction 3 Organic growth 4 Introducing new products/services 5 Expanding into new markets
IT  <ol style="list-style-type: none"> 1 Cost control 2 Cost reduction 3 Introduction of new products or market expansion 4 Expansion through acquisitions 5 Increasing capital expenditure (CAPEX) 	NO  <ol style="list-style-type: none"> 1 Cost reduction 2 Focus on core business 3 Expanding organically 4 Revenue growth in current markets 5 Increasing cash flow 	PL  <ol style="list-style-type: none"> 1 Revenue Growth (current markets) 2 Revenue Growth (new markets) 3 New Investments 4 Cost reduction – indirect costs 5 Improved liquidity 	PT  <ol style="list-style-type: none"> 1 Cost control 2 Working capital efficiency 3 Cost reduction 4 Organic growth 5 Expanding into new markets
RU  <ol style="list-style-type: none"> 1 Ongoing cost control 2 Cost cutting 3 Investing in organic growth 4 Increasing cash flow 5 Reducing currency exposure 	SE  <ol style="list-style-type: none"> 1 Expanding into new geographies 2 Introducing new products/services 3 Reducing cost 4 Increasing cash flow 5 M&A activity 	TR  <ol style="list-style-type: none"> 1 Cost control 2 Cost reduction 3 Organic growth 4 Expanding into new markets 5 Expanding by acquisition 	UK  <ol style="list-style-type: none"> 1 Introducing new products/services or expanding into new markets 2 Reducing costs 3 Increasing cash flow 4 Expanding by acquisition 5 Increasing capital expenditure

■ Expansory strategies ■ Defensive strategies

Although growth, expansion and introducing new products and services are the top priorities for CFOs in a number of countries, CFOs strongly favour defensive business strategies over expansionary ones.

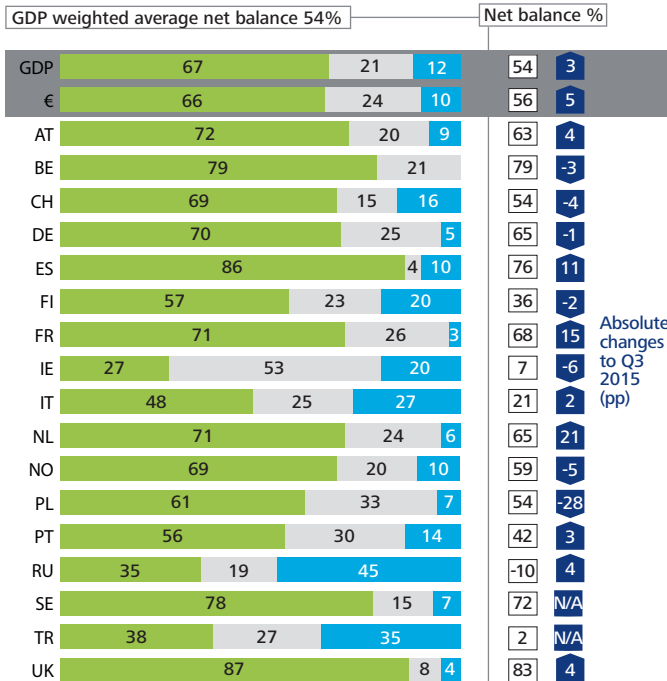
For Q1 2016 CFOs have further sharpened their focus on defensive strategies. Cost control or cost reduction are the top two priorities for CFOs in 14 of the 16 countries that were asked about strategic priorities. Even in countries where the economic outlook is relatively positive, for example Sweden and Ireland, the focus on cost remains.

Direct comparisons across countries are somewhat difficult, as the strategic options the CFOs were given vary. However, the top priority for Austria, France, Germany, Ireland, Italy, Norway, Poland, Portugal, Russia and Switzerland has remained unchanged from the previous survey, suggesting that CFOs are looking to the medium term.

Bank borrowing most popular source of external financing

How do you currently rate the following as a source of funding for corporates in your country?*

Chart 9.1. Bank borrowing (%)



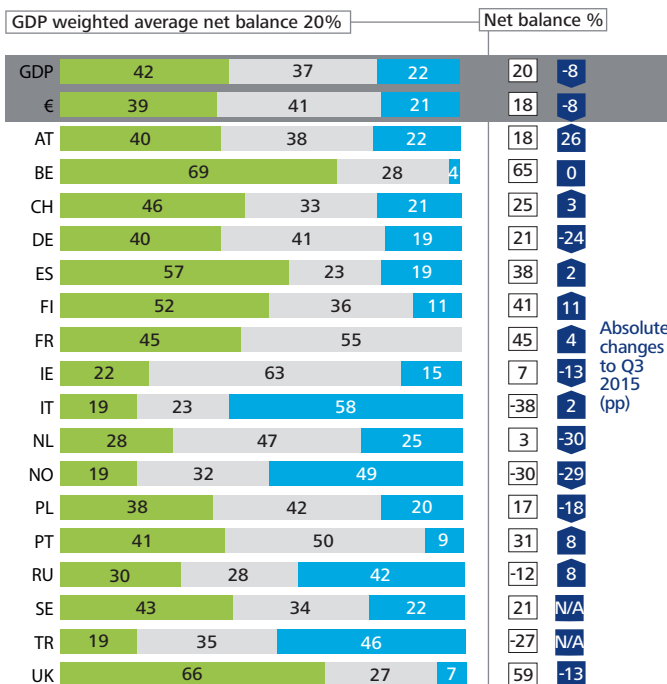
Bank borrowing remains the most popular form of financing for CFOs throughout Europe. Across our cohort it is viewed favourably by 67% of CFOs and unfavourably by just 12% (+54% net balance).

Once again, the outlook for bank borrowing has improved in the last six months (+3pp), reflecting the continued growth in the demand and supply of credit across Europe. The European Central Bank reported that during the fourth quarter of 2015 credit standards on loans to enterprises eased and that for the first quarter of 2016 banks continued to relax terms and conditions for new loans across all loan categories, and again particularly for enterprises.

The demand and supply of credit to large businesses has been similarly strong in the UK, where bank borrowing is viewed as being attractive by a net balance of +83% of CFOs. The next most attractive markets for bank borrowing are Belgium (+79%) and Spain (+76%), while the least attractive are Russia (-10%) and Turkey (+2%) where monetary policy has been far less expansionary and interest rates are higher.

This quarter, the level of attractiveness of bank borrowing in Poland (-28pp) returned to its mid-2015 level after peaking at the end of 2015. This follows rising uncertainty around new regulations to be introduced in the banking sector, which could influence the ratings of some Polish banks and potentially limit credit growth.

Chart 9.2. Corporate debt (%)



CFOs report that corporate debt is a less attractive form of financing than it was six months ago (-8pp). This largely reflects big declines in the attractiveness of corporate debt in three of Europe's larger economies: Netherlands (-30pp), Germany (-24pp), and the UK (-13pp), as well as declines in Norway (-29pp), Poland (-18pp) and Ireland (-13pp).

The picture for corporate debt is quite mixed across the group, with CFOs in Belgium (+65% net balance) and the UK (+59%) having a highly positive view of corporate debt, while CFOs in Italy (-38%), Norway (-30%) and Turkey (-27%) have highly negative views of corporate debt.

Many country-specific factors influence this varied picture. For example, Turkish firms are already highly leveraged and therefore less willing to take on more corporate debt. Also, when seeking to raise capital, CFOs will choose between different forms of financing. For example in Germany corporate debt will naturally be a less attractive form of financing, given the high and rising levels of attractiveness of bank borrowing and internal financing.

Attractive Neither attractive nor unattractive Unattractive

*Note: Finland and Russia asked the question as specific to "your own company".

Internal financing remains an important alternative to external sources

Across Europe, equity issuance is generally not viewed as an attractive source of funding for corporates (-11% net balance), with CFOs in 9 out of the 17 countries surveyed viewing it negatively.

The declining popularity of equity issuance between Q3 2015 and Q1 2016 reflects the relative popularity of bank borrowing as a source of financing, and the general weakness of European equity markets recently. The value of European equity indices fell steadily since the middle of last year, with the Euro Stoxx 600 index losing around 15% of its value between July 2015 and February of this year.

In Poland, there has been a sharp increase in the attractiveness of equity financing (+36pp), with CFOs increasingly shifting to non-bank financing following a period of uncertainty around future bank borrowing policies.

In contrast, CFOs in Italy have the most negative view of equity financing (-50% net balance) while bank borrowing is their most favoured form of financing.

Raising funds internally is generally viewed as an attractive form of financing for CFOs across Europe, with a GDP-weighted average of 51% of CFOs considering it attractive and just 11% considering it unattractive (+40% net balance).

The attractiveness of internal financing in Austria, Switzerland, Germany and Ireland likely reflects the relative strength of the recovery in these economies – with firms able to tap into profits as a source of new capital for investments, rather than issuing debt or equity.

How do you currently rate the following as a source of funding for corporates in your country?*

Chart 9.3. Equity (%)

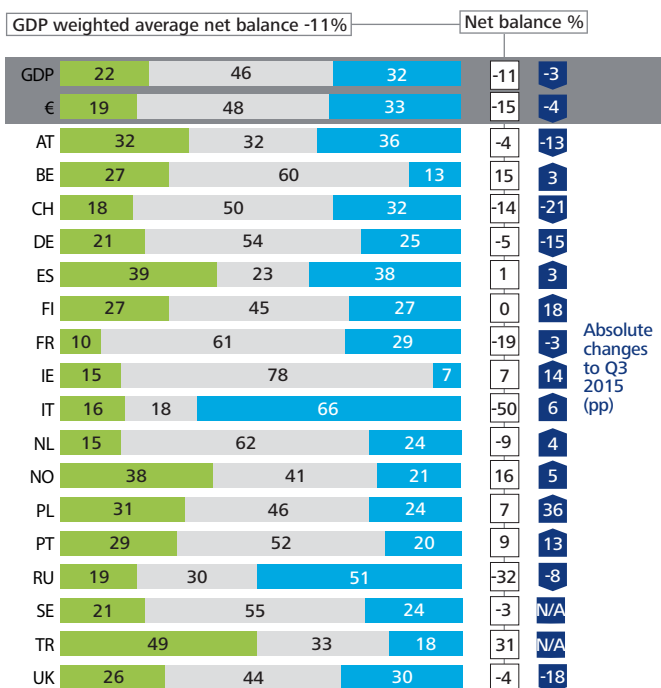
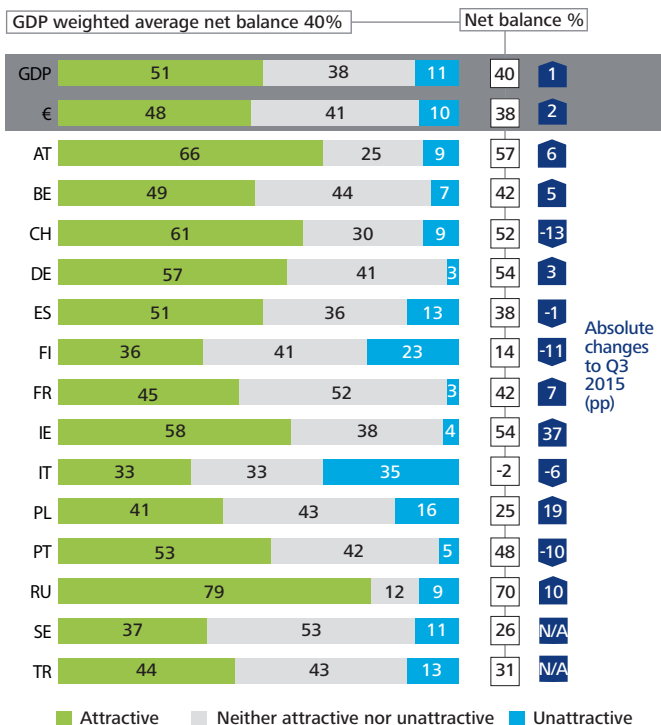


Chart 9.4. Internal financing (%)

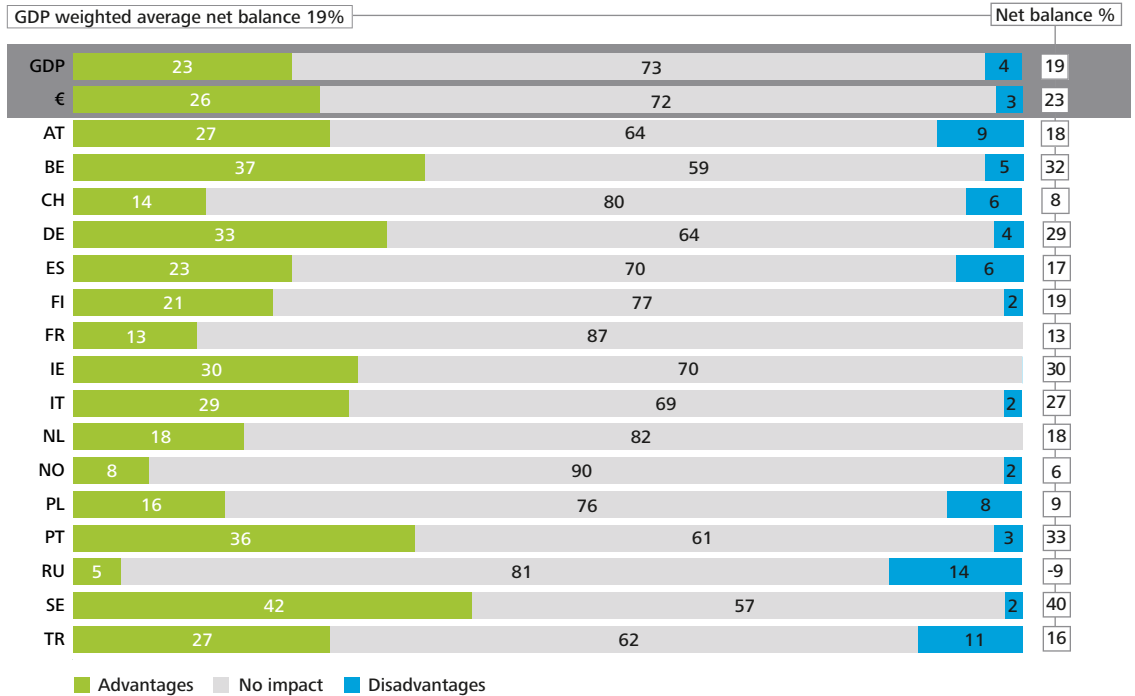


*Note: Finland and Russia asked the question as specific to "your own company".

Lack of enthusiasm for TTIP

How would your company be impacted by the formation of a Transatlantic Trade and Investment Partnership (TTIP) between the EU and US?*

Chart 10. TTIP (%)



*Note: Net balance is the difference between advantages and disadvantages

The Transatlantic Trade and Investment Partnership is a trade deal that has been under negotiation between the US and the EU since 2013. The focus of TTIP is on standardising regulations on intellectual property, labour rights and the environment. Proponents of the deal emphasise its potential to facilitate trade, which is why TTIP is generally expected to foster economic growth on both sides of the Atlantic. Its opponents fear that it could undercut legislative sovereignty and existing standards.

Although TTIP was not often mentioned in the media in many of the surveyed countries during the survey period, every company doing business across the Atlantic will potentially be affected by it, some more than others.

This quarter we asked CFOs how they thought the potential implementation of the treaty would impact their business. CFOs in Sweden are most enthusiastic about the potential deal, with 42% saying they would stand to benefit from TTIP, followed by 37% of CFOs in Belgium, 36% in Portugal and 33% in Germany. The biggest disadvantages are seen in Russia (14%) and Turkey (11%) – countries that lie outside the EU and

would therefore not be part of the treaty.

But it is striking that a big majority (73%) stated that they expect no discernible impact from TTIP. This result could be attributable to the fact that it is difficult to assess the full impact at this stage since only unofficial texts have been circulated. Other factors could be the lack of familiarity with the types of issues TTIP will cover, or the fact that some respondents do not trade directly with the US. It may also be that political and geopolitical uncertainties are currently more prominent issues for CFOs.

Data summary

To facilitate interpretation, this table contains a full breakdown of net balances to each question. Because of rounding, percentages may not always add up to 100.

	GDP	€	AT	BE	CH	DE	ES	FI
Compared to three/six months ago, how do you feel about the financial prospects for your company?								
More optimistic	25%	23%	19%	33%	27%	19%	47%	36%
Broadly unchanged	53%	57%	56%	42%	57%	61%	39%	53%
Less optimistic	22%	19%	25%	25%	16%	19%	14%	11%
Net balance	2%	4%	-6%	8%	10%	0%	33%	24%
In your view, how are the following key metrics for your company / corporates likely to change over the next 12 months?								
Revenues								
Increase	63%	65%	39%	68%	64%	70%	72%	60%
No change	22%	20%	51%	13%	18%	15%	20%	24%
Decrease	15%	15%	10%	19%	18%	15%	7%	16%
Net balance	48%	50%	28%	48%	46%	55%	65%	44%
Operating margins								
Increase	38%	41%	16%	52%	28%	32%	50%	51%
No change	37%	38%	56%	29%	31%	38%	39%	36%
Decrease	25%	21%	29%	19%	41%	30%	11%	13%
Net balance	14%	19%	-13%	32%	-14%	2%	39%	38%
Capital expenditure (CAPEX)								
Increase	36%	42%	N/A	47%	34%	42%	49%	44%
No change	44%	41%	N/A	40%	42%	38%	33%	44%
Decrease	20%	17%	N/A	13%	24%	20%	18%	11%
Net balance	16%	26%	N/A	34%	10%	22%	31%	33%
Number of employees								
Increase	34%	39%	15%	43%	32%	41%	46%	25%
No change	43%	39%	64%	43%	47%	32%	36%	59%
Decrease	24%	22%	21%	15%	21%	27%	18%	17%
Net balance	10%	17%	-6%	28%	11%	13%	28%	8%
How would you rate the overall level of external financial and economic uncertainty facing your business?								
High level of uncertainty	68%	68%	53%	49%	69%	93%	66%	56%
Normal level of uncertainty	27%	28%	34%	46%	30%	6%	27%	38%
Low level of uncertainty	4%	4%	12%	5%	1%	1%	7%	7%
Net balance	64%	63%	41%	44%	68%	92%	59%	49%
Is this a good time to be taking greater risk onto your balance sheet?								
Yes	29%	32%	18%	38%	21%	16%	46%	36%
No	71%	68%	82%	63%	79%	84%	54%	64%
Net balance	-42%	-37%	-64%	-25%	-58%	-68%	-8%	-29%
How do you currently rate the following as a source of funding for corporates in your country?								
Bank borrowing								
Attractive	67%	66%	72%	79%	69%	70%	86%	57%
Neither attractive nor unattractive	21%	24%	20%	21%	15%	25%	4%	23%
Unattractive	12%	10%	9%	0%	16%	5%	10%	20%
Net balance	54%	56%	63%	79%	54%	65%	76%	36%
Corporate debt								
Attractive	42%	39%	40%	69%	46%	40%	57%	52%
Neither attractive nor unattractive	37%	41%	38%	28%	33%	41%	23%	36%
Unattractive	22%	21%	22%	4%	21%	19%	19%	11%
Net balance	20%	18%	18%	65%	25%	21%	38%	41%
Equity								
Attractive	22%	19%	32%	27%	18%	21%	39%	27%
Neither attractive nor unattractive	46%	48%	32%	60%	50%	54%	23%	45%
Unattractive	32%	33%	36%	13%	32%	25%	38%	27%
Net balance	-11%	-15%	-4%	15%	-14%	-5%	1%	0%
Internal financing								
Attractive	51%	48%	66%	49%	61%	57%	51%	36%
Neither attractive nor unattractive	38%	41%	25%	44%	30%	41%	36%	41%
Unattractive	11%	10%	9%	7%	9%	3%	13%	23%
Net balance	40%	38%	57%	42%	52%	54%	38%	14%
How would your company be impacted by the formation of a Transatlantic Trade and Investment Partnership (TTIP) between the EU and US?								
Advantages	23%	26%	27%	37%	14%	33%	23%	21%
No impact	73%	72%	64%	59%	80%	64%	70%	77%
Disadvantages	4%	3%	9%	5%	6%	4%	6%	2%
Net balance	19%	23%	18%	32%	8%	29%	17%	19%

FR	IE	IT	NL	NO	PL	PT	RU	SE	TR	UK
10%	45%	28%	22%	18%	42%	30%	26%	62%	34%	17%
61%	48%	64%	61%	38%	37%	39%	44%	27%	43%	51%
29%	6%	8%	17%	44%	21%	31%	30%	12%	24%	32%
-19%	39%	20%	6%	-26%	21%	-1%	-4%	50%	10%	-15%
50%	74%	82%	56%	45%	76%	57%	60%	77%	71%	52%
30%	13%	9%	17%	22%	16%	25%	18%	12%	18%	37%
20%	13%	8%	28%	33%	8%	18%	23%	12%	11%	11%
30%	61%	74%	28%	12%	68%	39%	37%	65%	61%	41%
26%	35%	76%	36%	40%	48%	33%	46%	65%	60%	16%
52%	48%	17%	33%	26%	33%	42%	30%	22%	23%	46%
23%	16%	7%	31%	35%	20%	25%	25%	13%	17%	37%
3%	19%	69%	6%	5%	28%	7%	21%	52%	43%	-21%
26%	63%	62%	31%	33%	57%	42%	21%	28%	40%	16%
55%	20%	31%	53%	41%	35%	28%	68%	47%	40%	50%
19%	17%	7%	17%	27%	8%	30%	11%	25%	20%	34%
6%	47%	55%	14%	6%	49%	12%	11%	3%	21%	-18%
29%	68%	54%	28%	26%	N/A	36%	25%	23%	36%	18%
52%	16%	29%	42%	38%	N/A	30%	46%	57%	45%	53%
19%	16%	17%	31%	37%	N/A	33%	30%	20%	18%	29%
10%	52%	37%	-3%	-11%	N/A	3%	-5%	3%	18%	-11%
55%	52%	48%	69%	24%	60%	69%	72%	37%	67%	83%
39%	45%	46%	31%	48%	26%	25%	23%	60%	29%	16%
6%	3%	5%	0%	28%	14%	6%	5%	3%	4%	1%
48%	48%	43%	69%	-3%	45%	63%	67%	33%	63%	83%
29%	39%	59%	25%	22%	22%	15%	30%	39%	6%	25%
71%	61%	41%	75%	78%	78%	85%	70%	61%	94%	75%
-42%	-23%	18%	-50%	-55%	-56%	-70%	-40%	-22%	-88%	-50%
71%	27%	48%	71%	69%	61%	56%	35%	78%	38%	87%
26%	53%	25%	24%	20%	33%	30%	19%	15%	27%	8%
3%	20%	27%	6%	10%	7%	14%	45%	7%	35%	4%
68%	7%	21%	65%	59%	54%	42%	-10%	72%	2%	83%
45%	22%	19%	28%	19%	38%	41%	30%	43%	19%	66%
55%	63%	23%	47%	32%	42%	50%	28%	34%	35%	27%
0%	15%	58%	25%	49%	20%	9%	42%	22%	46%	7%
45%	7%	-38%	3%	-30%	17%	31%	-12%	21%	-27%	59%
10%	15%	16%	15%	38%	31%	29%	19%	21%	49%	26%
61%	78%	18%	62%	41%	46%	52%	30%	55%	33%	44%
29%	7%	66%	24%	21%	24%	20%	51%	24%	18%	30%
-19%	7%	-50%	-9%	16%	7%	9%	-32%	-3%	31%	-4%
45%	58%	33%	N/A	N/A	41%	53%	79%	37%	44%	N/A
52%	38%	33%	N/A	N/A	43%	42%	12%	53%	43%	N/A
3%	4%	35%	N/A	N/A	16%	5%	9%	11%	13%	N/A
42%	54%	-2%	N/A	N/A	25%	48%	70%	26%	31%	N/A
13%	30%	29%	18%	8%	16%	36%	5%	42%	27%	N/A
87%	70%	69%	82%	90%	76%	61%	81%	57%	62%	N/A
0%	0%	2%	0%	2%	8%	3%	14%	2%	11%	N/A
13%	30%	27%	18%	6%	9%	33%	-9%	40%	16%	N/A

www.deloitteresearchemea.com

Austria

Ulrike Erdélyi
CFO Programme Manager
Deloitte Audit
Wirtschaftsprüfungs GmbH
+43 1 537 00 2434
uerdelji@deloitte.at

Belgium

Sophie De Meyer
Marketing & Communication
Manager
Deloitte Belgium
+ 32 260 060 21
sodemeyer@deloitte.com

Finland

Mari Lappalainen
Director, Finance Leader
Deloitte Finland
+358 207 555 792
Mari.Lappalainen@deloitte.fi

France

Mansour Belhiba
Partner, CFO Survey Lead
Deloitte France
+33 (0)1 55 61 54 61
mbelhiba@deloitte.fr

Germany

Alexander Boersch
Director, Head of Research
Deloitte GmbH
+49 89 29036 8689
aboersch@deloitte.de

Ireland

Daniel Gaffney
Director Finance
Transformation
Management Consulting
Deloitte Ireland
+353 1417 2349
dgaffney@deloitte.ie

Italy

Mariangela Campalani
Director, Clients and
Industries
Deloitte Italy
+39 028 332 6114
mcampalani@deloitte.it

Netherlands

Frank Geelen
CFO Programme Lead Partner
Deloitte Netherlands
+31 882 884 659
FGeelen@deloitte.nl

Norway

Andreas Enger
Head of Financial Advisory
Deloitte Norway
+47 2327 9534
aenger@DELOITTE.no

Poland

Dominika Piotrowska
-Skwarlo
Public Relations and Business
Development
Deloitte Poland
+48 (61) 882 42 63
dpiotrowska@deloitte.com

Portugal

Nelson Fontainhas
CFO Survey Leader
Deloitte Portugal
+351 2135 67100
nfontainhas@deloitte.pt

Russia

Lora Zemlyanskaya
Research Centre Leader
Deloitte, CIS
+7 495 787 0600
lzemlyanskaya@deloitte.ru

Spain

Nuria Fernandez
Senior Manager, CFO
Programme
Deloitte Spain
+34 9143 81811
nufernandez@deloitte.es

Sweden

Carolina Jonsson
Senior Business Developer,
Clients & Industries
Deloitte Sweden
+46 75 246 31 65
cajonsson@deloitte.se

Switzerland

Michael Grampp
European CFO Survey
Lead & Head of Research
Switzerland
Deloitte AG
+41 582 796 817
mgrampp@deloitte.ch

Turkey

Cem Sezgin
CFO Services Leader
Deloitte Turkey
+90 212 366 60 36
csezgin@Deloitte.com

UK

Ian Stewart
Chief Economist
Deloitte LLP
+44 2070 079 386
istewart@deloitte.co.uk

The CFO Programme

Deloitte provides audit, consulting, financial advisory, risk management, tax and related services to public and private clients spanning multiple industries. With a globally connected network of member firms in more than 150 countries and territories, Deloitte brings world class capabilities and high-quality service to clients, delivering the insights they need to address their most complex business challenges.

This publication has been written in general terms and therefore cannot be relied on to cover specific situations; application of the principles set out will depend upon the particular circumstances involved and we recommend that you obtain professional advice before acting or refraining from acting on any of the contents of this publication. This publication and the information contained herein is provided "as is," and Deloitte University EMEA CVBA makes no express or implied representations or warranties in this respect and does not warrant that the publication or information will be error-free or will meet any particular criteria of performance or quality. Deloitte University EMEA CVBA accepts no duty of care or liability for any loss occasioned to any person acting or refraining from action as a result of any material in this publication.

© 2016 Deloitte University EMEA CVBA,

Responsible publisher: Deloitte University EMEA CVBA, with registered office at B-1831 Diegem, Berkenlaan 8b

Designed and produced by The Creative Studio at Deloitte, London. J6252