

Deloitte.



2022 Women @ Work Report

Australia

Global summary

- Between November 2021 and February 2022, Deloitte Global conducted a survey of **5,000 women in 10 countries** to explore how women around the world rate their overall satisfaction, optimism, and motivation in the workplace amid the ongoing COVID-19 pandemic. Now in its second year, this survey highlights trends across key topics and serves as a comparative analysis of women's attitudes since the beginning of the pandemic.
- The following deck examines **how women in Australia stand out from their global counterparts** on key themes.

Key global findings:



Widespread burnout: fueled by rising stress levels. 53% of women say their stress levels are higher than they were a year ago, and almost half feel burned out. Almost half say their mental health is poor/very poor. One-third have taken time off work because of mental health challenges, yet only 43% feel comfortable talking about these concerns in the workplace.



The Great Resignation set to continue. Women are more likely to be looking for a new role than they were a year ago: burnout is the main reason. About a quarter rate their job satisfaction and motivation as poor/very poor and almost half are less optimistic about their career opportunities vs a year ago. >50% want to leave their employer in the next 2 years; only 10% plan to stay with their current employer for 5+ years.



Flexibility is not a reality for many women. Just 33% of women say their employer offers flex working options, and 94% believe that requesting flexible-working will affect their likelihood of promotion. 90% believe their workloads won't be adjusted accordingly if they request flexible-working options. Additionally, women who have reduced or changed hours during the pandemic and those who work part-time are suffering significantly lower levels of mental wellbeing and motivation.



Inclusive, supportive organizations gain a competitive advantage

Like our 2021 research, this year we identified a small group of women who work for 'Gender Equality Leaders,' organizations that, according to those surveyed, have created genuinely inclusive cultures that support them and promote mental wellbeing. Women who work for these companies report far higher levels of engagement, trust, and career satisfaction, and they also plan to stay with their employers longer. They also report more positive experiences with hybrid working and lower levels of burnout (just 3%) and greater mental health support: 87% say they get adequate mental health support from their employer, and the same percentage feel comfortable talking about their mental health in the workplace.



Hybrid working: An opportunity for change—but challenges exist. Almost 60% of women who work in hybrid environments feel they've been excluded from important meetings, and almost half say they do not have enough exposure to leaders. Additionally, only around a quarter of women say their employer has set clear expectations when it comes to how and where they're expected to work.



Harassment and microaggressions are on the rise—and often go unreported. 59% of women have experienced harassment and microaggressions over the past year at work, a number that has increased since the 2021 report (52%). Only a small proportion of these behaviors go reported—just 31%—and women still fear reprisals for speaking up: 93% believe reporting non-inclusive behaviors will negatively impact their careers, and most feel action won't be taken if reported.

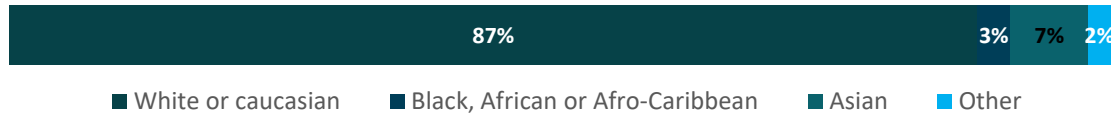


Through an intersectional lens, women face more challenges. Women in ethnic minority groups and LGBT+ women are more likely to have experienced microaggressions. LGBT+ women are more than 10% more likely to say they've been patronized or undermined by managers. Those in ethnic minority groups are significantly more likely to say they experience exclusion from informal interactions, feel patronized, and receive disparaging/belittling comments compared to those in the ethnic majority.

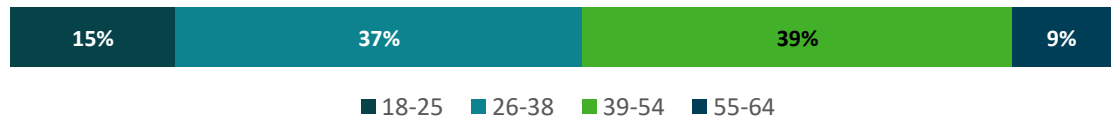
- We surveyed **500 women** in Australia.

Australia respondent profile:

Ethnicity



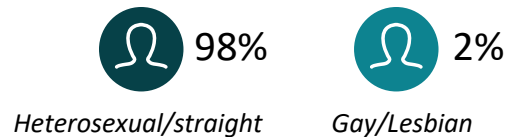
Age



Seniority



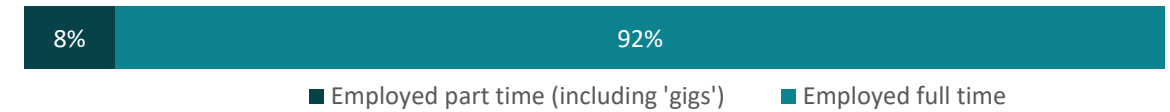
LGBT+*



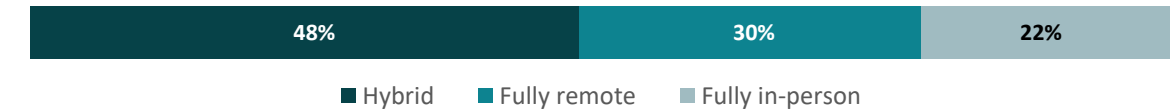
*Note that gender identities and sexual orientations not shown received less than a 1% response rate. Respondents were able to opt out of answering a question about their sexuality; 369 women answered this question in Australia.

Australia company profile:

Employment Status



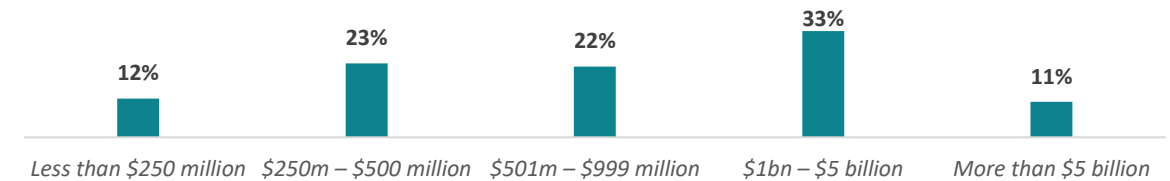
Percentage of hybrid, fully remote, and fully in-person workers



Sector of organization



Organization's total global annual revenue

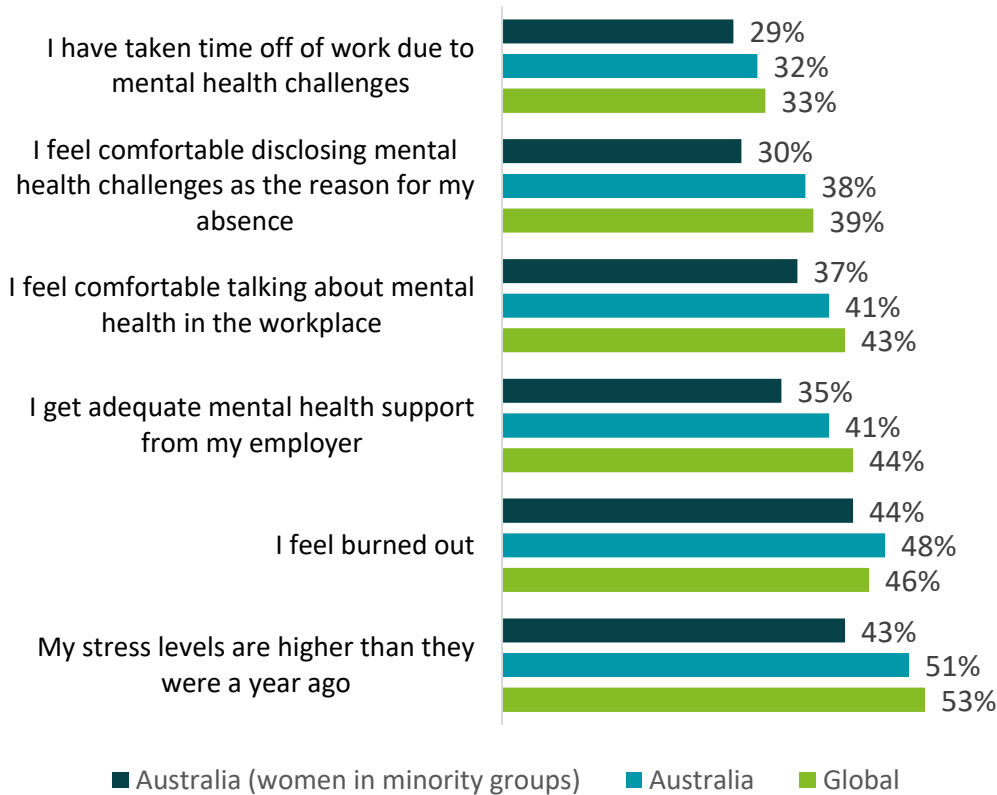


Women are facing widespread burnout

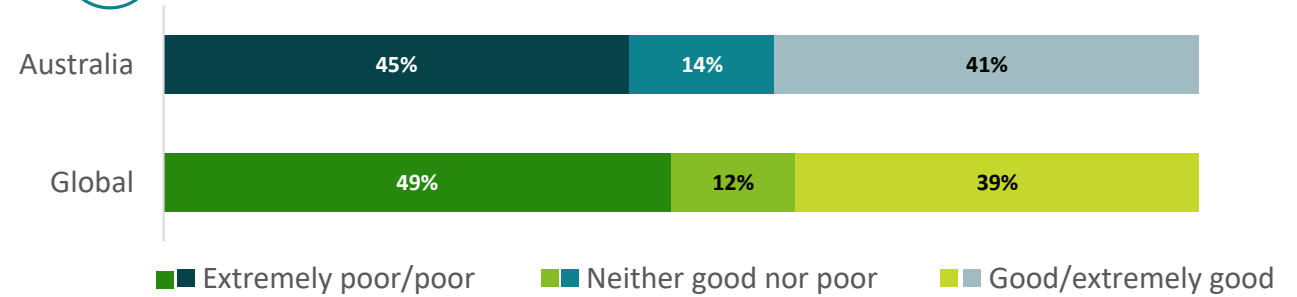
- Australian women express slightly higher levels of burnout as their global counterparts. As with the global numbers, younger women in Australia report higher levels of burnout.
- Australian women rate their mental health similarly to their global counterparts. Those in ethnic minority groups are less likely to feel comfortable talking about mental health concerns in the workplace and indicate that they're much less likely to receive adequate mental health support from employers.



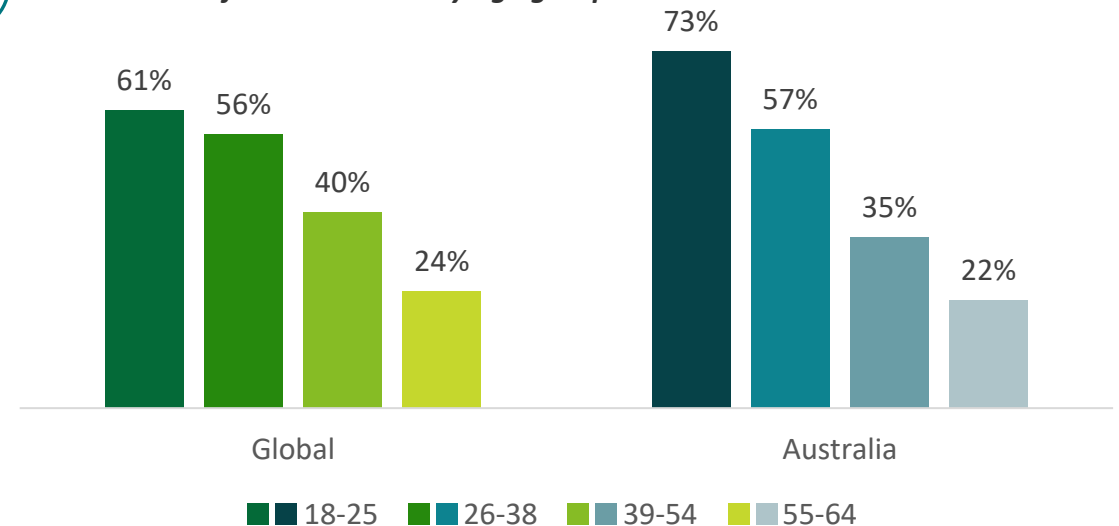
Which of these statements are true for you?
(select all that apply)



How would you rate your mental health?



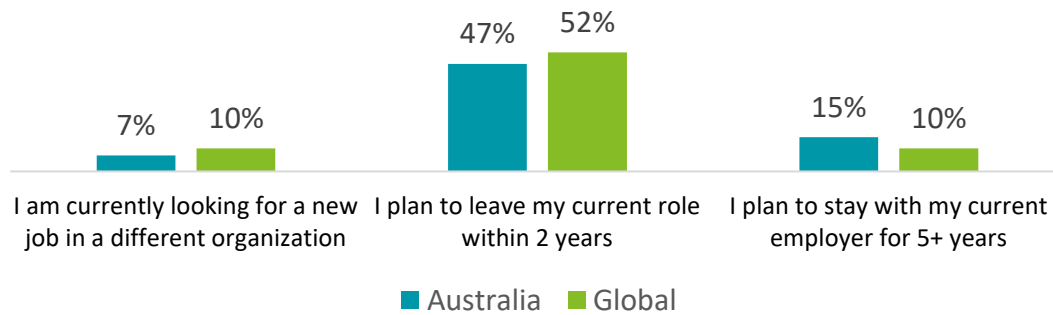
Percent who feel burned out by age group:



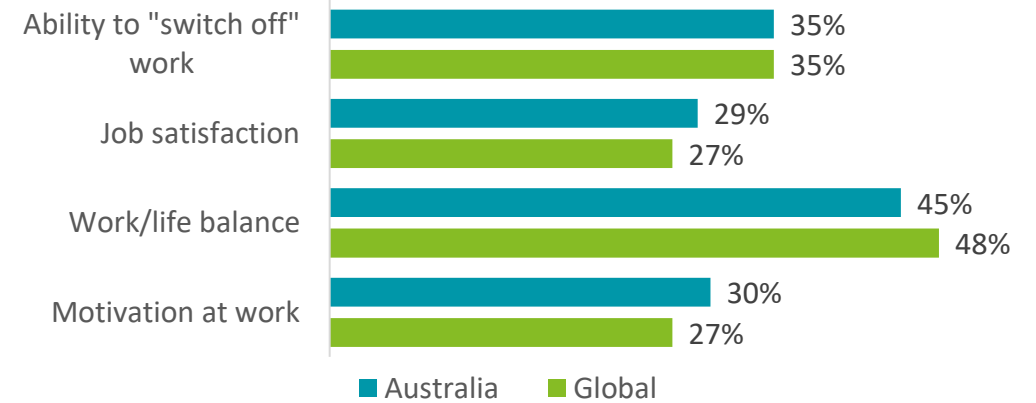
- Slightly less women in Australia are actively looking to leave or planning to leave their current role within two years compared to the global average. For those actively looking to leave, inadequate pay and burn out are the top reasons in Australia (though burn out is listed at much lower levels than global).
- Women in Australia rate certain aspects of their life (e.g., job satisfaction, work/life balance, motivation at work) at similarly poor levels as the global group. Those in ethnic minority groups are less likely to feel like they're judged by their work quality versus the hours they're present compared to the Australian total.



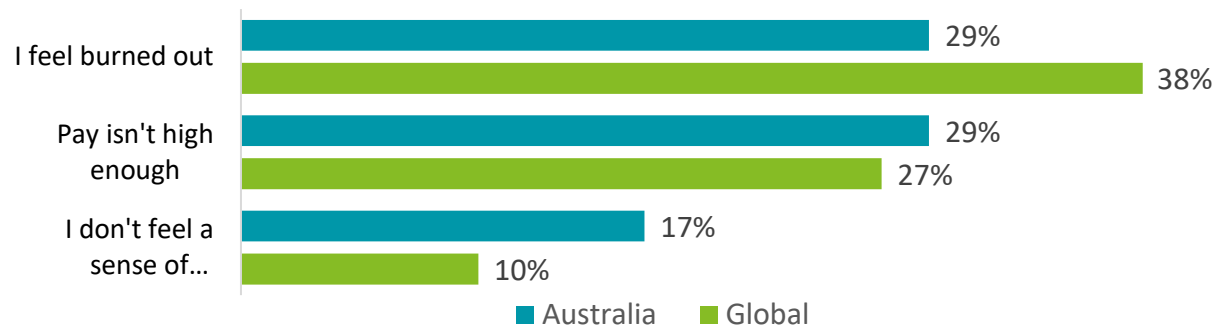
How long do you expect to stay with your current employer?
(select one)



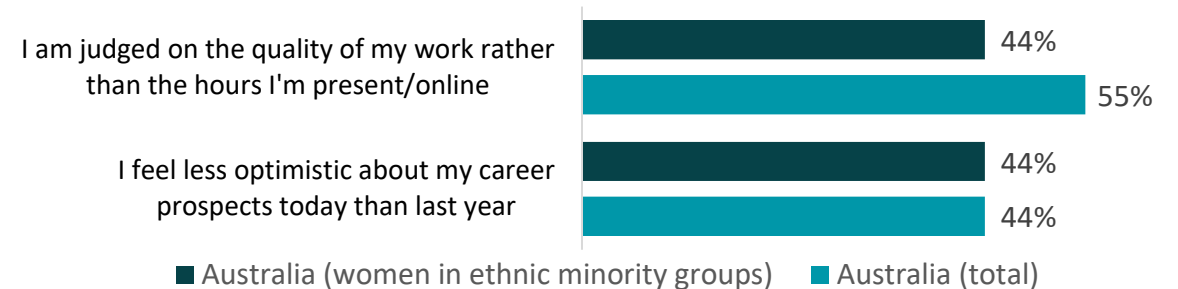
How would you rate the following aspects of your life?
(% who rated the following as "poor/very poor")



What is your main reason/what are your main reasons for wanting to leave your current employer? *



Which of these statements is true for you?



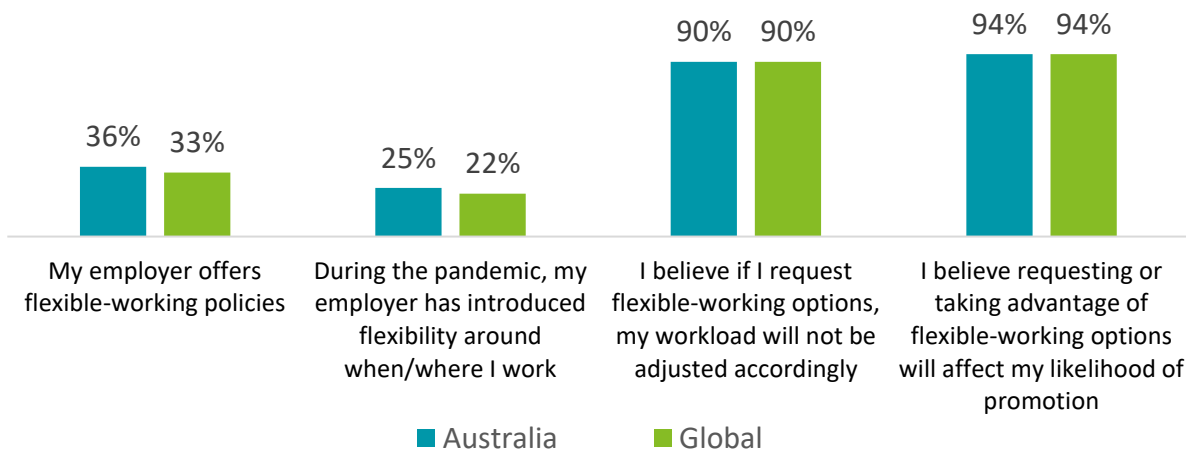
*Note that the base size for this question is 35 respondents in Australia and 482 respondents globally.

Flexibility is not a reality for many women

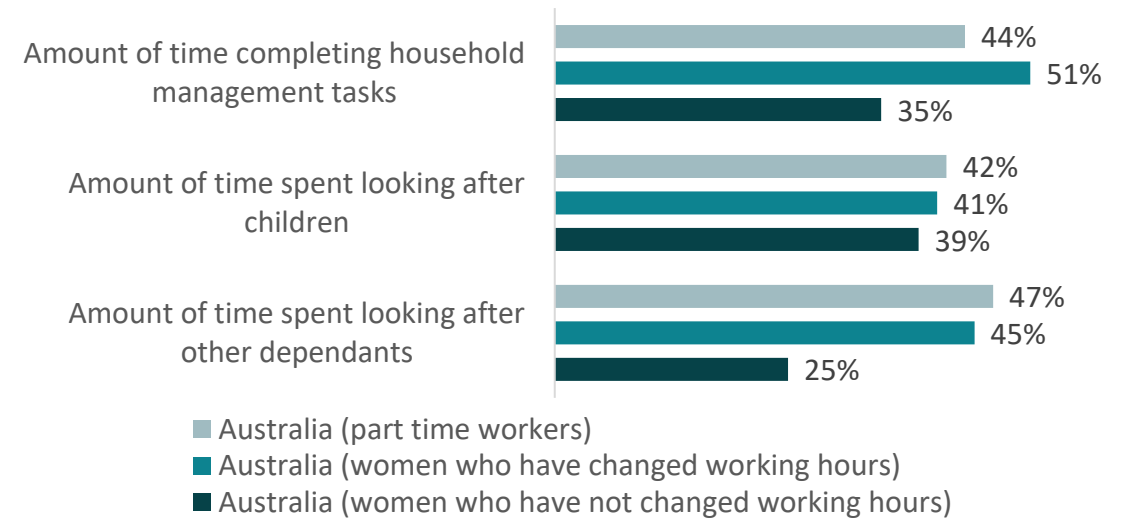
- Slightly more women in Australia than global—though still a small percentage—say their employers offer flexible-working policies.
- Australian women who have changed their working hours since the start of the pandemic or work part time are much more likely than those who haven't changed their hours to feel burned out, stressed, less optimistic about their career prospects, and less comfortable talking about mental health in the workplace.



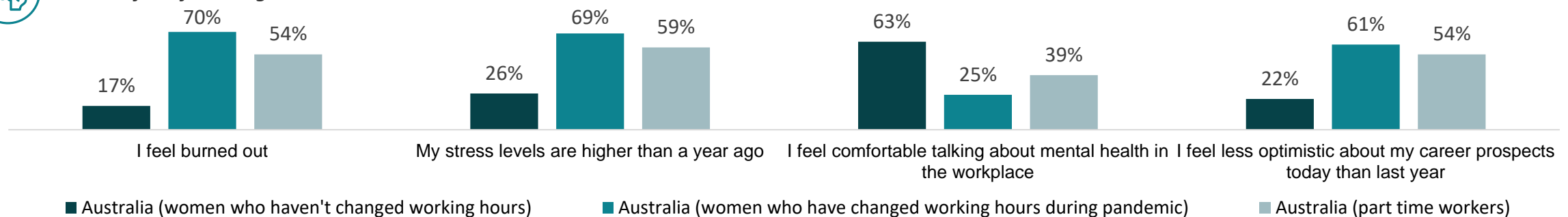
Which of the following statements are true?



To what extent have the following aspects of your life increased in the past year?



Which of the following statements are true?

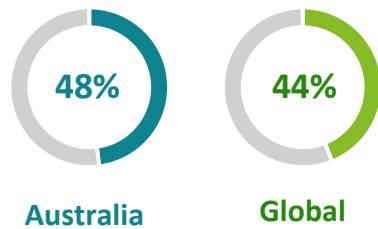


Hybrid working not delivering the benefits it could

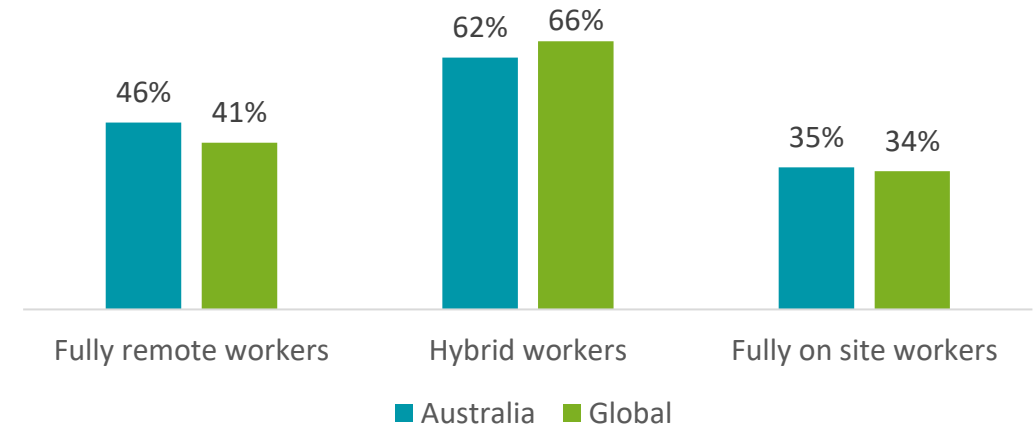
- Slightly more women in Australia are working hybrid versus global. Australian women working hybrid feel slightly less excluded from meetings and interactions than global hybrid workers (but this number is still very high).
- Similar to global, Australian women working hybrid are much more likely to have experienced microaggressions over the past year versus those working fully remote or fully on site. Being interrupted/talked over was the most frequently-cited microaggression for women in Australia.



% of women currently working in a hybrid environment.



Have you experienced microaggression at work over the past 12 months?



For those working hybrid, which of these statements are true?



Which of the following behaviors have you experienced at work over the past 12 months? (top three microaggressions experienced by women in Australia)



13% Being interrupted and/or talked over in meetings



12% Being excluded from informal interactions or conversations



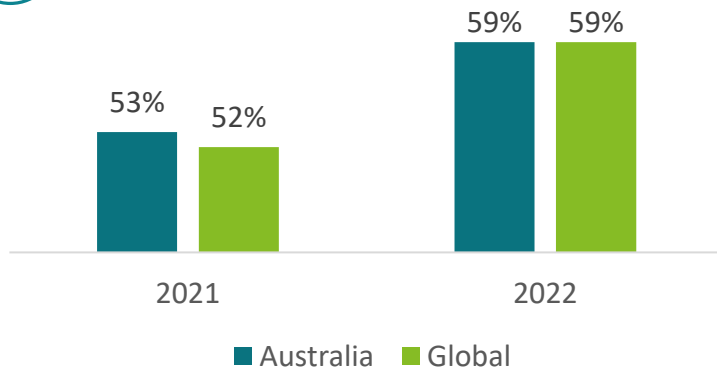
12% Not being invited to traditionally male-dominated activities

Harassment and microaggressions are on the rise

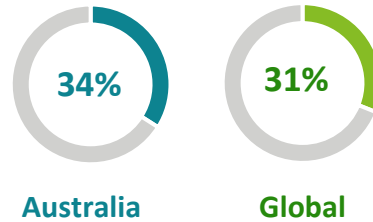
- Similar to global, women in Australia experienced higher numbers of non-inclusive behavior in 2022 than in 2021. The top three reasons women in Australia gave for not reporting these behaviors: they didn't feel the behavior was serious enough to report, they didn't think the complaint would be taken seriously, and they were concerned the behavior would get worse.
- Women in ethnic minority groups in Australia were more likely than global or the Australian total to experience certain behaviors (like feeling patronized, having someone take credit for their ideas, and having fewer opportunities to speak up in meetings compared to male colleagues).



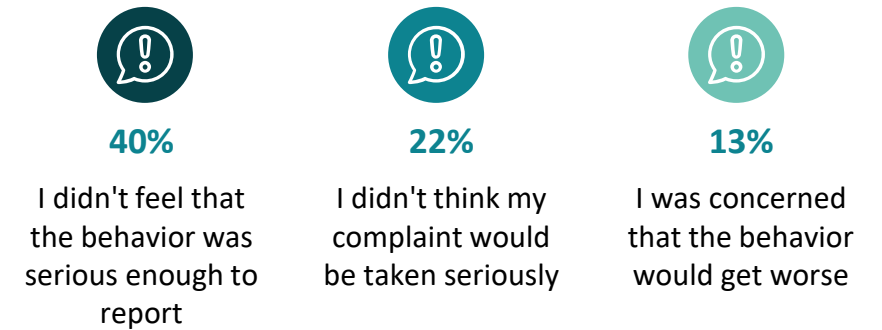
In the past year, I have experienced at least one non-inclusive behavior (either harassment or microaggressions)



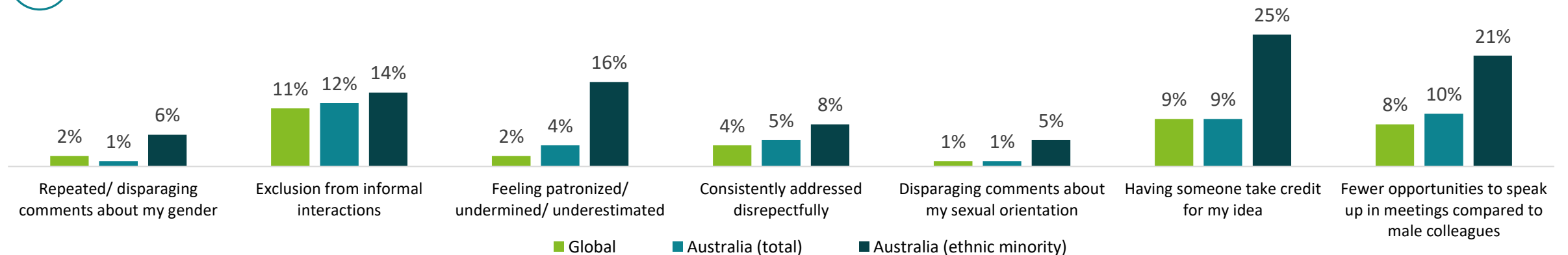
What percentage of these behaviors did you report?



Top reasons for not reporting behaviors (top three for women in Australia)



Which of the following behaviors have you experienced over the past 12 months?

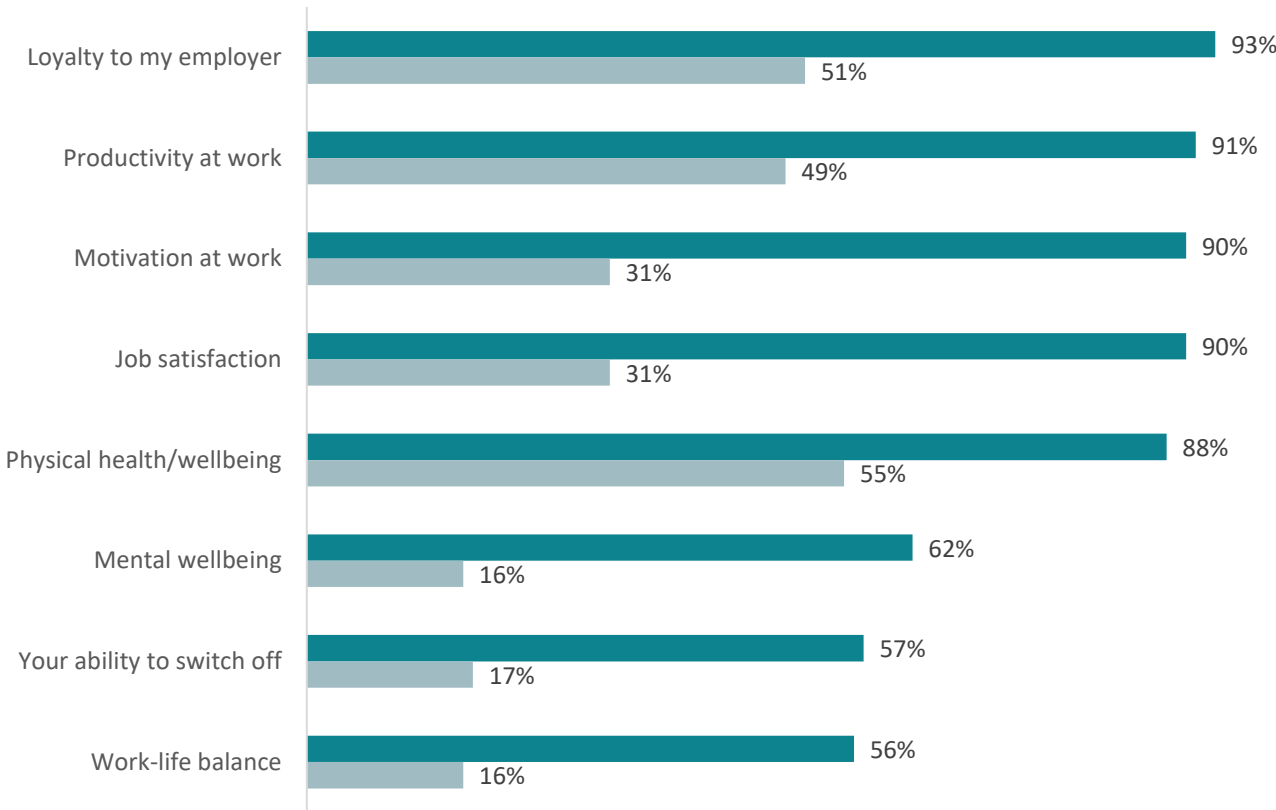


Gender Equality Leaders are getting it right

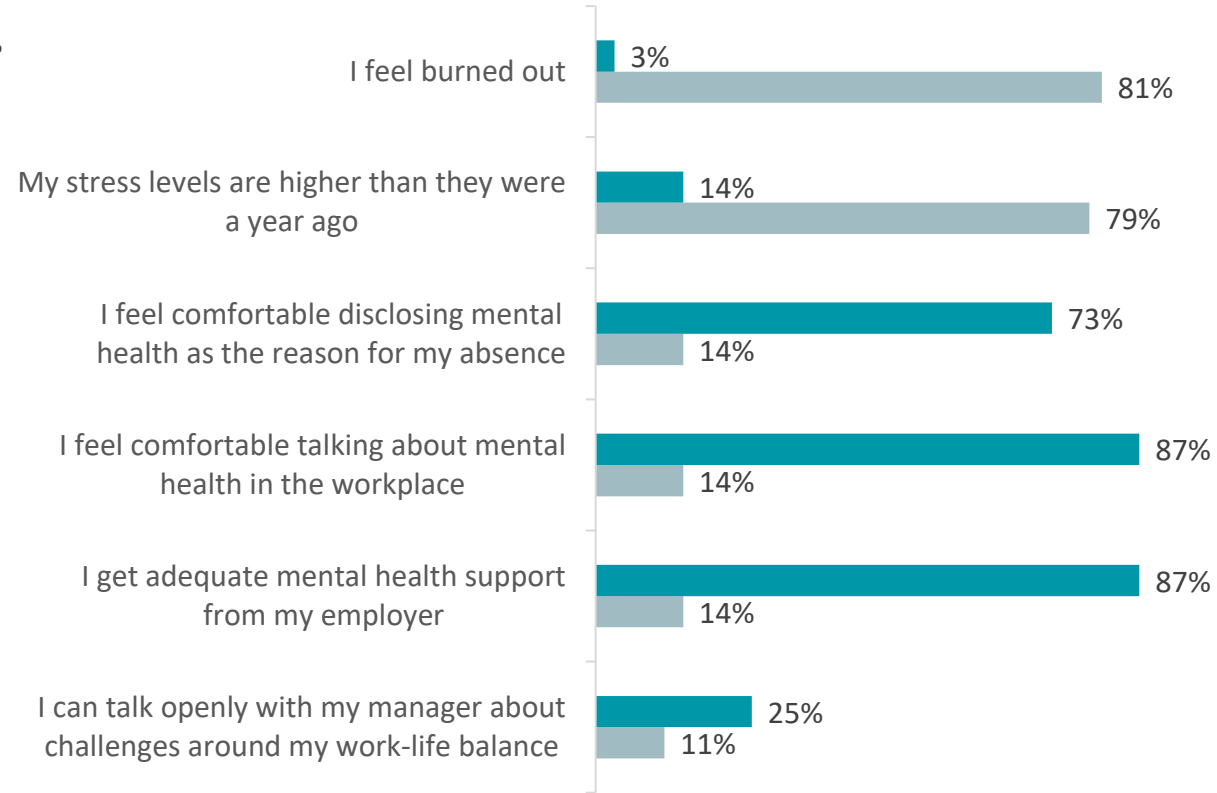
- Deloitte’s research identified a group of “Gender Equality Leaders,” organizations that, according to the women surveyed, have created genuinely inclusive cultures that support their careers, work/life balance, and foster inclusion. The proportion of women working for GELs is 5% globally and **5% in Australia**.
- Additionally, we identified a group of “lagging” organizations. The women who work for these businesses indicate they have a less inclusive, low-trust culture. This year 24% of global respondents and **27% of Australia respondents** work for these Lagging organizations
- Women who work for gender equality leaders report far higher levels of wellbeing and job satisfaction



How would you rate each of the following aspects of your life?



Which of these statements are true for you?
(select all that apply)



■ Gender equality leaders ■ Lagging organizations



Deloitte refers to one or more of Deloitte Touche Tohmatsu Limited (“DTTL”), its global network of member firms, and their related entities (collectively, the “Deloitte organization”). DTTL (also referred to as “Deloitte Global”) and each of its member firms and related entities are legally separate and independent entities, which cannot obligate or bind each other in respect of third parties. DTTL and each DTTL member firm and related entity is liable only for its own acts and omissions, and not those of each other. DTTL does not provide services to clients. Please see www.deloitte.com/about to learn more.

This communication contains general information only, and none of Deloitte Touche Tohmatsu Limited (“DTTL”), its global network of member firms or their related entities (collectively, the “Deloitte organization”) is, by means of this communication, rendering professional advice or services. Before making any decision or taking any action that may affect your finances or your business, you should consult a qualified professional adviser.

No representations, warranties or undertakings (express or implied) are given as to the accuracy or completeness of the information in this communication, and none of DTTL, its member firms, related entities, personnel or agents shall be liable or responsible for any loss or damage whatsoever arising directly or indirectly in connection with any person relying on this communication. DTTL and each of its member firms, and their related entities, are legally separate and independent entities.

© 2022. For information, contact Deloitte Touche Tohmatsu Limited.