

Deloitte.



My Benefits My Choice applicatie

Registratie & inlogprocedure

Welkom bij de **My Benefits My Choice applicatie**

Gezien de applicatie gebruik maakt van uw persoonlijke gegevens en salarisinformatie heeft Deloitte ervoor gekozen om de technologie in de toekomst te voorzien van een verhoogde beveiliging tijdens het registreren en het inloggen (om misbruik te voorkomen).

Om gebruik te maken van dit verhoogde niveau aan beveiliging, biedt Deloitte twee inlogmethoden aan:

1. Een standaard login en paswoord (procedure vandaag); aangevuld met een "Multi-factor authentication (MFA)" methode. Deze laatste methode genereert een eenmalige code via een App op de smartphone (i.e. "One Time Password (OTP)"), of;
2. Identificatie met uw **Belgische eID**

Om u in staat te stellen de MFA of eID registratie en het inloggen vlot te laten verlopen geven we op de volgende pagina's stapsgewijs een overzicht van de te nemen acties.

Let op, u zal zich vanaf vandaag enkel nog kunnen inloggen op de MBMC applicatie via uw MFA methode of Belgisch eID . Het is dus belangrijk dat u het ganse registratieproces doorloopt zoals wordt beschreven.

A. Registratieprocedure - Ik wens gebruik te maken van:

- One-Time Password (pg. 4 – 6)
- Identificatie via Belgische eID (pg. 7)

B. Inlogprocedure– Ik heb me reeds geregistreerd maar wens me gewoon in te loggen op de My Benefits My Choice applicatie via

- One-Time Password (pg. 9)
- Identificatie via Belgische eID (pg. 10)

A. Registratieprocedure

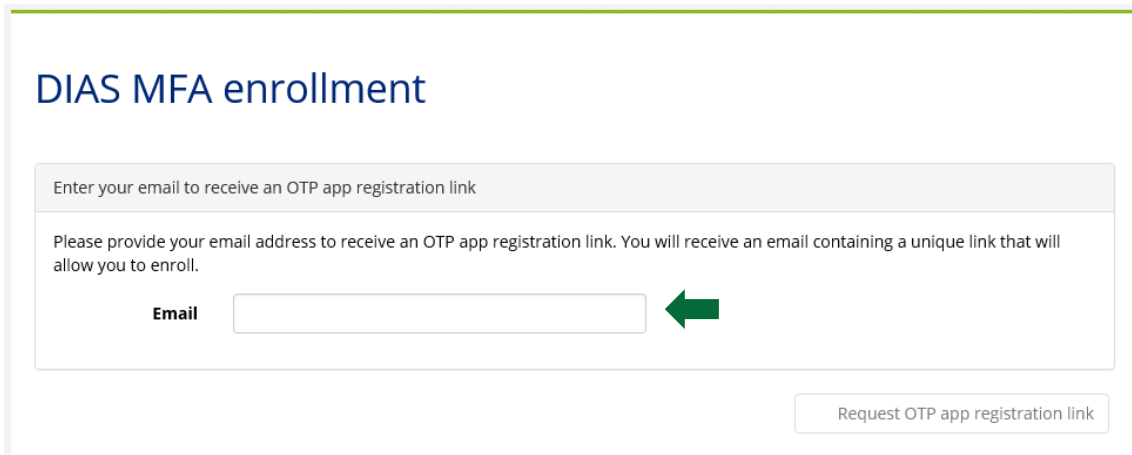
Eerst registreren voor u kan inloggen

Registratieprocedure voor "One-Time Password"

Stap 1: Klik op volgende **activatielink**:

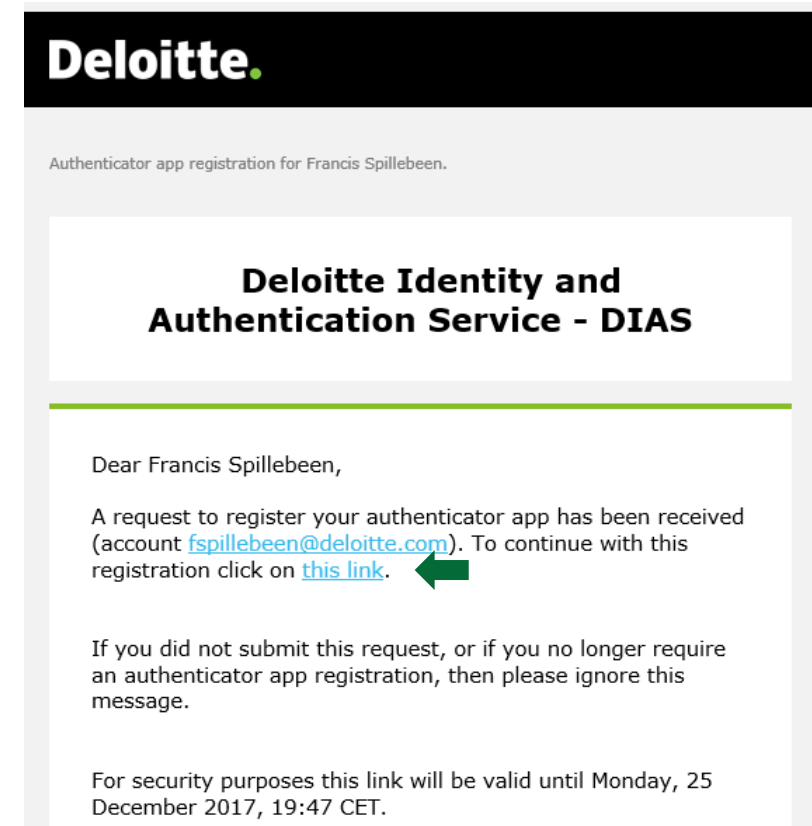
<https://authentication.deloitte.be/dis/public/#/requestotp>

Stap 2: Geef uw **e-mailadres** op en klik op "Request OTP app registration link":



The screenshot shows a web form titled "DIAS MFA enrollment". At the top, it says "Enter your email to receive an OTP app registration link". Below this, there is a paragraph: "Please provide your email address to receive an OTP app registration link. You will receive an email containing a unique link that will allow you to enroll." There is an input field for the email address, with a green arrow pointing to it from the right. Below the input field is a button labeled "Request OTP app registration link".

Stap 3: Klik op volgende **activatielink** die u gekregen hebt via e-mail:



Registratieprocedure voor "One-Time Password"

Register your Authenticator App

Configure your One-Time-Password generator app

You can register your One-Time-Password generator app. This will allow you to use two-factor authentication to access applications requesting it.

Step 1: download and install a One-Time-Password generator app on your mobile device or on your computer (for example: Google Authenticator for **Android** and **iOS**, Authomator for **Blackberry**, Authenticator for **Windows Phone** or Authy for **iOS, Android, Blackberry** and **PC/Mac/Linux**)

Step 2: scan the QR code with your One-Time-Password generator. Alternatively, use the code provided beneath the QR code to enter it manually in the app configuration.

Step 3: enter the one time password generated by your One-Time-Password generator app to verify it's configuration.



NFSDAZDMOAZHE5RW

Validate OTP

Complete registration

Stap 4:

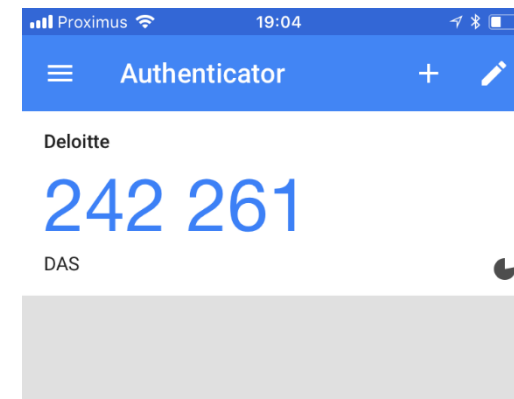
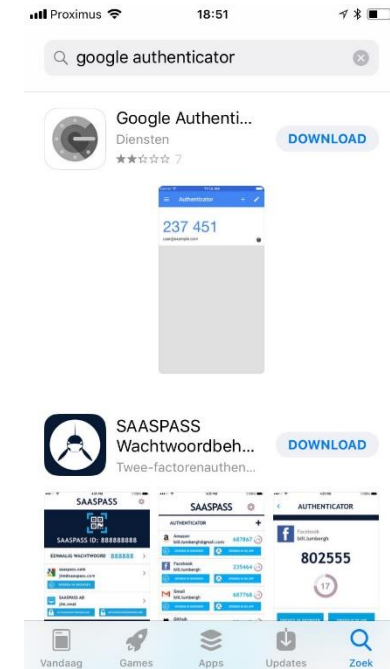
i. Download de "One-Time-Password generator" App op uw smartphone

- Android en iOS: **Google Authenticator**
- Windows: **Authenticator**

ii. Scan de QR code (i.e. streepjescode) met de App

U kan eventueel ook de code onder de streepjescode rechtstreeks ingeven in de App (als alternatief)

iii. Geef de cijfercode (6 cijfers) die de App heeft gegenereerd in en klik op "**Validate OTP**"

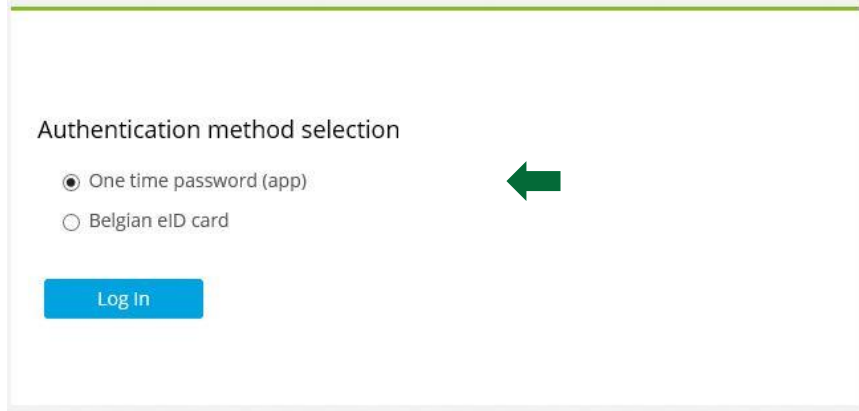


Registratieprocedure voor "One-Time Password"

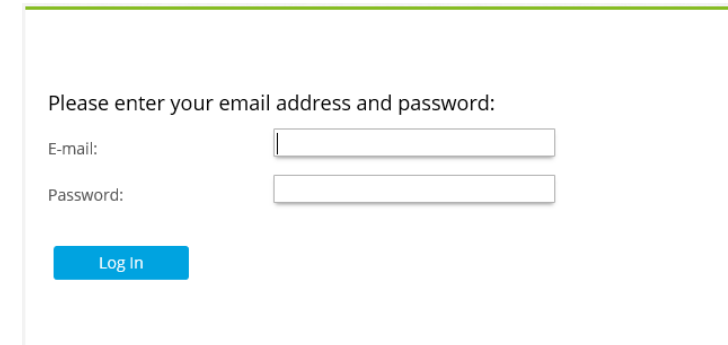
Stap 5: Na **5 minuten** zal het DIAS platform uw profiel activeren, waarna u naar stap 6 kan gaan.

Stap 6: Navigeer naar <https://mbmc.deloitte.be> met Internet Explorer (versie 10 of hoger)

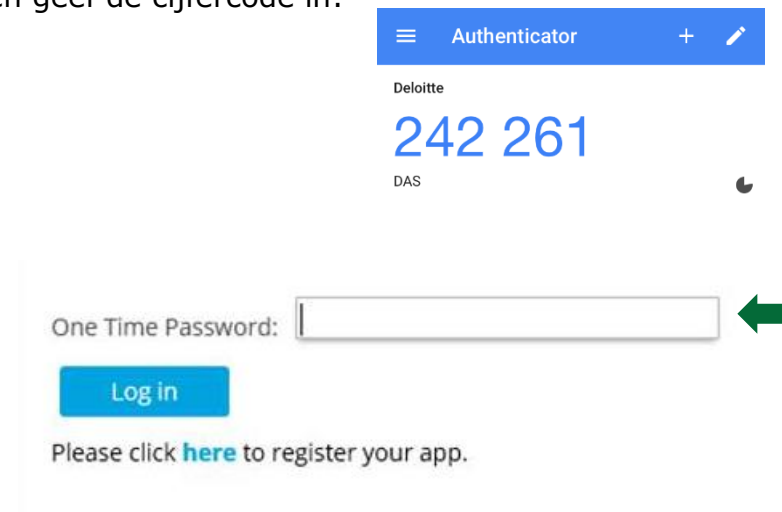
Stap 7: Selecteer "One time password".



Stap 8: Vul uw **e-mail** en **password** in:



Stap 9: Genereer een "One-Time-Password" met de Authenticator App en geef de cijfercode in:



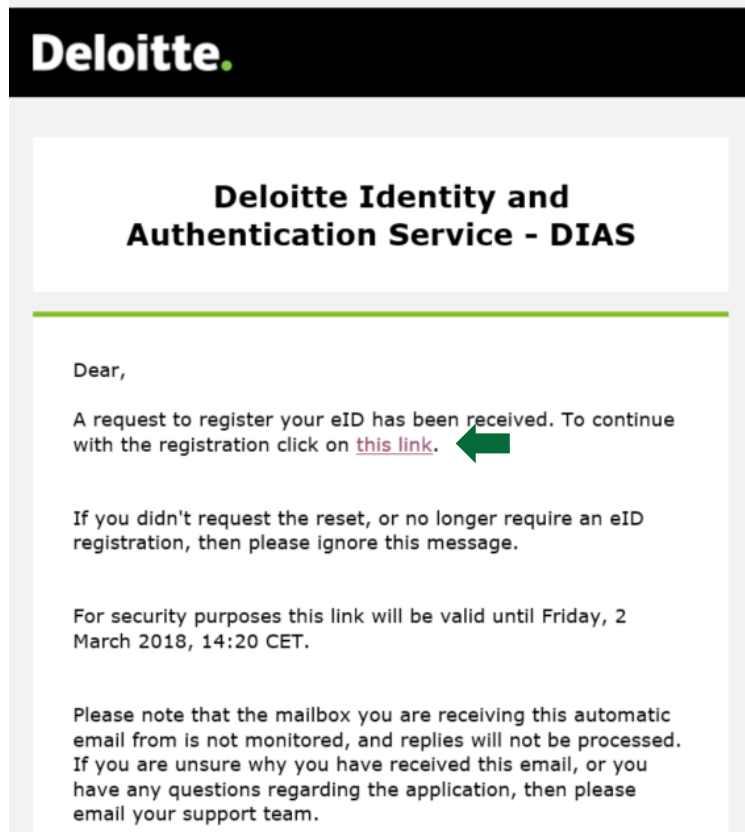
Stap 10: Klik op "log in"

Stap 11: Welkom op 'My Benefits My Choice'

Registratieprocedure voor Belgische eID

Stap 1: Verwittig uw werkgever dat je gebruik wenst te maken van de eID inlogprocedure. U zal via email ontvangen om je eID te activeren.

Stap 2: U zal via email ontvangen om je eID te activeren. Gelieve op de [activatielink](#) te klikken in de e-mail



Stap 4: Volg onderstaande stappen om uw Belgische eID te registreren en klik op '[Register eID card](#)'

Register your eID card

Configure your eID login

You may register your eID card. At this moment, only belgian eID cards are supported.

To register your eID card follow these steps:

Step 1: Insert your eID card in the card reader

Step 2: Click 'Register eID card'

Step 3: Select your certificate and enter your eID pin code.

Register eID card 

Stap 5: U ontvangt een bevestiging of de registratie succesvol is verlopen

eid registration successful

Your eID has been registered! You will now be able to log in using your eID card.

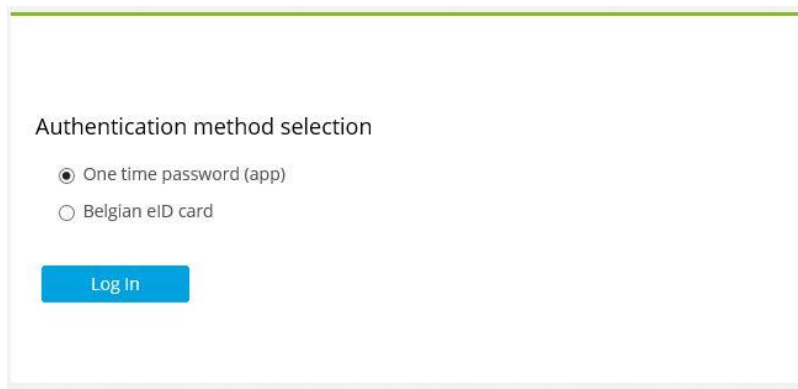
B. Inlogprocedure

Eens u geregistreerd bent hoeft u enkel volgende stappen te doorlopen bij het inloggen

Inlogprocedure voor "One-Time Password"

Stap 1: Navigeer naar <https://mbmc.deloitte.be> met Internet Explorer (versie 10 of hoger)

Stap 2: Selecteer "One time password".



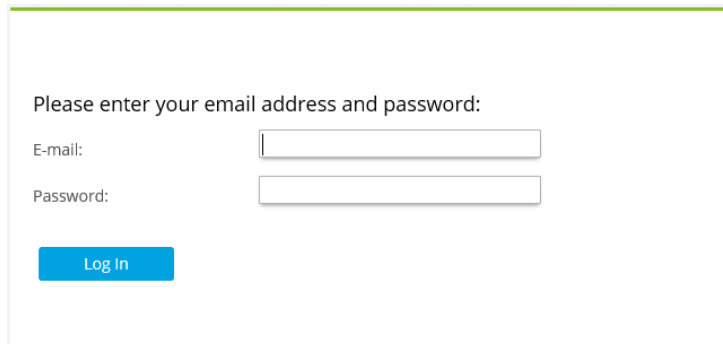
Authentication method selection

One time password (app)

Belgian eID card

Log In

Stap 3: Vul uw e-mail en **password** in:



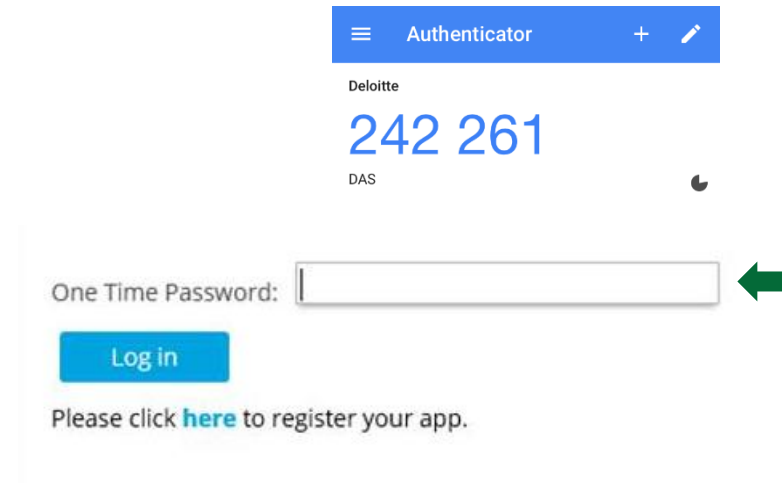
Please enter your email address and password:

E-mail:

Password:

Log In

Stap 4: Genereer een "One-Time-Password" met de Authenticator App op uw smartphone en geef de cijfercode in:



Authenticator

Deloitte

242 261

DAS

One Time Password:

Log in

Please click [here](#) to register your app.

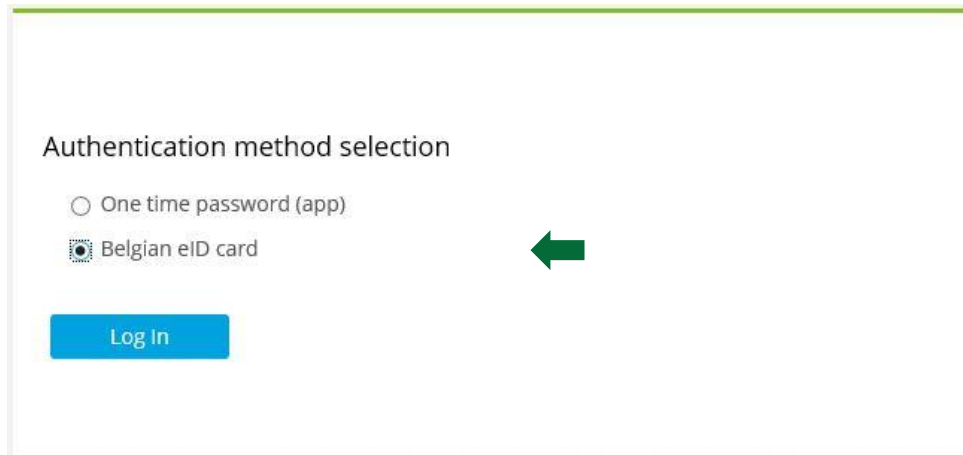
Stap 5: Klik op "log in"

Step 6: Welkom op 'My Benefits My Choice'

Inlogprocedure voor Belgische eID

Stap 1: Navigeer naar <https://mbmc.deloitte.be> met Internet Explorer (versie 10 of hoger)

Stap 2: Selecteer "Belgian eID card":



Authentication method selection

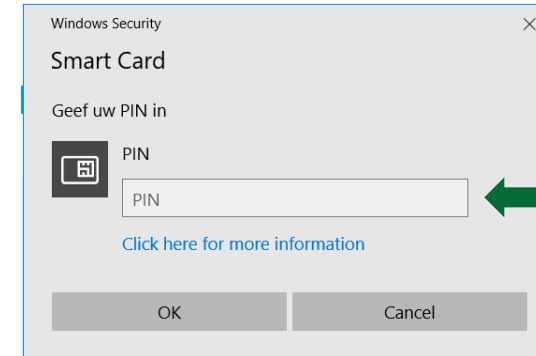
One time password (app)

Belgian eID card

Log In

Stap 3: Voeg je eID in uw eID kaartlezer en bevestig uw certificaat

Stap 4: Vul uw pin code in en klik op ok



Windows Security

Smart Card

Geef uw PIN in

PIN

PIN

[Click here for more information](#)

OK Cancel

Step 5: Welkom op 'My Benefits My Choice'



Deloitte refers to one or more of Deloitte Touche Tohmatsu Limited, a UK private company limited by guarantee (“DTTL”), its network of member firms, and their related entities. DTTL and each of its member firms are legally separate and independent entities. DTTL (also referred to as “Deloitte Global”) does not provide services to clients. Please see www.deloitte.com/about for a more detailed description of DTTL and its member firms.

Deloitte provides audit, tax and legal, consulting, and financial advisory services to public and private clients spanning multiple industries. With a globally connected network of member firms in more than 150 countries, Deloitte brings world-class capabilities and high-quality service to clients, delivering the insights they need to address their most complex business challenges. Deloitte has in the region of 225,000 professionals, all committed to becoming the standard of excellence.

This publication contains general information only, and none of Deloitte Touche Tohmatsu Limited, its member firms, or their related entities (collectively, the “Deloitte Network”) is, by means of this publication, rendering professional advice or services. Before making any decision or taking any action that may affect your finances or your business, you should consult a qualified professional adviser. No entity in the Deloitte Network shall be responsible for any loss whatsoever sustained by any person who relies on this publication.