

Deloitte.



My Benefits My Choice applicatie

Registratie & inlogprocedure

Welkom bij de **My Benefits My Choice applicatie**

Gezien de applicatie gebruik maakt van uw persoonlijke gegevens en salarisinformatie heeft Deloitte ervoor gekozen om de technologie in de toekomst te voorzien van een verhoogde beveiliging tijdens het registreren en het inloggen (om misbruik te voorkomen).

Om gebruik te maken van dit verhoogde niveau aan beveiliging, biedt Deloitte twee inlogmethoden aan:

1. Een standaard login en paswoord (procedure vandaag); aangevuld met een "Multi-factor authentication (MFA)" methode. Deze laatste methode genereert een eenmalige code via een App op de smartphone (i.e. "One Time Password (OTP)"), of;
2. Identificatie met uw **Belgische eID**

Om u wegwijs te maken doorheen de MFA of eID registratie en het inloggen geven we op de volgende pagina's stapsgewijs een overzicht van de te nemen acties om u eenvoudig toe te laten de MBMC applicatie te gebruiken, rekening houdende met de nodige beveiliging:

A. Registratieprocedure – Ik maak voor de eerste maal gebruik van de MBMC applicatie en wens gebruik te maken van:

- One-Time Password (pg. 4 – 6)
- Identificatie via Belgische eID (pg. 7 – 8)

B. Inlogprocedure – Ik heb me reeds geregistreerd maar wens me gewoon in te loggen via

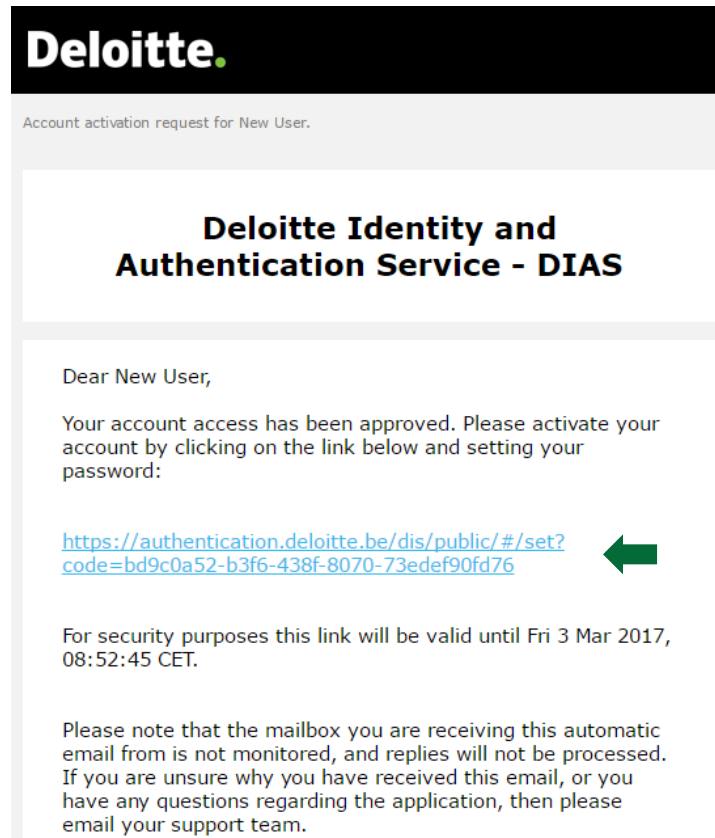
- One-Time Password (pg. 10)
- Identificatie via Belgische eID (pg. 11)

A. Registratieprocedure

Eenmalige registratie bij eerste maal inloggen

Registratieprocedure voor "One-Time Password"

Stap 1: U hebt reeds een **DIAS** e-mail ontvangen. DIAS is een Deloitte software om ervoor te zorgen dat alleen u toegang hebt tot uw persoonlijke gegevens. Gelieve op de **activatielink** in deze e-mail te klikken om uw account te activeren (indien u dit nog niet gedaan had).



Stap 2: **Activeer** uw account door:

a) Een **paswoord** te kiezen:

The screenshot shows a web form titled "Activate your account". Under the heading "Choose your password", there is a message: "Please provide a password to activate your account. Defining a password is mandatory." Below this is a note: "NOTE: Password must contain at least 8 characters, including one UPPERCASE and lowercase letter, one digit and one special character (Accepted Special characters !@#\$%^&*+={:;<?>.,<).". There are two input fields: "Password" and "Confirm password", both containing masked characters (dots).

b) Klik om de "One-Time-Password" functionaliteit te activeren:

The screenshot shows a web form titled "Configure your One-Time-Password generator app". It contains the following text: "You may register a One-Time-Password generator app. This would allow you to use two-factor authentication to access applications requesting it. This is not a mandatory step to complete your account activation, and you will be able to register your app later in the self-service screens." There is a checked checkbox with the text: "Check this box if you want to register a One-Time-Password generator app now." Below this are three steps: "Step 1: download and install a One-Time-Password generator app on your mobile device or on your computer (for example: Google Authenticator for **Android** and **iOS**, Authomator for **Blackberry**, Authenticator for **Windows Phone** or Authy for **iOS**, **Android**, **Blackberry** and **PC/Mac/Linux**)"; "Step 2: scan the QR code with your One-Time-Password generator. Alternatively, use the code provided beneath the QR code to enter it manually in the app configuration."; and "Step 3: enter the one time password generated by your One-Time-Password generator app to verify it's configuration." There is a QR code on the right side of the screen. Below the QR code is the alphanumeric code "NQ3TAODQMYZGODG". At the bottom, there is an input field for the one-time password and a "Validate OTP" button. A green arrow points to the checkbox.

Registratieprocedure voor "One-Time Password"

Configure your One-Time-Password generator app

You may register a One-Time-Password generator app. This would allow you to use two-factor authentication to access applications requesting it.

This is not a mandatory step to complete your account activation, and you will be able to register your app later in the self-service screens.

Check this box if you want to register a One-Time-Password generator app now.

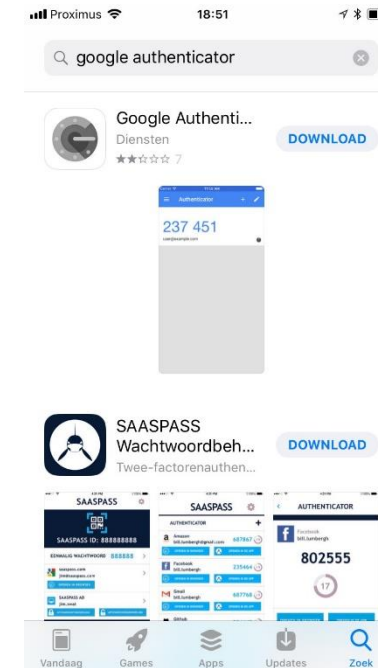
Step 1: download and install a One-Time-Password generator app on your mobile device or on your computer (for example: Google Authenticator for **Android** and **iOS**, Authomator for **Blackberry**, Authenticator for **Windows Phone** or Authy for **iOS, Android, Blackberry** and **PC/Mac/Linux**)

Step 2: scan the QR code with your One-Time-Password generator. Alternatively, use the code provided beneath the QR code to enter it manually in the app configuration.

Step 3: enter the one time password generated by your One-Time-Password generator app to verify it's configuration.



NQ3TAODQMYZDGODG



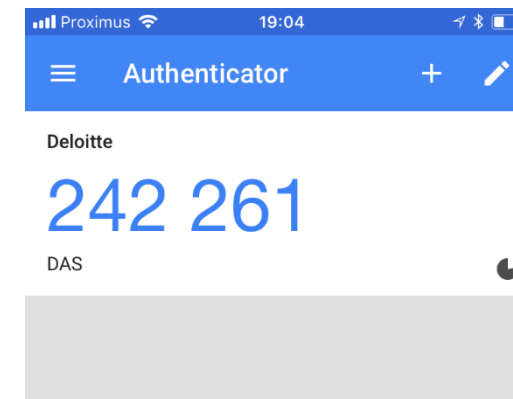
i. Download de "One-Time-Password generator" App op uw smartphone

- Android en iOS: **Google Authenticator**
- Windows: **Authenticator**

ii. Scan de QR code (i.e. streepjescode) met de App

U kan eventueel ook de code onder de streepjescode rechtstreeks ingeven in de App (als alternatief)

i. Geef de cijfercode (6 cijfers) die de App heeft gegenereerd in en klik op "**Validate OTP**"

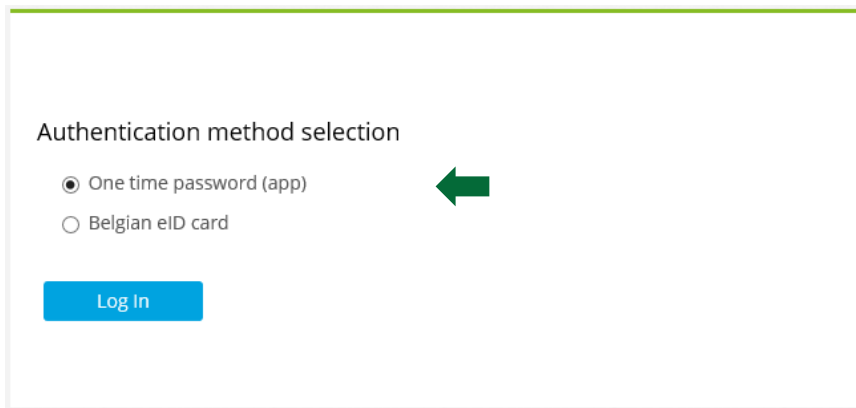


Registratieprocedure voor "One-Time Password"

Stap 3: Na **5 minuten** zal het DIAS platform uw profiel activeren, waarna u naar stap 4 kan gaan.

Stap 4: Navigeer naar <https://mbmc.deloitte.be> met Internet Explorer (versie 10 of hoger)

Stap 5: Selecteer "One time password (app)".



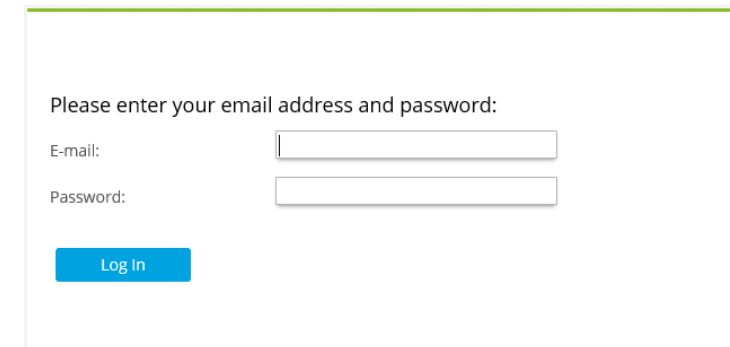
Authentication method selection

One time password (app) ←

Belgian eID card

Log In

Stap 6: Vul uw **e-mail** en **password** in:



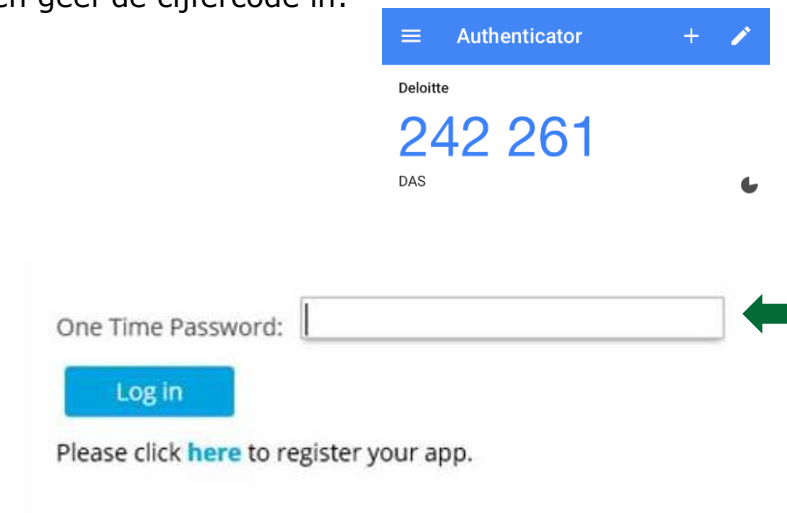
Please enter your email address and password:

E-mail:

Password:

Log In

Stap 7: Genereer een "One-Time-Password" met de Authenticator App en geef de cijfercode in:



Authenticator

Deloitte

242 261

DAS

One Time Password: ←

Log in

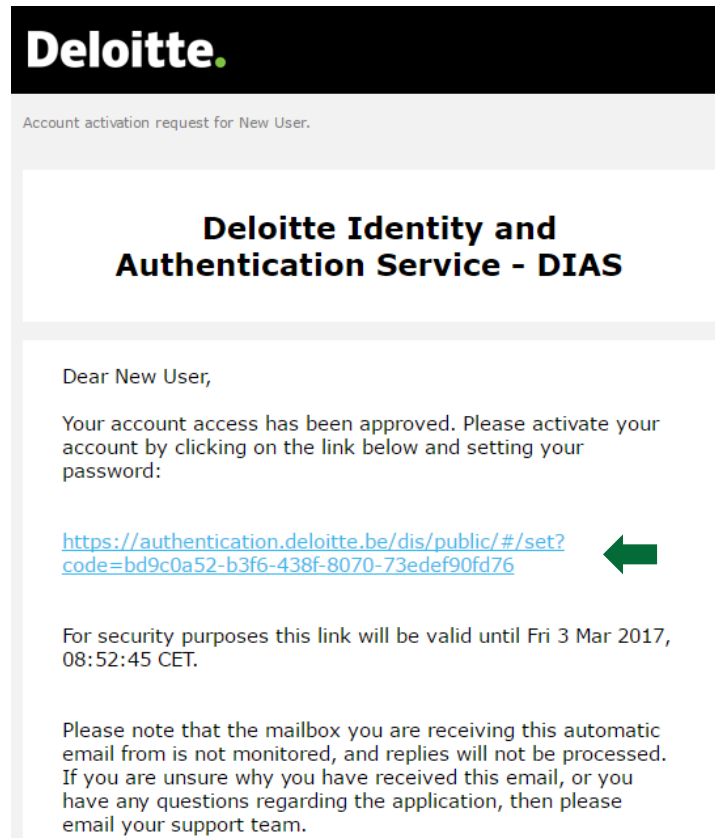
Please click [here](#) to register your app.

Stap 8: Klik op "log in"

Stap 9: Welkom op 'My Benefits My Choice'

Registratieprocedure voor Belgische eID

Stap 1: U hebt reeds een **DIAS** e-mail ontvangen. DIAS is een Deloitte software om ervoor te zorgen dat alleen u toegang hebt tot uw persoonlijke gegevens. Gelieve op de **activatielink** in deze e-mail te klikken om uw account te activeren (indien u dit nog niet gedaan had).



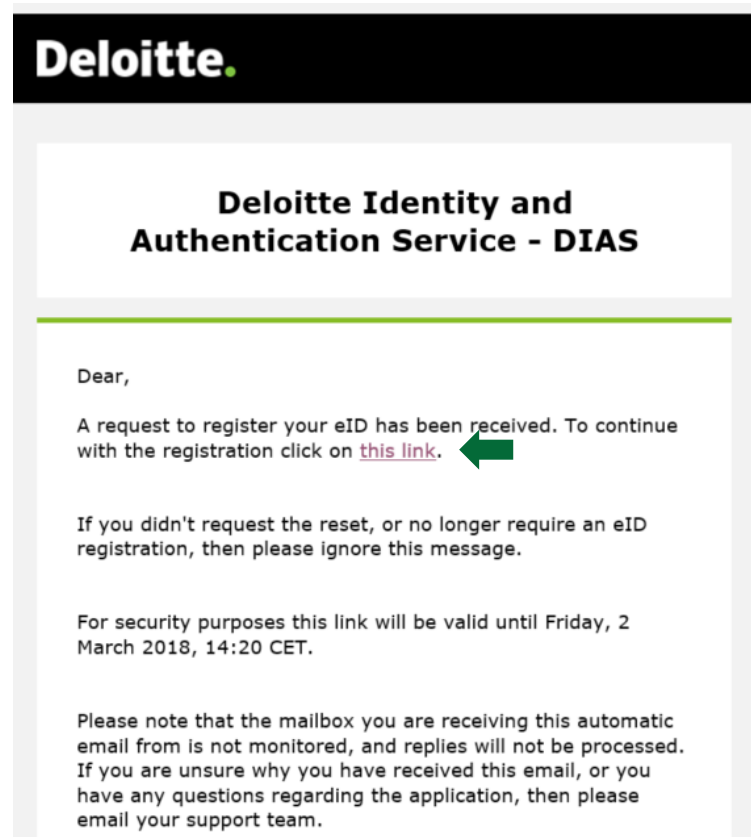
Stap 2: **Activeer** uw account door een **paswoord** te kiezen:

The image shows a screenshot of a web form titled "Activate your account". The form has a section titled "Choose your password" with the instruction: "Please provide a password to activate your account. Defining a password is mandatory." Below this, a note specifies: "NOTE: Password must contain at least 8 characters, including one UPPERCASE and lowercase letter, one digit and one special character (Accepted Special characters !@#\$%^&*+=)_{;:;?/>.,<)". There are two input fields: "Password" and "Confirm password", both containing masked characters (dots).

Stap 3: Verwittig uw werkgever dat je gebruik wenst te maken van de eID inlogprocedure. U zal via email ontvangen om je eID te activeren.

Registratieprocedure voor Belgische eID

Stap 4: Gelieve op de [activatielink](#) in deze e-mail te klikken om uw eID te registreren



Stap 5: Volg onderstaande stappen om uw Belgische eID te registreren en klik op '[Register eID card](#)'

Register your eID card

Configure your eID login

You may register your eID card. At this moment, only belgian eID cards are supported.

To register your eID card follow these steps:

Step 1: Insert your eID card in the card reader

Step 2: Click 'Register eID card'

Step 3: Select your certificate and enter your eID pin code.

Register eID card



Stap 6: U ontvangt een bevestiging of de registratie succesvol is verlopen

eld registration successful

Your eID has been registered! You will now be able to log in using your eID card.

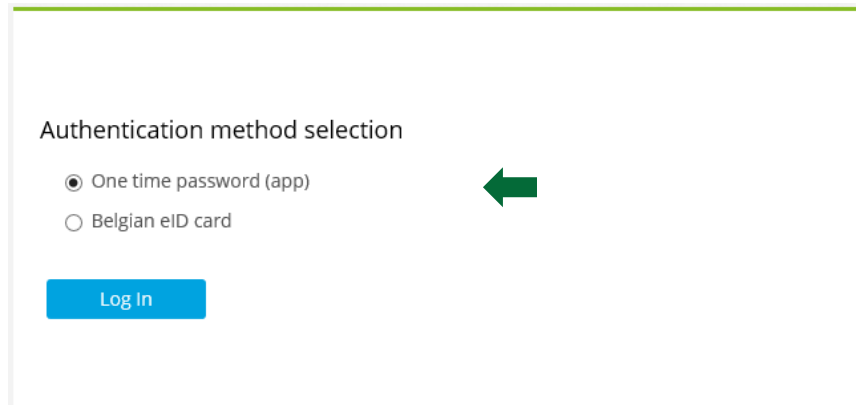
B. Inlogprocedure

Eens u geregistreerd bent hoeft u enkel volgende stappen te doorlopen bij het inloggen

Inlogprocedure voor "One-Time Password"

Stap 1: Navigeer naar <https://mbmc.deloitte.be> met Internet Explorer (versie 10 of hoger)

Stap 2: Selecteer "One time password (app)".



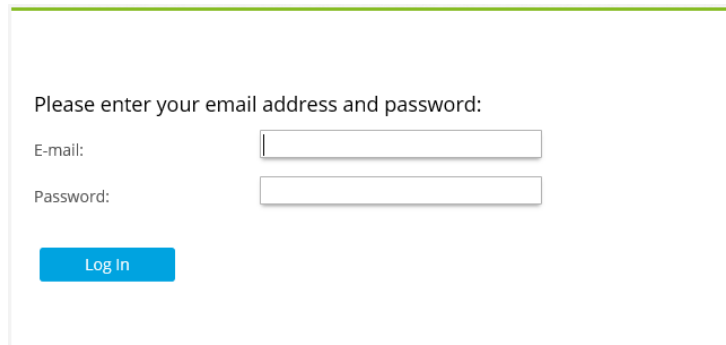
Authentication method selection

One time password (app) ←

Belgian eID card

Log In

Stap 3: Vul uw e-mail en **password** in:



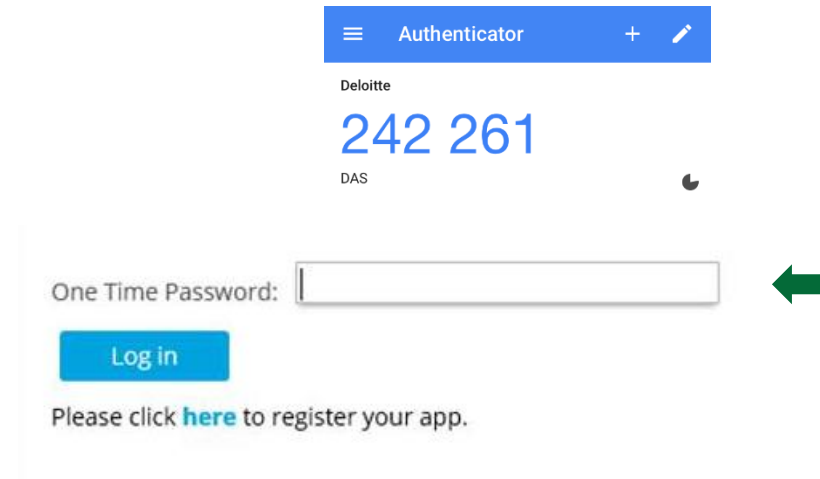
Please enter your email address and password:

E-mail:

Password:

Log In

Stap 4: Genereer een "One-Time-Password" met de Authenticator App op uw smartphone en geef de cijfercode in:



Authenticator

Deloitte

242 261

DAS

One Time Password: ←

Log in

Please click [here](#) to register your app.

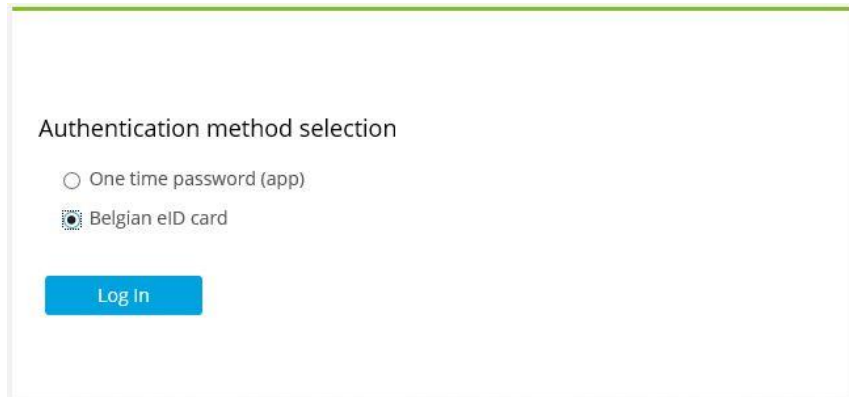
Stap 5: Klik op "log in"

Stap 6: Welkom op 'My Benefits My Choice'

Inlogprocedure voor Belgische eID

Stap 1: Navigeer naar <https://mbmc.deloitte.be> met Internet Explorer (versie 10 of hoger)

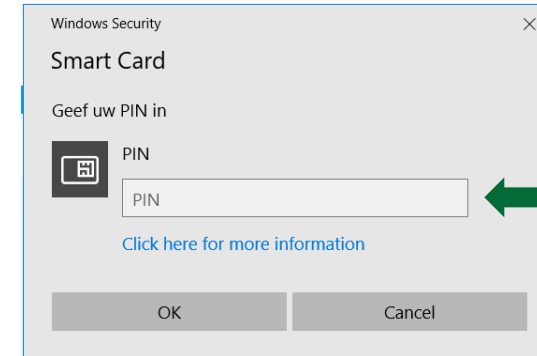
Stap 2: Selecteer "Belgian eID card".



The screenshot shows a web page titled "Authentication method selection". It features two radio button options: "One time password (app)" and "Belgian eID card". The "Belgian eID card" option is selected. Below the options is a blue "Log In" button.

Stap 3: Voeg je eID in uw eID kaartlezer en bevestig uw certificaat

Stap 4: Vul uw pin code in en klik op ok



Step 5: Welkom op 'My Benefits My Choice'



Deloitte refers to one or more of Deloitte Touche Tohmatsu Limited, a UK private company limited by guarantee (“DTTL”), its network of member firms, and their related entities. DTTL and each of its member firms are legally separate and independent entities. DTTL (also referred to as “Deloitte Global”) does not provide services to clients. Please see www.deloitte.com/about for a more detailed description of DTTL and its member firms.

Deloitte provides audit, tax and legal, consulting, and financial advisory services to public and private clients spanning multiple industries. With a globally connected network of member firms in more than 150 countries, Deloitte brings world-class capabilities and high-quality service to clients, delivering the insights they need to address their most complex business challenges. Deloitte has in the region of 225,000 professionals, all committed to becoming the standard of excellence.

This publication contains general information only, and none of Deloitte Touche Tohmatsu Limited, its member firms, or their related entities (collectively, the “Deloitte Network”) is, by means of this publication, rendering professional advice or services. Before making any decision or taking any action that may affect your finances or your business, you should consult a qualified professional adviser. No entity in the Deloitte Network shall be responsible for any loss whatsoever sustained by any person who relies on this publication.