

# Deloitte's 2015 Technology Fast 50 key figures



**Growth:** 701%  
**Sector:** IT & Digital Sol.  
**Location:** Herstal



**FAST 50  
 2015  
 X-RIS**

**Growth:** 199%  
**Sector:** IT & Digital Sol.  
**Location:** Zwijndrecht



**MOST  
 SUSTAINABLE  
 GROWTH  
 GeoSea**

**Growth:** 701%  
**Location:** Herstal



**IT & DIGITAL  
 SOLUTIONS  
 X-RIS**

**Growth:** 201%  
**Location:** Merelbeke



**CLEAN TECH &  
 ENERGY  
 Basalte**

**Growth:** 354%  
**Location:** Herstal



**BIOTECH, NANO-  
 TECH & MEDTECH  
 KitoZyme**

**Growth:** 288%  
**Location:** Zaventem



**INTERNET, MEDIA &  
 TELECOM  
 Destiny**

**RISING STAR  
 2015  
 Domobios**



**Product:** Acar'Up  
**Age company:** 3 years  
**Location:** Woluwe-St.-Lambert

**MOST  
 DISRUPTIVE  
 INNOVATOR  
 OncoDNA**



**Product:** Oncodeep,  
 Oncotrace, Oncoshare  
**Age company:** 3 years  
**Location:** Charleroi

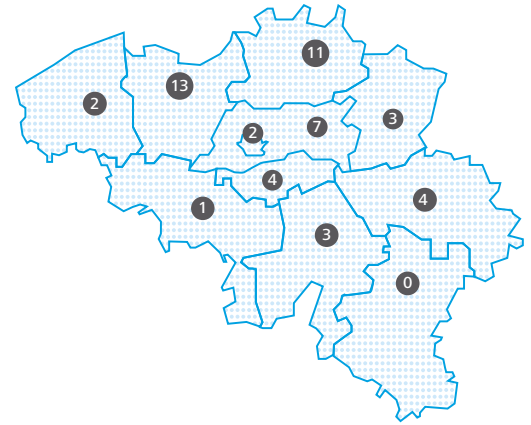
## 2015 FAST 50 RANKING

### BELGIUM

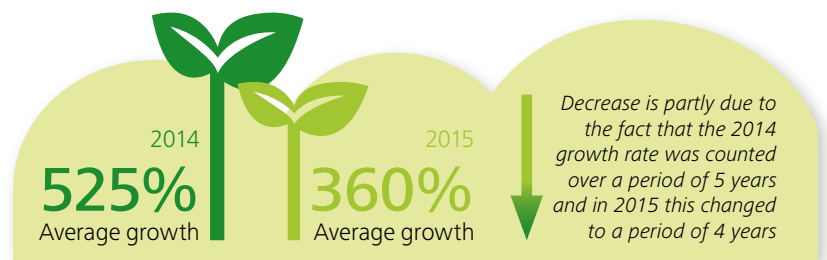
Nr	Company name	Turnover growth
1	X-RIS	701%
2	iText Group	653%
3	Cmosis	615%
4	Universem	516%
5	iCapps	478%
6	KitoZyme	354%
7	Comate	332%
8	IT resellers Group	309%
9	Comizzo	307%
10	Destiny	288%
11	Tri-Vizor	274%
12	Tapptic	270%
13	Cefaly Technology	265%
14	Qualifio	250%
15	In The Pocket Agency	218%
16	Basalte	201%
17	GeoSea	199%
18	idweaver	162%
19	Prodigest	161%
20	Connecting-Expertise	147%
21	Progreso	129%
22	MCS	129%
23	Adsolut	107%
24	Vente Exclusive	101%
25	Esas Invest	99%
26	Arlenda	99%
27	Idealis Consulting	98%
28	Zappware	93%
29	Globis	88%
30	Stardekk	86%
31	Intelligent	80%
32	Lisam Systems	77%
33	SecureLink	72%
34	Mister Genius	71%
35	Skyline Communications	70%
36	Codit	66%
37	Openminds	62%
38	Profacts	62%
39	Eurofiber	60%
40	Axis Medical	59%
41	ICsense	52%
42	Tilman	49%
43	Foreach	47%
44	EASI	46%
45	Market-ip	44%
46	Be-Mobile	43%
47	Cheops Technology	41%
48	Sofico	40%
49	KPD Services	36%
50	Hexacom	32%

## BELGIAN TECHNOLOGY COMPANIES BY REGION


### FAST 50 WINNERS



## AVERAGE GROWTH RATE 2014 VS. 2015



## AVERAGE TURNOVER\* 2014 VS. 2015 EDITION



## TOTAL TURNOVER OF ALL FAST 50 COMPANIES



**32**  
NEW NAMES

\* of the reference year (= last year)

## BELGIAN TECHNOLOGY COMPANIES BY CATEGORY

### FAST 50 WINNERS

