


















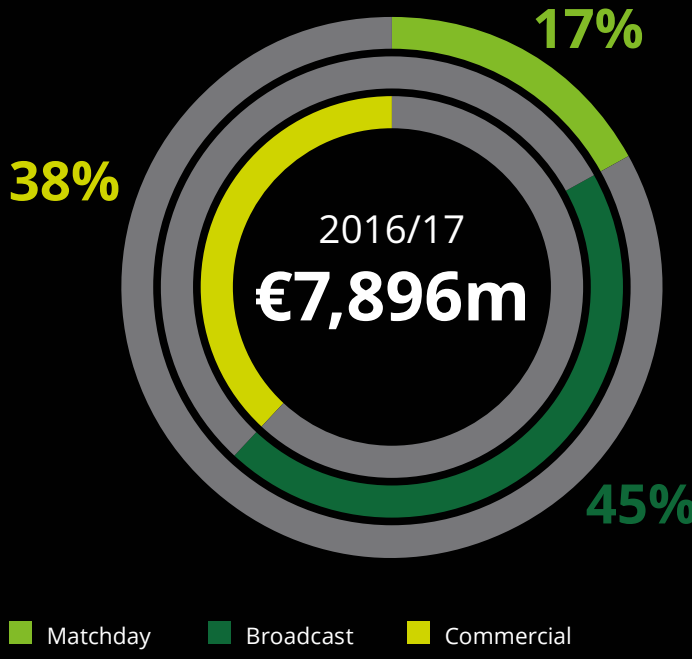


Rising stars



Football Money League 2018

- 1  €676.3m
- 2  €674.6m
- 3  €648.3m
- 4  €587.8m
- 5  €527.7m
- 6  €487.6m
- 7  €486.2m
- 8  €428m
- 9  €424.2m
- 10  €405.7m
- 11  €355.6m
- 12  €332.6m
- 13  €272.5m
- 14  €271.1m
- 15  €262.1m
- 16  €230.2m
- 17  €213.3m
- 18  €212.1m
- 19  €200.7m
- 20  €199.2m

2018 Money League top 20 total revenue splits




Manchester United retain first position in the Money League with total revenue of €676m.



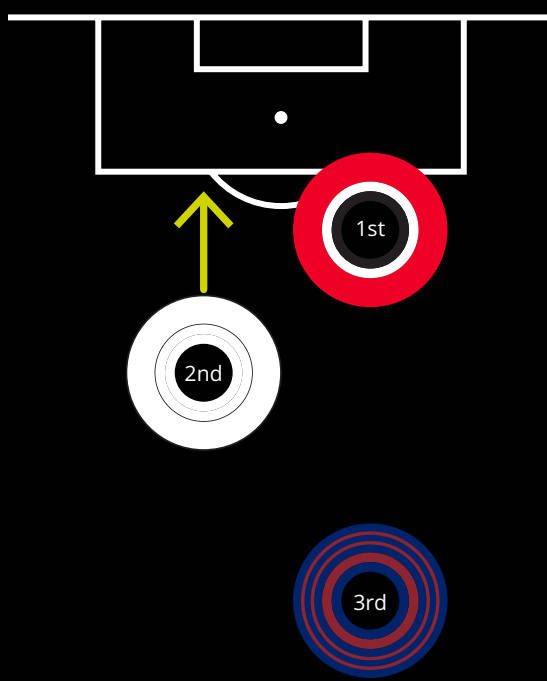
The combined revenue of the top three clubs reached €2 billion for the first time.

Closest ever battle in the Deloitte Football Money League with Manchester United pipping Real Madrid by

€1.7m



Strong commercial growth and on-pitch performance saw Real Madrid move above FC Barcelona into second place.



A record ten Premier League clubs made it into the 2018 Money League top 20.



Total revenue of the top 20 Money League clubs was €7.9 billion, with the €8 billion barrier expected to be broken next year.



€2000m

To make the top 20 of the 2018 Money League, a club needed to generate revenue of c.€200m.