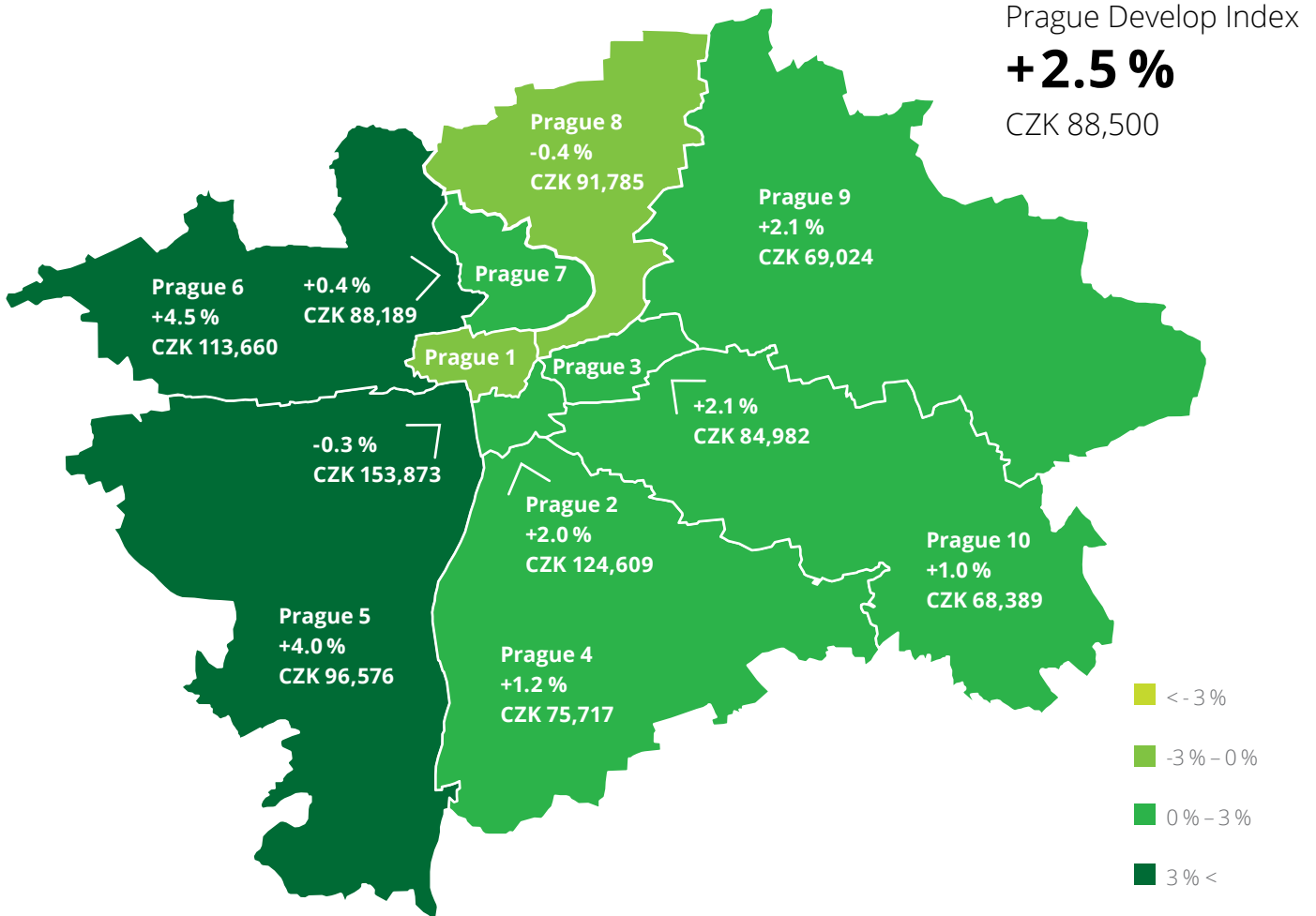


## Deloitte Develop Index

### Offer prices of new apartments in Prague

January - February 2017

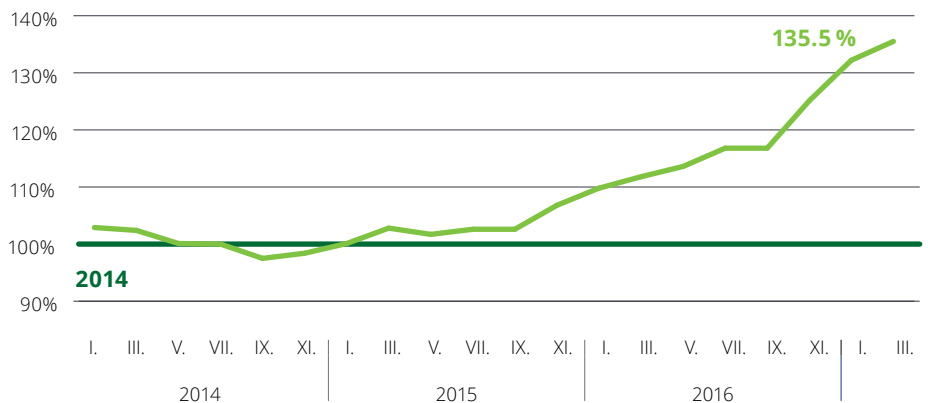


#### The Prague Develop Index

describes, in percentage terms, how the average price of vacant apartments under developers' supply changed compared to the preceding period (November - December 2016).

The price in CZK represents the average proposed price per square metre of a new Prague apartment under developers' supply in the monitored period.

#### Development of the average proposed price of vacant apartments in Prague

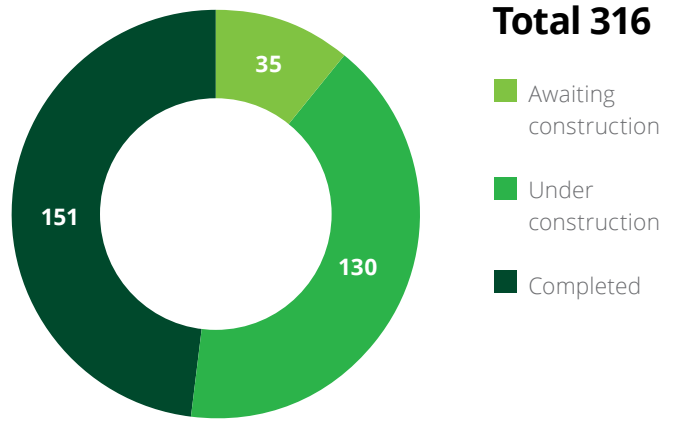


— Proposed price of vacant units  
— Average proposed price of vacant units on the market for the entire 2014 = 100 %  
All prices are stated including VAT.

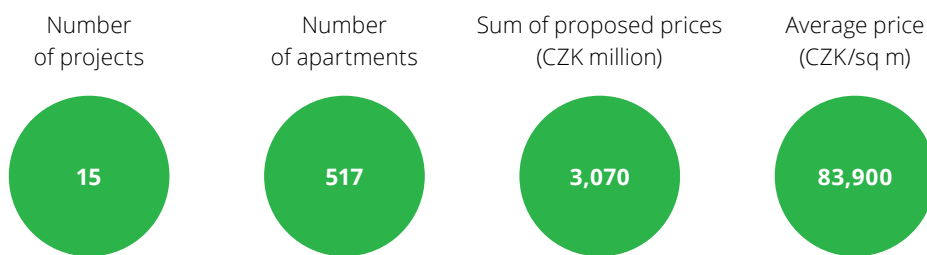
**Supply structure by availability at the end of the period:**

	Number of apartments	Sum of proposed prices (CZK million)
1+	574	1,792
2+	1,360	6,436
3+	1,229	8,405
4+	671	6,765
5+	132	2,277
6+	18	351
<b>Total</b>	<b>3,984</b>	<b>26,026</b>

**Status of projects in supply at the end of the period:**



**New development projects put on the market during the period:**



**Top 5 developers according to apartment disposals from the price lists\* during the period and the sum of offer prices (CZK million):**

