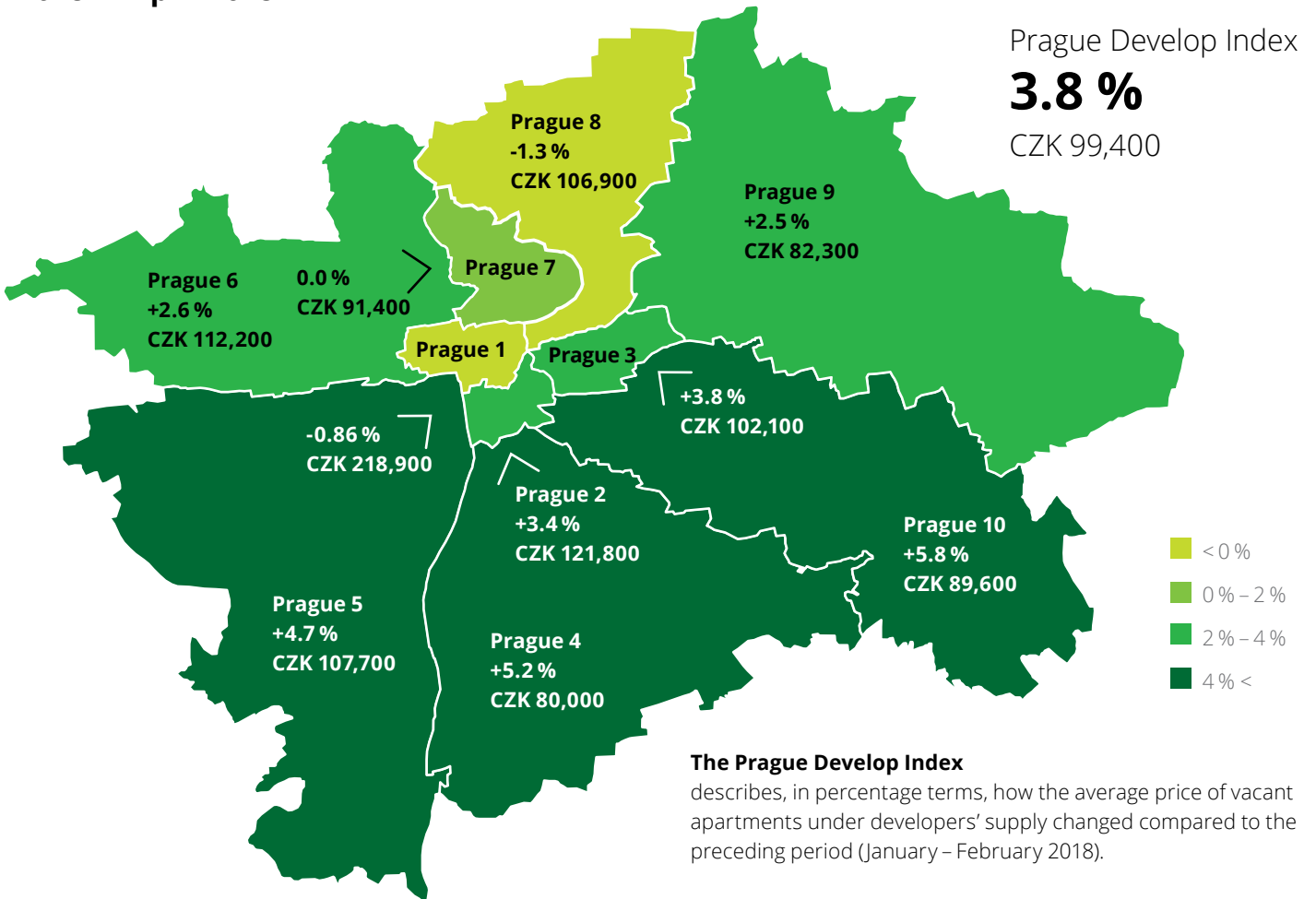


Deloitte Develop Index

Offer prices of new apartments in Prague

March – April 2018



The Prague Develop Index

describes, in percentage terms, how the average price of vacant apartments under developers' supply changed compared to the preceding period (January – February 2018).

The price in CZK represents the average proposed price per square metre of a new Prague apartment under developers' supply in the monitored period.

Development of the average proposed price of vacant apartments in Prague



— Proposed price of vacant units

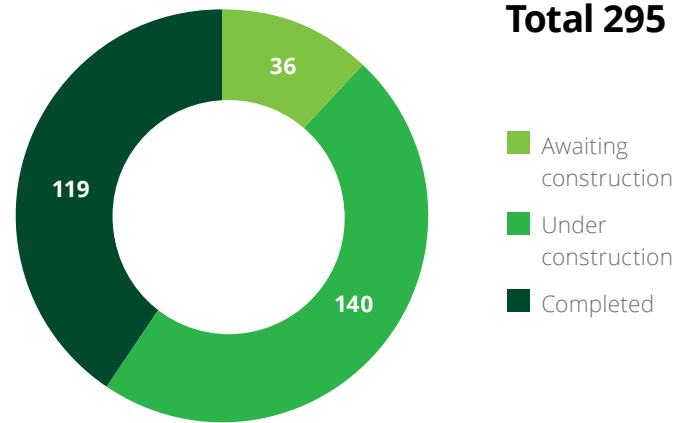
— Average proposed price of vacant units on the market for the entire 2014 = 100 %

All prices are stated including VAT.

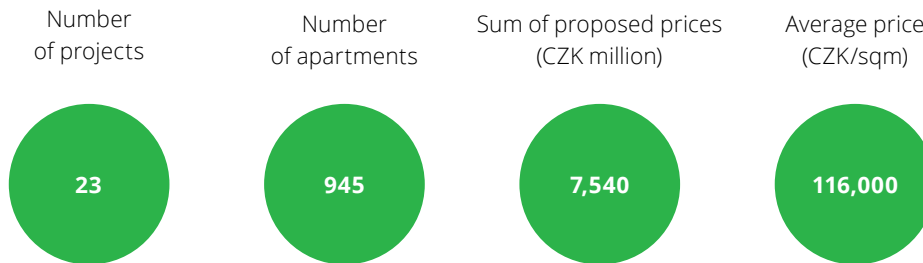
Supply structure by availability at the end of the period:

	Number of apartments	Sum of proposed prices (CZK million)
1+	960	3,412
2+	1,783	8,947
3+	1,329	10,200
4+	635	7,064
5+	109	2,168
6+	11	355
Total	4,827	32,146

Status of projects in supply at the end of the period:



New development projects put on the market during the period:



Top 5 developers according to apartment disposals from the price lists* during the period and the sum of offer prices (CZK million):

