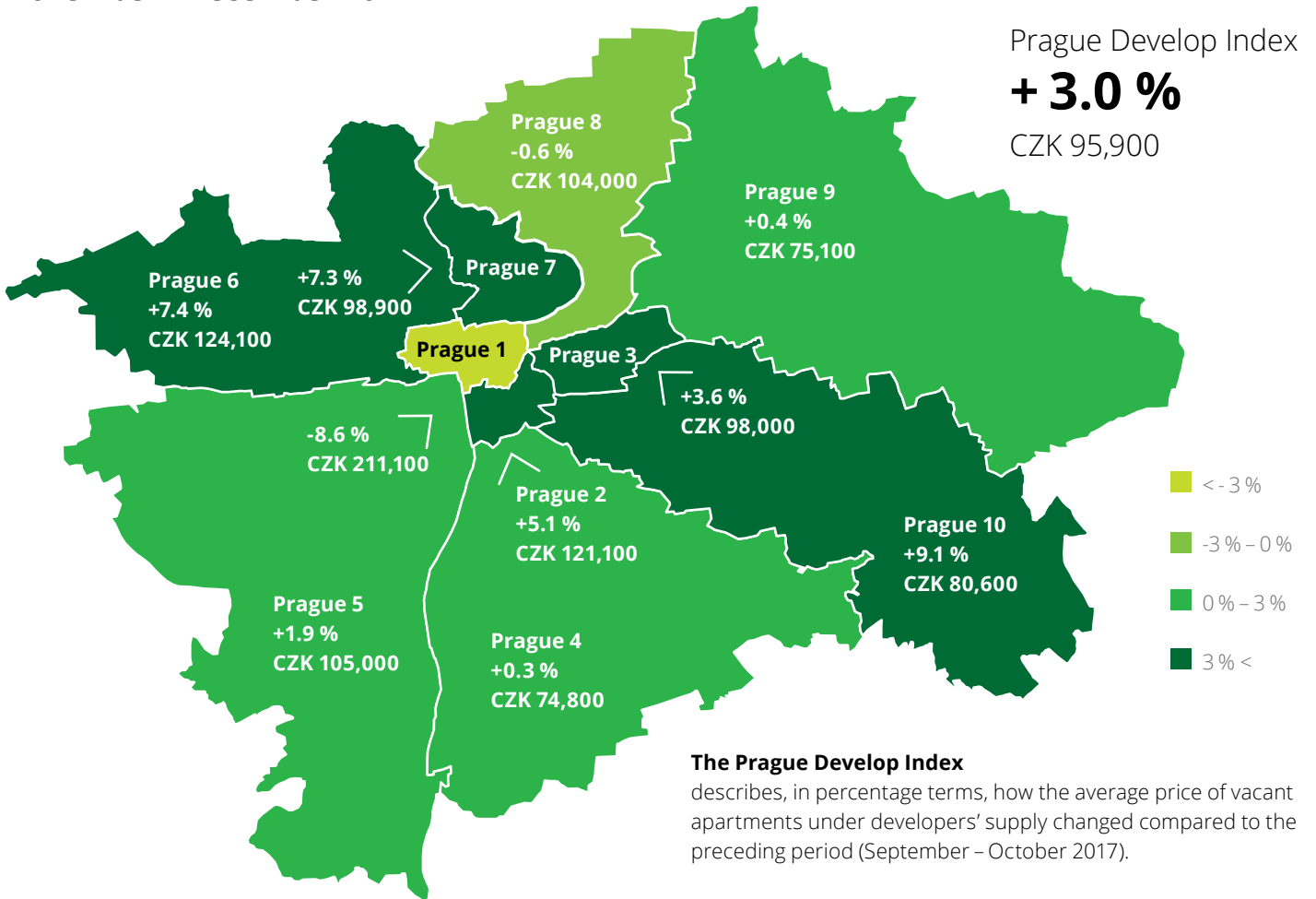


## Deloitte Develop Index

### Offer prices of new apartments in Prague

November - December 2017

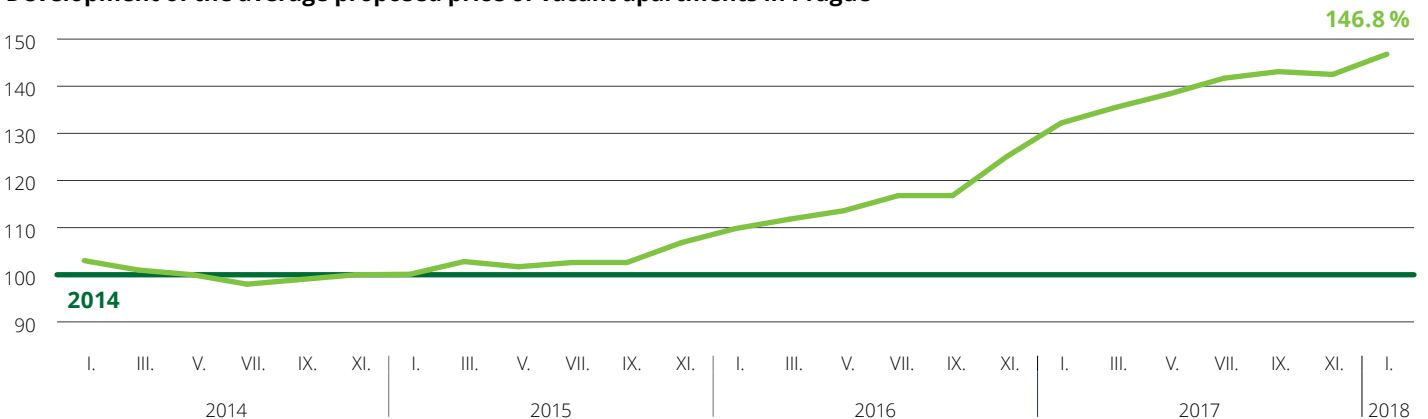


#### The Prague Develop Index

describes, in percentage terms, how the average price of vacant apartments under developers' supply changed compared to the preceding period (September - October 2017).

The price in CZK represents the average proposed price per square metre of a new Prague apartment under developers' supply in the monitored period.

#### Development of the average proposed price of vacant apartments in Prague



— Proposed price of vacant units

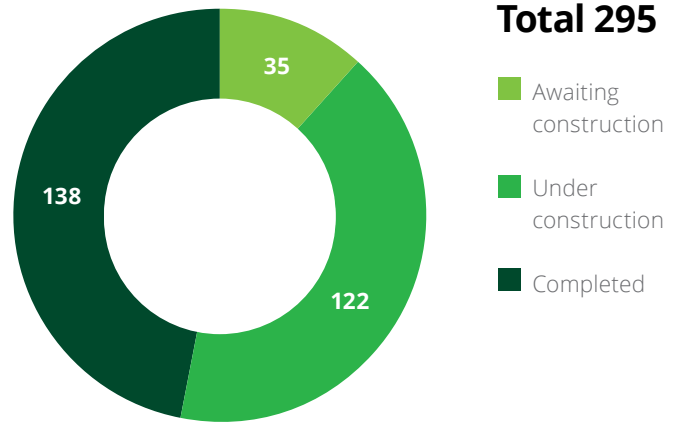
— Average proposed price of vacant units on the market for the entire 2014 = 100 %

All prices are stated including VAT.

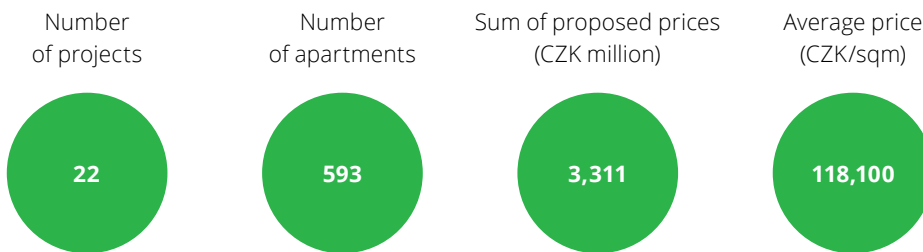
**Supply structure by availability at the end of the period:**

	Number of apartments	Sum of proposed prices (CZK million)
1+	964	3,484
2+	1,630	7,780
3+	1,215	8,890
4+	606	6,786
5+	100	1,867
6+	16	497
<b>Total</b>	<b>4,531</b>	<b>29,304</b>

**Status of projects in supply at the end of the period:**



**New development projects put on the market during the period:**



**Top 5 developers according to apartment disposals from the price lists\* during the period and the sum of offer prices (CZK million):**

