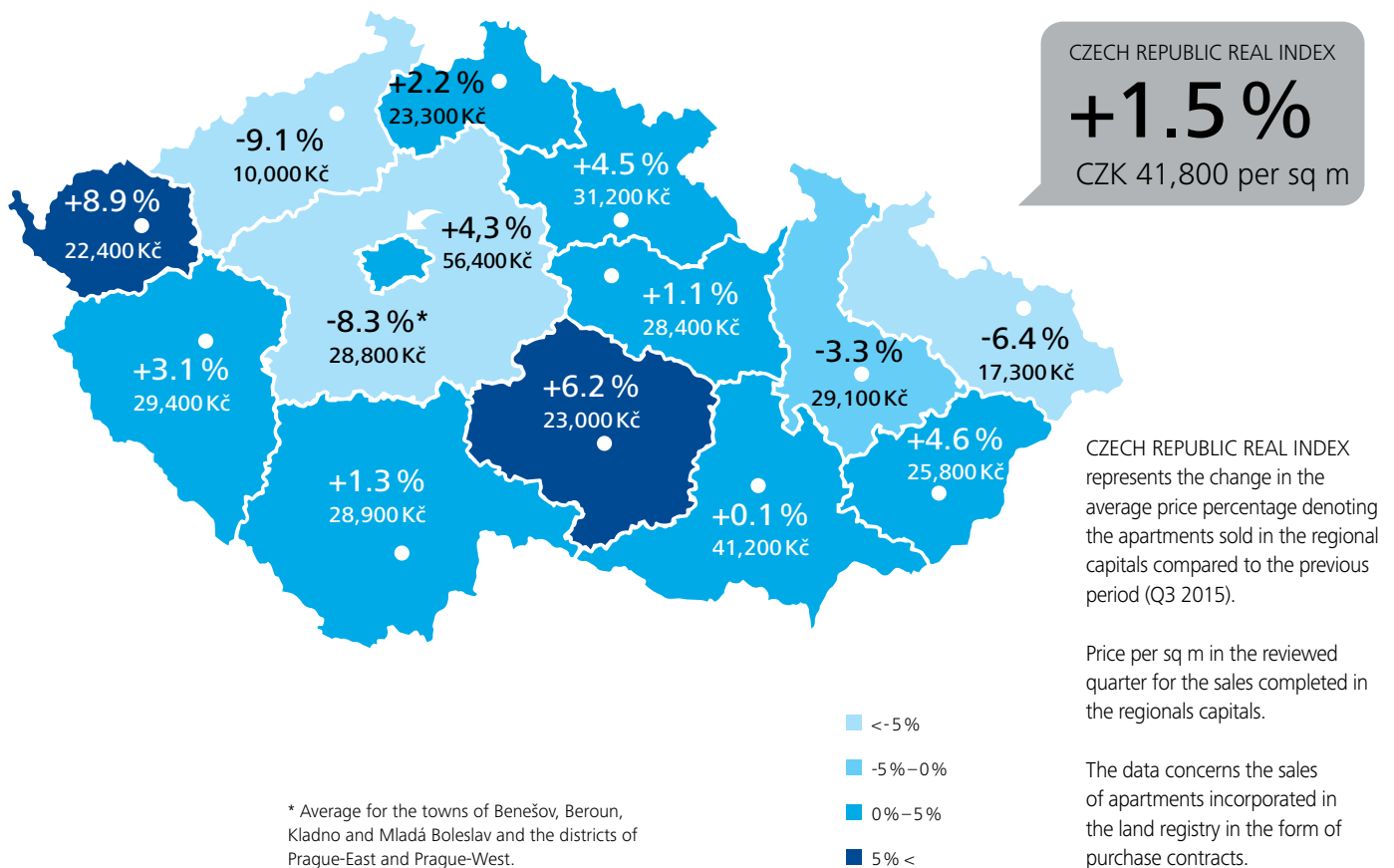
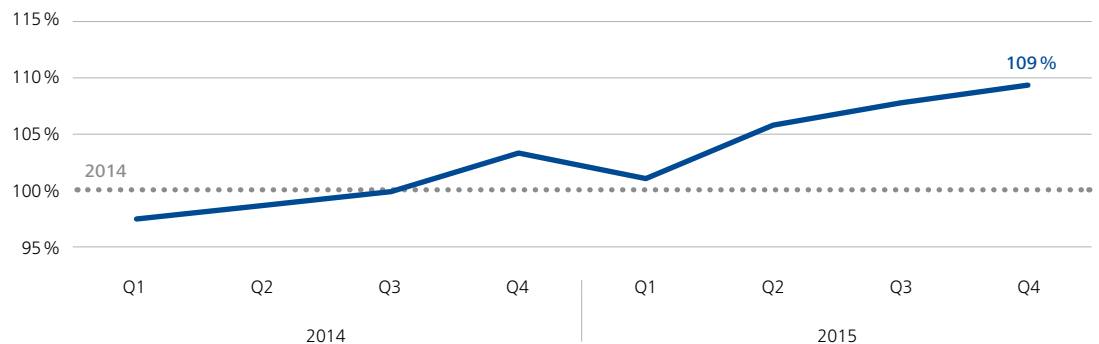


Deloitte real index Actual prices of apartments sold in the CR

Q4 2015



Development of the actual apartment sales prices index in Prague and regional capitals



— Realised sales price. Average realised sales price for the whole of 2014 = 100 %
All the prices include VAT.

Average price, aggregate transaction volume and the number of sales in the reviewed period Q4 2015 per segment in Prague and regional capitals



Development projects
CZK 55,800 per sq m
 CZK 7.6 billion
 1,984 sales (of which
 1,411 first sales)

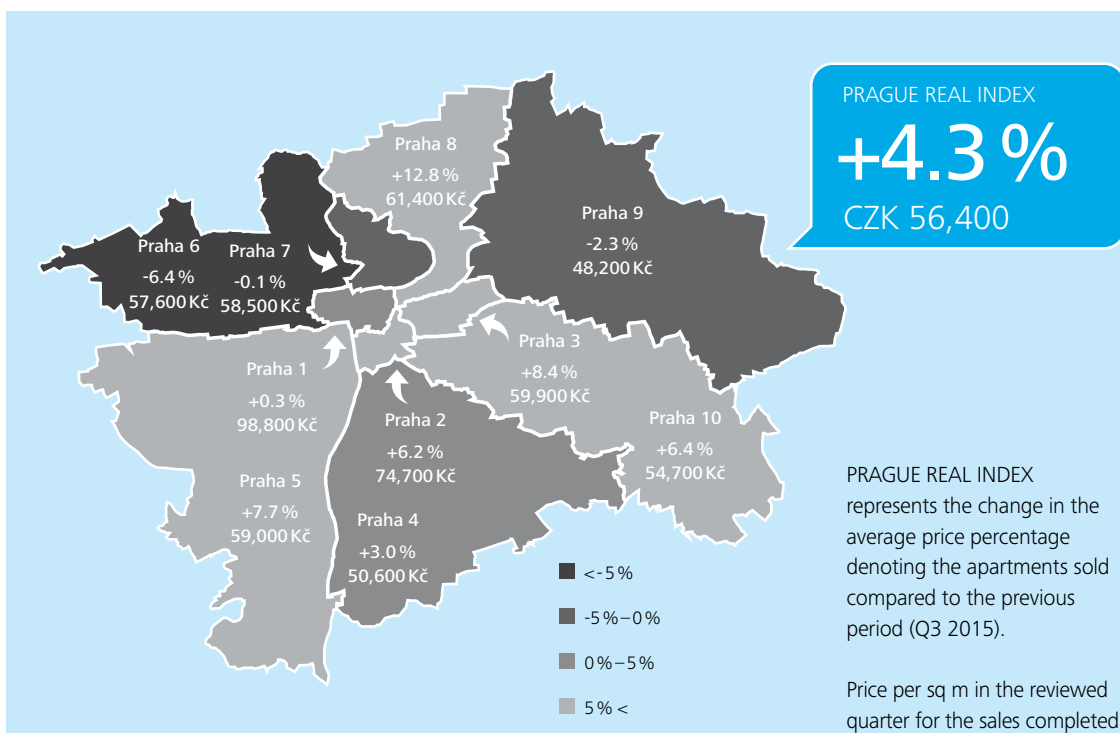
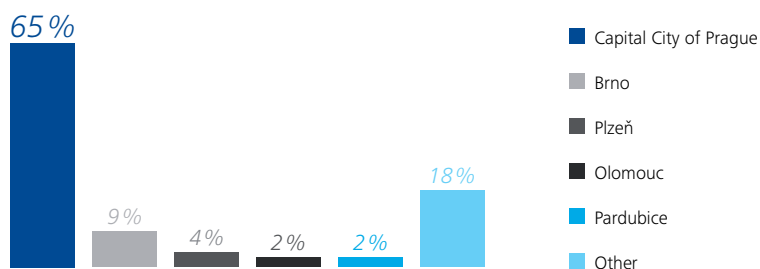


Brick houses
CZK 42,100 per sq m
 CZK 5.4 billion
 2,033 sales



Prefab. apartment buildings
CZK 30,700 per sq m
 CZK 4.6 billion
 2,668 sales

Structure of the apartment sales volume in Q4 2015



Average price, aggregate transaction volume and the number of sales in the reviewed period Q4 2015 per segment in Prague



Development projects
CZK 61,200 per sq m
 CZK 6.2 billion
 1,452 sales (of which
 1,031 first sales)



Brick houses
CZK 57,600 per sq m
 CZK 3.5 billion
 964 sales



Prefab. apartment buildings
CZK 45,300 per sq m
 CZK 2.0 billion
 795 sales

The data concerns the sales of apartments incorporated in the land registry in the form of purchase contracts.

Deloitte refers to one or more of Deloitte Touche Tohmatsu Limited, a UK private company limited by guarantee ("DTTL"), its network of member firms, and their related entities. DTTL and each of its member firms are legally separate and independent entities. DTTL (also referred to as "Deloitte Global") does not provide services to clients. Please see www.deloitte.com/cz/about for a more detailed description of DTTL and its member firms.