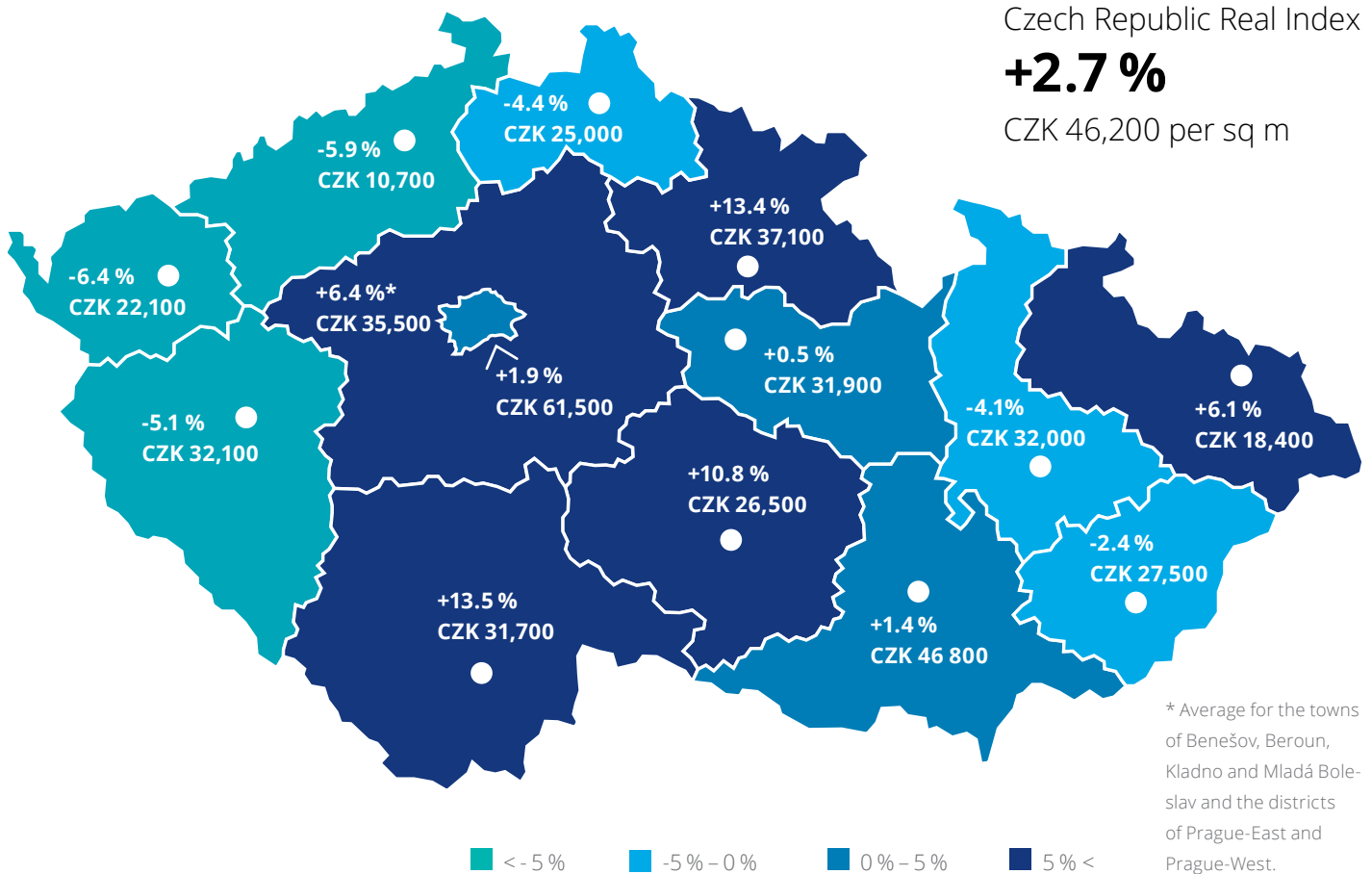


Deloitte Real Index Q3 2016

Actual prices of apartments sold in the CR



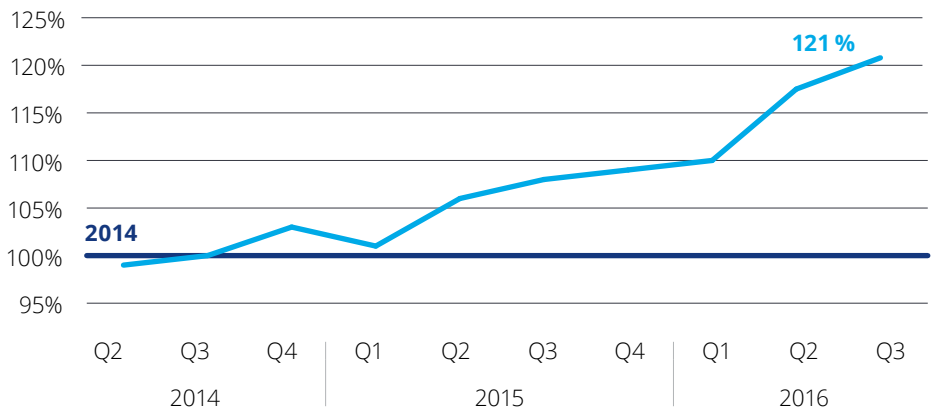
Czech Republic Real Index

represents the change in the average price percentage denoting the apartments sold in the regional capitals compared to the previous period (Q2 2016).

Price per sq m in the reviewed quarter for the sales completed in the regionals capitals.

The data concerns the sales of apartments incorporated in the land registry in the form of purchase contracts.

Development of the actual apartment sales prices index in Prague and regional capitals



— Realised sales price
— Average realised sales price for the whole of 2014 = 100 %
All the prices include VAT.




Average price, aggregate transaction volume and the number of sales in the reviewed period Q3 2016 per segment in Prague and regional capitals



Development projects
CZK 58,100 per sq m
 CZK 7.9 billion
 1,998 sales (of which
 1,418 first sales)

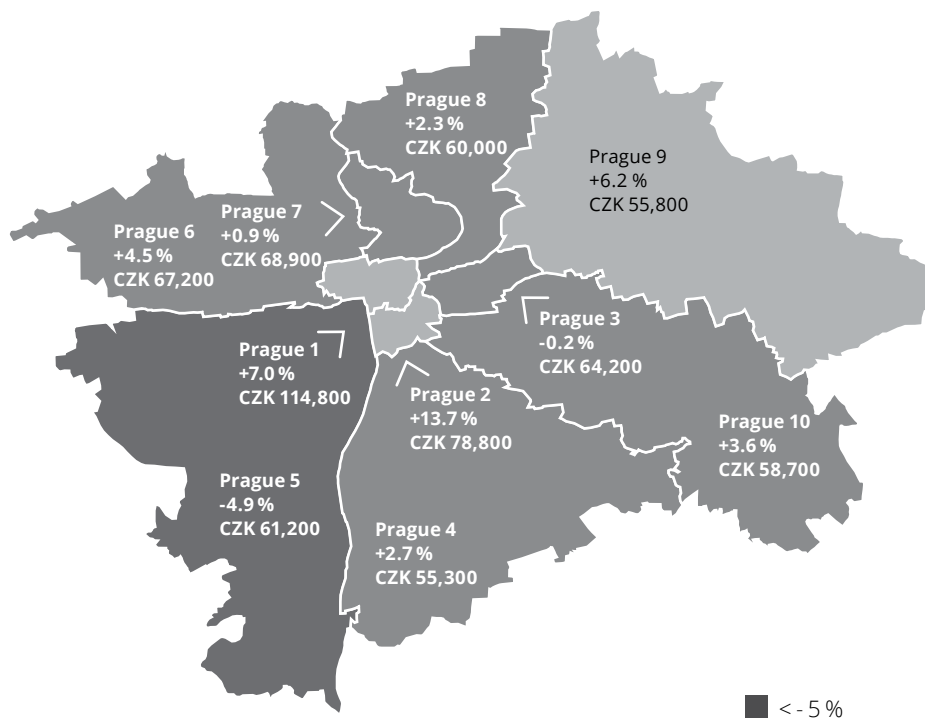
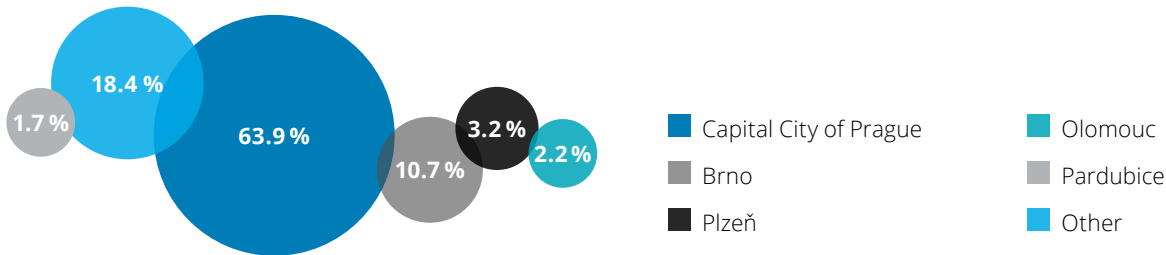


Brick houses
CZK 45,400 per sq m
 CZK 5.4 billion
 1,820 sales



Prefab. apartment buildings
CZK 35,900 per sq m
 CZK 4.4 billion
 2,209 sales

Structure of the apartment sales volume in Q3 2016



Prague Real Index
+1.9%
 CZK 61,500 per sq m

PRAGUE REAL INDEX represents the change in the average price percentage denoting the apartments sold compared to the previous period (Q2 2016).

Price per sq m in the reviewed quarter for the sales completed.

The data concerns the sales of apartments incorporated in the land registry in the form of purchase contracts.



Average price, aggregate transaction volume and the number of sales in the reviewed period Q3 2016 per segment in Prague



Development projects
CZK 65,100 per sq m
 CZK 6.0 billion
 1,342 sales (of which
 921 first sales)



Brick houses
CZK 64,200 per sq m
 CZK 3.3 billion
 771 sales



Prefab. apartment buildings
CZK 50,900 per sq m
 CZK 2.0 billion
 717 sales