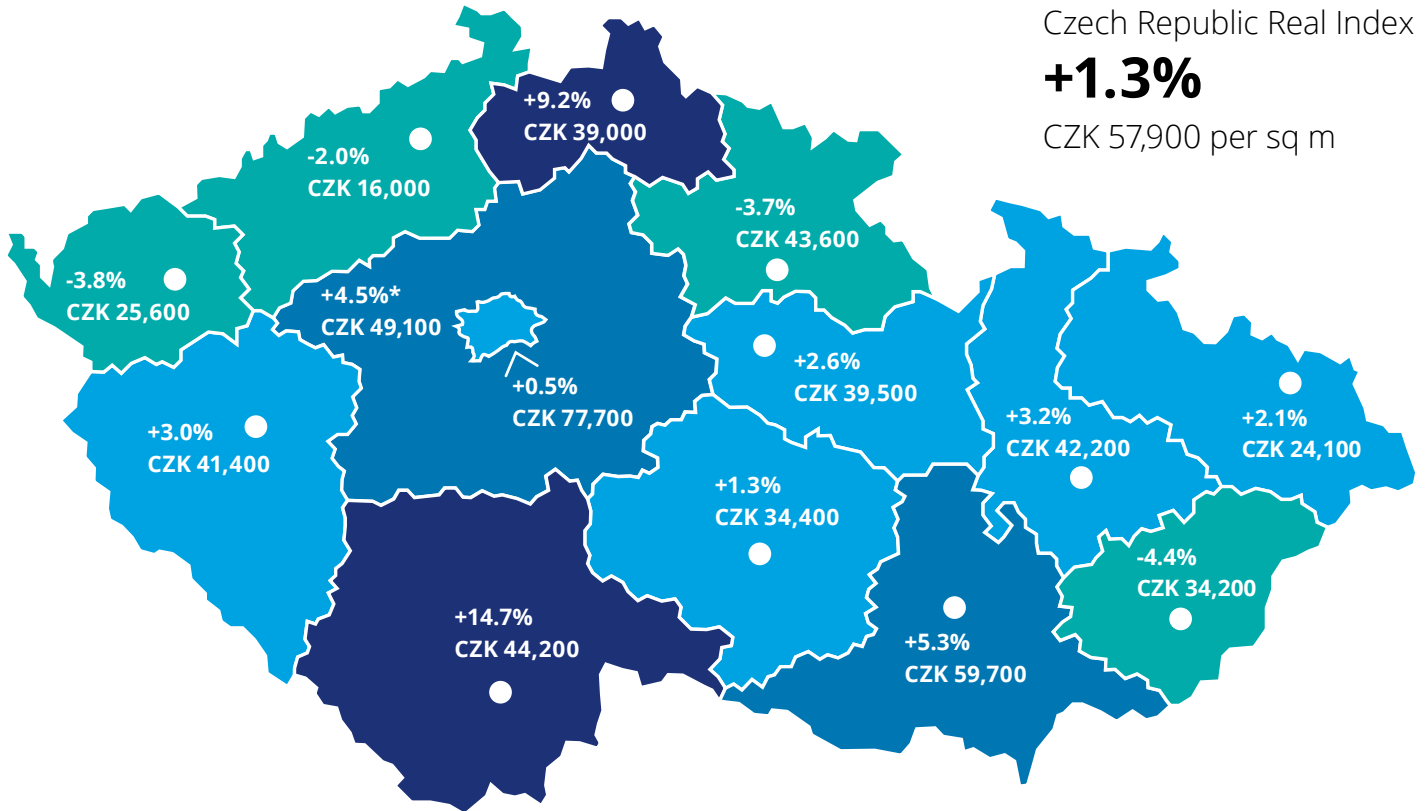


## Deloitte Real Index Q1 2019

Actual prices of apartments sold in the CR



Czech Republic Real Index  
**+1.3%**  
 CZK 57,900 per sq m

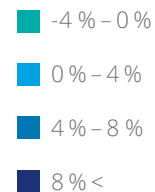
### Czech Republic Real Index

represents the change in the average price percentage denoting the apartments sold in the regional capitals compared to the previous period (Q4 2018).

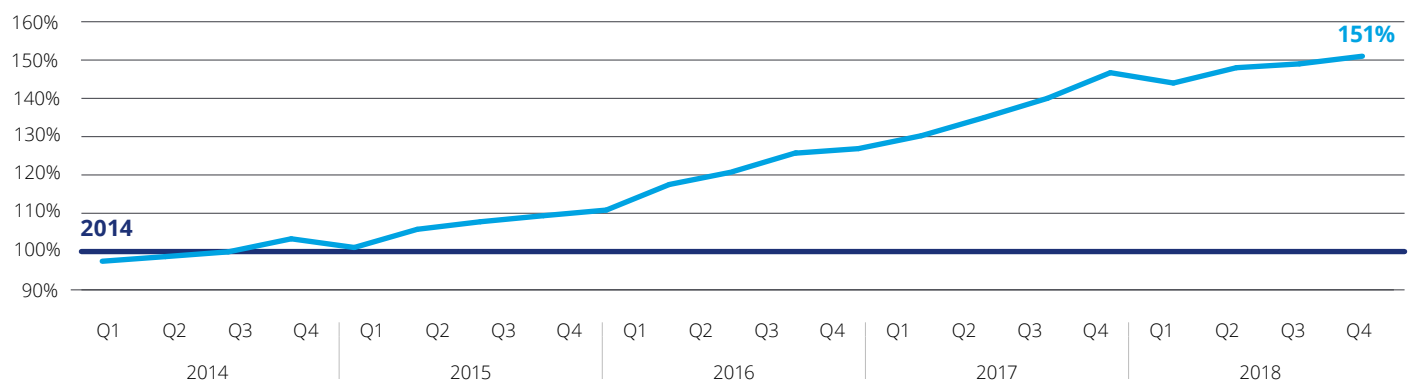
Price per sq m in the reviewed quarter for the sales completed in the regionals capitals.

The data concerns the sales of apartments incorporated in the land registry in the form of purchase contracts.

\* Average for the towns of Benešov, Beroun, Kladno and Mladá Boleslav and the districts of Prague-East and Prague-West.



### Development of the actual apartment sales prices index in Prague and regional capitals



— Realised sales price  
 — Average realised sales price for the whole of 2014 = 100%  
 All the prices include VAT.




**Average price, aggregate transaction volume and the number of sales in the reviewed period Q1 2019 per segment in Prague and regional capitals**



**Development projects**  
**CZK 66,800 per sq m**  
 CZK 10.9 billion  
 2,628 sales (of which  
 1,949 first sales)




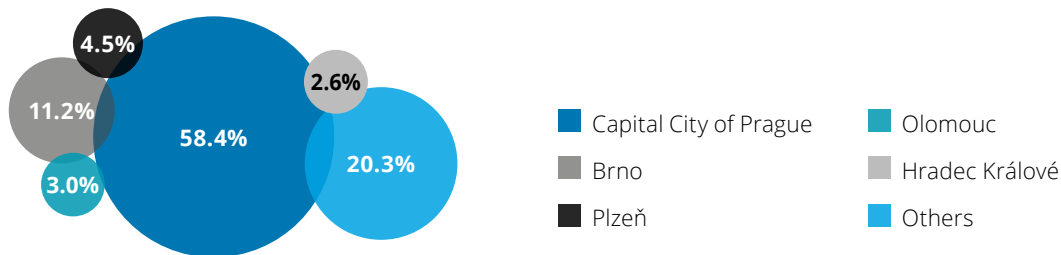
**Brick houses**  
**CZK 60,000 per sq m**  
 CZK 5.3 billion  
 1,440 sales



**Prefab. apartment buildings**  
**CZK 45,000 per sq m**  
 CZK 5.0 billion  
 2,025 sales

first sales CZK 64,500 per sq m  
 re-sales CZK 73,600 per sq m  
 apartments marked as sold by developers CZK 82,600 per sq m

**Structure of the apartment sales volume in Q1 2019**



Prague Real Index  
**+0.4%**  
 CZK 77,700 per sq m

**PRAGUE REAL INDEX**  
 represents the change in the average price percentage denoting the apartments sold compared to the previous period (Q4 2018).

Price per sq m in the reviewed quarter for the sales completed.

The data concerns the sales of apartments incorporated in the land registry in the form of purchase contracts.



**Average price, aggregate transaction volume and the number of sales in the reviewed period Q1 2019 per segment in Prague**



**Development projects**  
**CZK 78,600 per sq m**  
 CZK 6.7 billion  
 1,377 sales  
 (of which 971 first sales)



**Brick houses**  
**CZK 85,800 per sq m**  
 CZK 3.4 billion  
 643 sales



**Prefab. apartment buildings**  
**CZK 66,600 per sq m**  
 CZK 2.3 billion  
 632 sales

first sales CZK 76,000 per sq m  
 re-sales CZK 85,000 per sq m  
 apartments marked as sold by developers CZK 100,100 per sq m