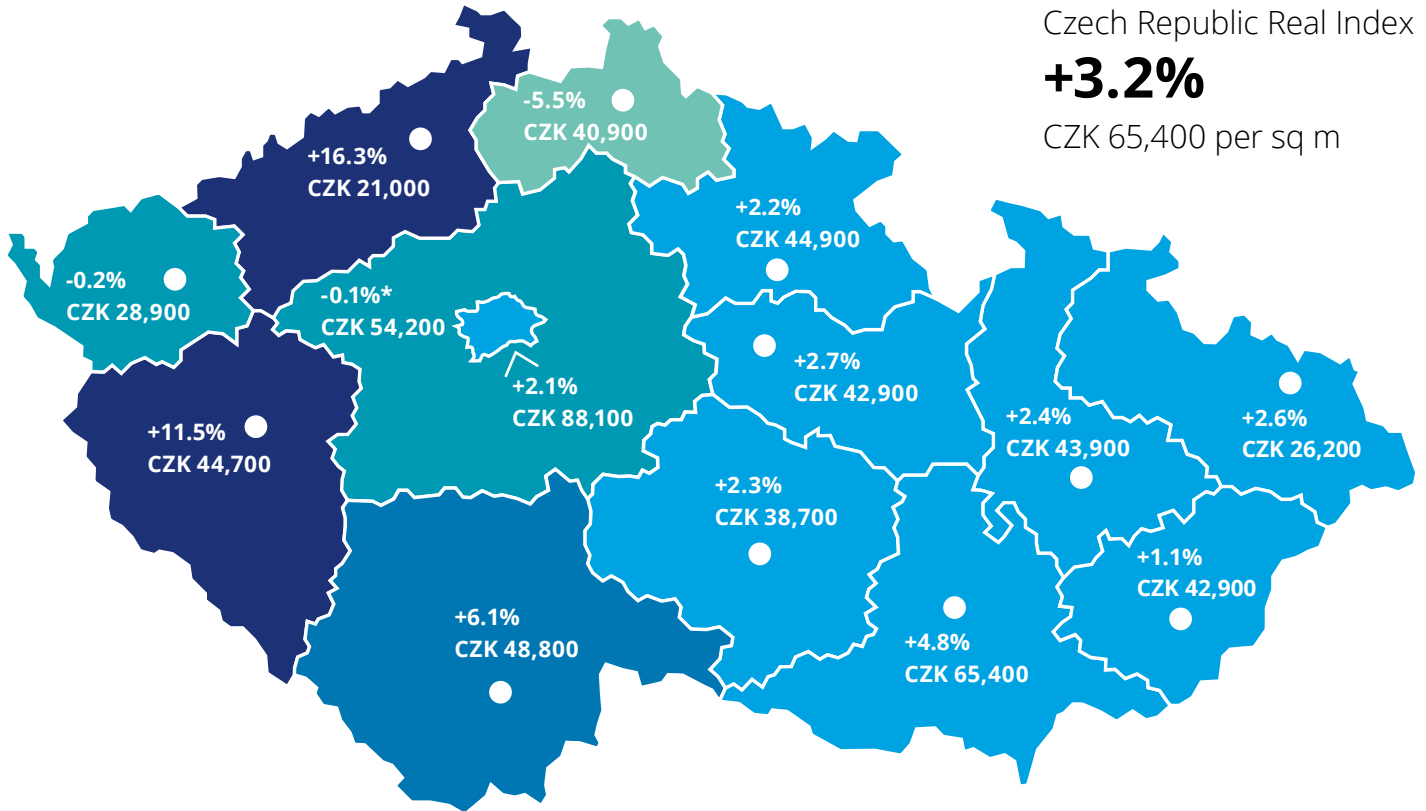


## Deloitte Real Index Q1 2020

Actual prices of apartments sold in the CR



Czech Republic Real Index  
**+3.2%**  
 CZK 65,400 per sq m

### Czech Republic Real Index

represents the change in the average price percentage denoting the apartments sold in the regional capitals compared to the previous period (Q4 2019).

Price per sq m in the reviewed quarter for the sales completed in the regionals capitals.

The data concerns the sales of apartments incorporated in the land registry in the form of purchase contracts.

\* Average for the towns of Benešov, Beroun, Kladno and Mladá Boleslav and the districts of Prague-East and Prague-West.

- >-5 %
- -5 % - 0 %
- 0 % - 5 %
- 5 % - 10 %
- 10 % <

### Development of the actual apartment sales prices index in Prague and regional capitals



— Realised sales price  
 — Average realised sales price for the whole of 2014 = 100%  
 All the prices include VAT.



**Average price, aggregate transaction volume and the number of sales in the reviewed period Q1 2020 per segment in Prague and regional capitals**




**Development projects**  
**CZK 75,200 per sq m**  
 CZK 12.0 billion  
 2,524 sales  
 (of which 1,816 first sales)

first sales CZK 73,100 per sq m  
 re-sales CZK 80,700 per sq m  
 apartments marked as sold by developers CZK 87,400 per sq m


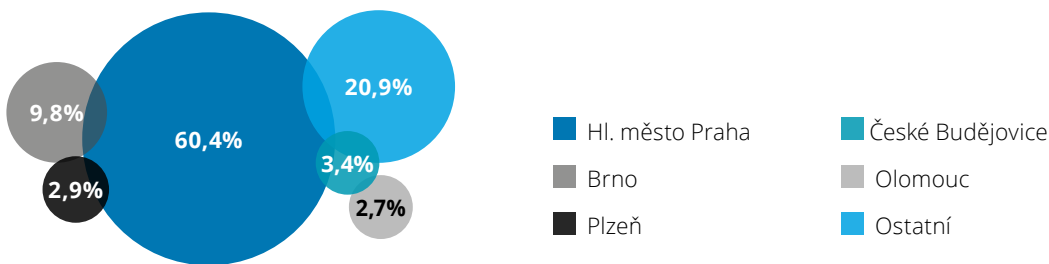


**Brick houses**  
**CZK 65,400 per sq m**  
 CZK 5.8 billion  
 1,395 sales



**Prefab. apartment buildings**  
**CZK 51,300 per sq m**  
 CZK 5.2 billion  
 1,815 sales

**Structure of the apartment sales volume in Q1 2020**



**Prague Real Index**

**+2.2%**

CZK 88,100 per sq m

**PRAGUE REAL INDEX**

represents the change in the average price percentage denoting the apartments sold compared to the previous period (Q4 2019).

Price per sq m in the reviewed quarter for the sales completed.

The data concerns the sales of apartments incorporated in the land registry in the form of purchase contracts.



**Average price, aggregate transaction volume and the number of sales in the reviewed period Q1 2020 per segment in Prague**



**Development projects**  
**CZK 89,700 per sq m**  
 CZK 8.0 billion  
 1,453 sales  
 (of which 1,038 first sales)

first sales CZK 87,700 per sq m  
 re-sales CZK 94,500 per sq m  
 apartments marked as sold by developers CZK 103,500 per sq m



**Brick houses**  
**CZK 94,900 per sq m**  
 CZK 3.4 billion  
 573 sales



**Prefab. apartment buildings**  
**CZK 75,500 per sq m**  
 CZK 2.4 billion  
 571 sales