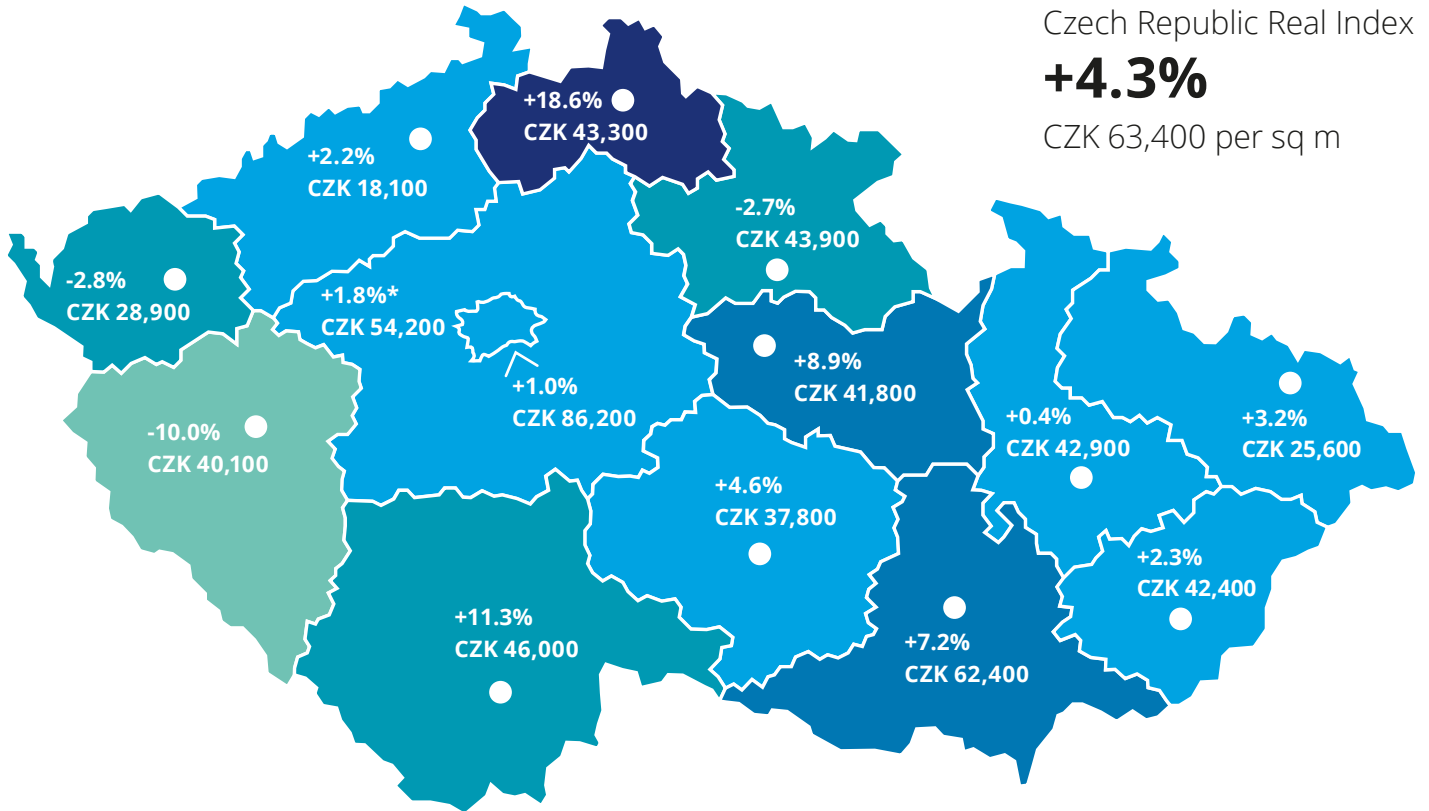


Deloitte Real Index Q4 2019

Actual prices of apartments sold in the CR



Czech Republic Real Index
+4.3%
 CZK 63,400 per sq m

Czech Republic Real Index

represents the change in the average price percentage denoting the apartments sold in the regional capitals compared to the previous period (Q3 2019).

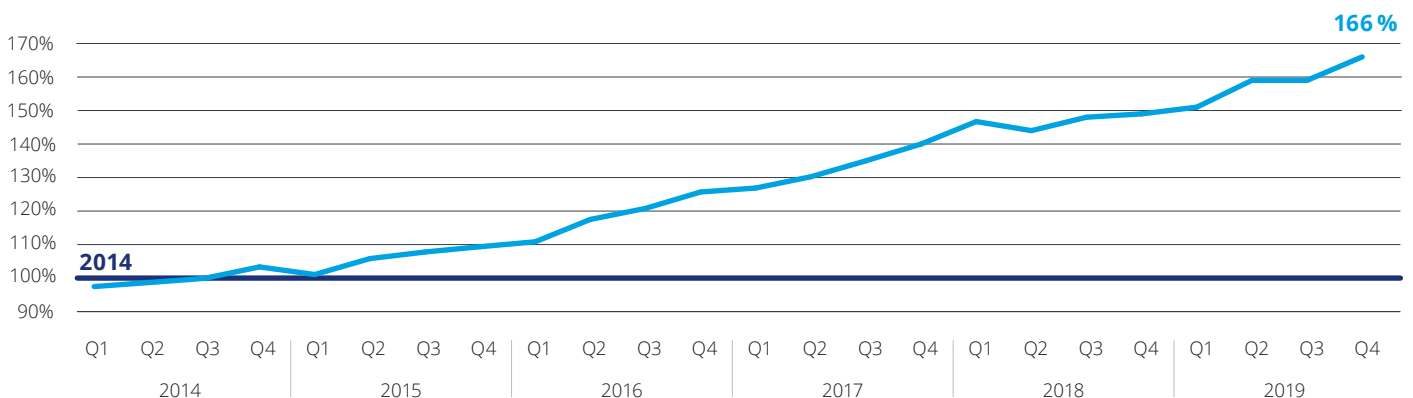
Price per sq m in the reviewed quarter for the sales completed in the regionals capitals.

The data concerns the sales of apartments incorporated in the land registry in the form of purchase contracts.

* Average for the towns of Benešov, Beroun, Kladno and Mladá Boleslav and the districts of Prague-East and Prague-West.

- >-5 %
- -5 % - 0 %
- 0 % - 5 %
- 5 % - 10 %
- 10 % <

Development of the actual apartment sales prices index in Prague and regional capitals



— Realised sales price
 — Average realised sales price for the whole of 2014 = 100%
 All the prices include VAT.




Average price, aggregate transaction volume and the number of sales in the reviewed period Q4 2019 per segment in Prague and regional capitals



Development projects
CZK 74,800 per sq m
 CZK 15.7 billion
 3,201 sales
 (of which 2,391 first sales)



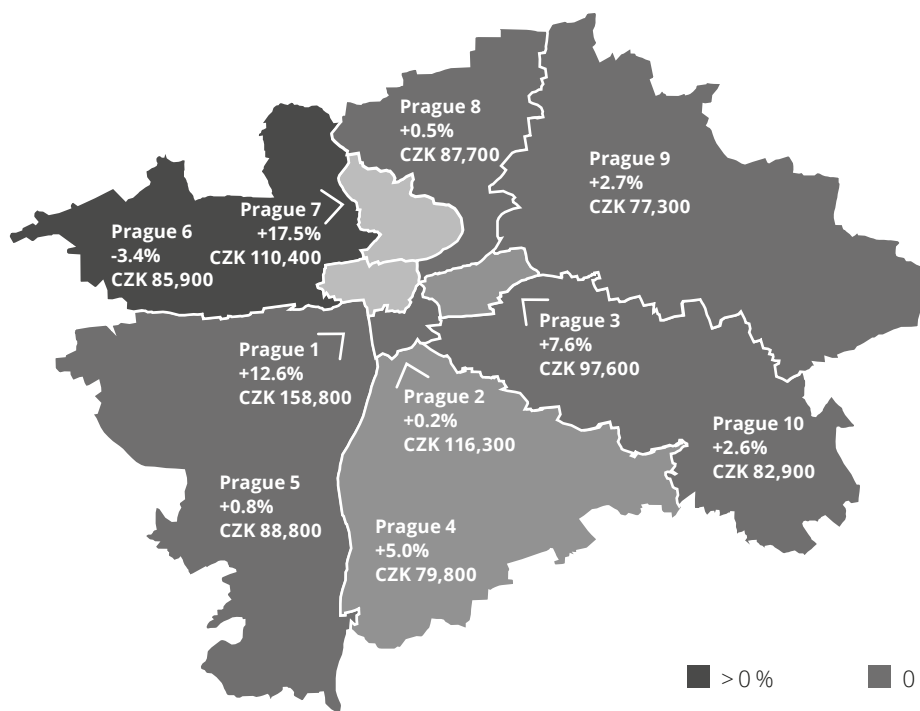
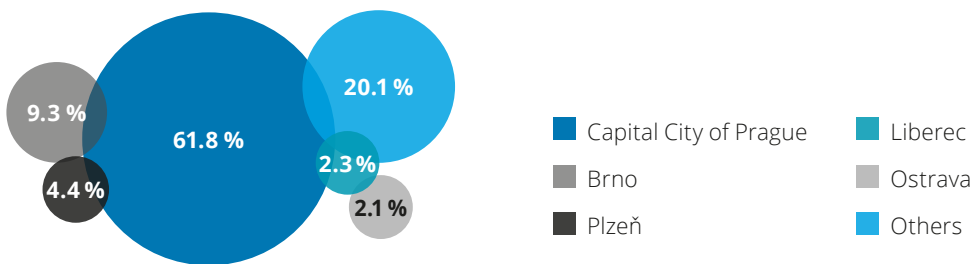
Brick houses
CZK 62,800 per sq m
 CZK 6.8 billion
 1,684 sales



Prefab. apartment buildings
CZK 47,900 per sq m
 CZK 5.9 billion
 2,245 sales

first sales CZK 73,000 per sq m
 re-sales CZK 79,900 per sq m
 apartments marked as sold by developers CZK 84,500 per sq m

Structure of the apartment sales volume in Q4 2019



Prague Real Index
+0.9%
 CZK 86,200 per sq m

PRAGUE REAL INDEX
 represents the change in the average price percentage denoting the apartments sold compared to the previous period (Q3 2019).

Price per sq m in the reviewed quarter for the sales completed.

The data concerns the sales of apartments incorporated in the land registry in the form of purchase contracts.



Average price, aggregate transaction volume and the number of sales in the reviewed period Q4 2019 per segment in Prague



Development projects
CZK 88,500 per sq m
 CZK 10.9 billion
 1,859 sales
 (of which 1,374 first sales)



Brick houses
CZK 92,600 per sq m
 CZK 4.1 billion
 664 sales



Prefab. apartment buildings
CZK 72,400 per sq m
 CZK 2.6 billion
 646 sales

first sales CZK 86,900 per sq m
 re-sales CZK 93,300 per sq m
 apartments marked as sold by developers CZK 103,500 per sq m