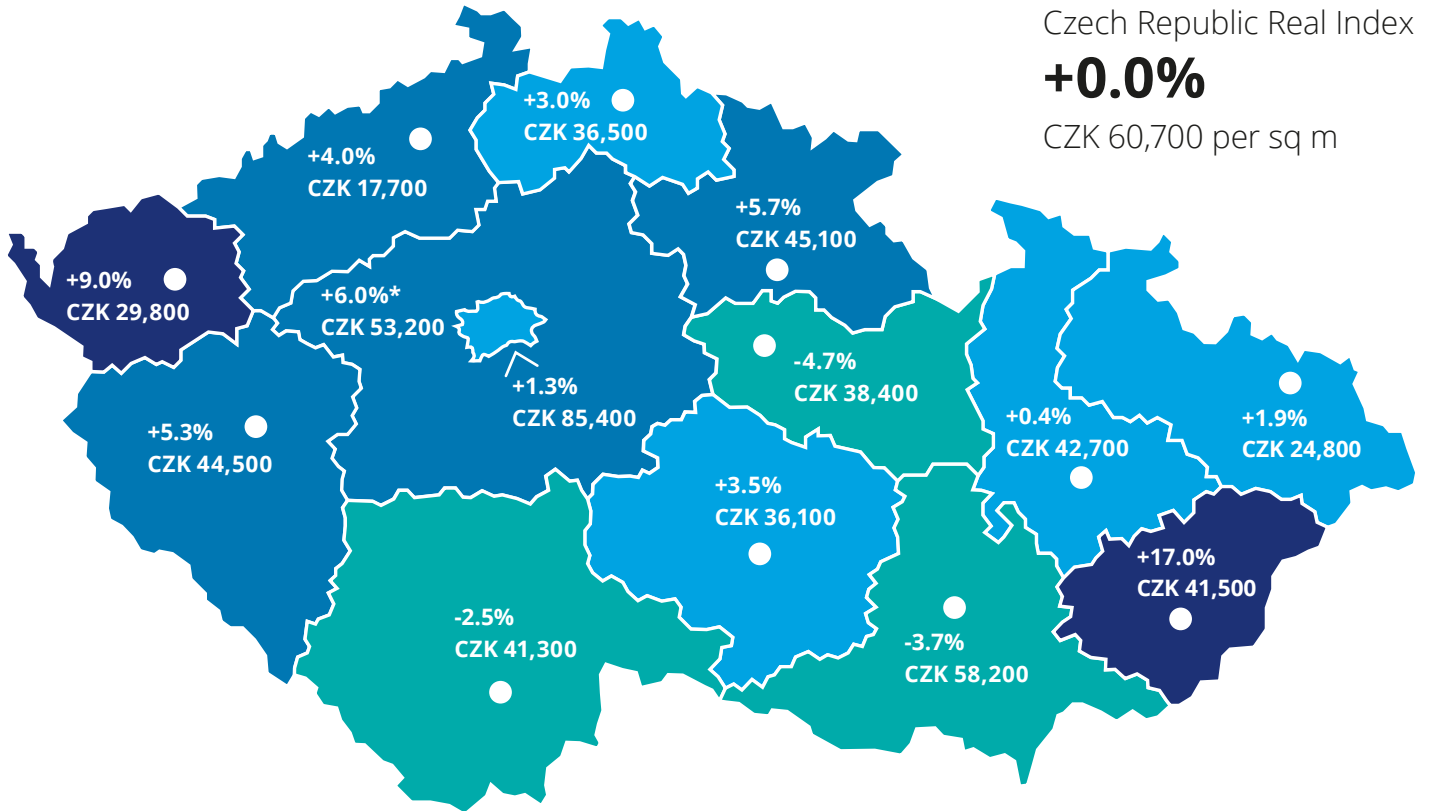


Deloitte Real Index Q3 2019

Actual prices of apartments sold in the CR



Czech Republic Real Index
+0.0%
 CZK 60,700 per sq m

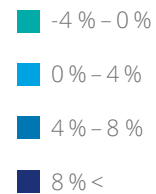
Czech Republic Real Index

represents the change in the average price percentage denoting the apartments sold in the regional capitals compared to the previous period (Q1 2019).

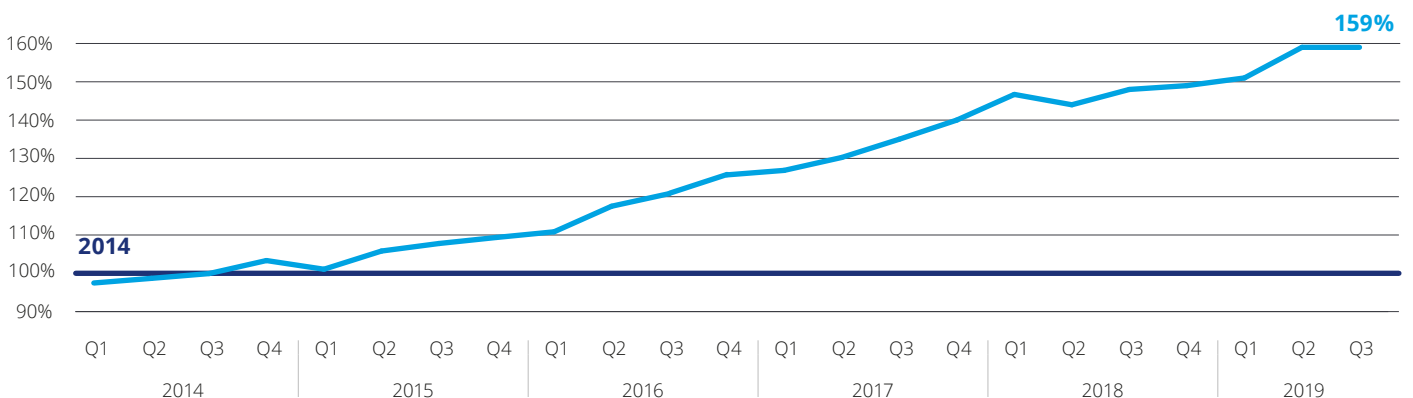
Price per sq m in the reviewed quarter for the sales completed in the regional capitals.

The data concerns the sales of apartments incorporated in the land registry in the form of purchase contracts.

* Average for the towns of Benešov, Beroun, Kladno and Mladá Boleslav and the districts of Prague-East and Prague-West.



Development of the actual apartment sales prices index in Prague and regional capitals



— Realised sales price
 — Average realised sales price for the whole of 2014 = 100%
 All the prices include VAT.



Average price, aggregate transaction volume and the number of sales in the reviewed period Q3 2019 per segment in Prague and regional capitals




Development projects
CZK 70,400 per sq m
 CZK 11.8 billion
 2,672 sales
 (of which 1,996 first sales)

first sales CZK 67,700 per sq m
 re-sales CZK 78,200 per sq m
 apartments marked as sold by developers CZK 84,100 per sq m


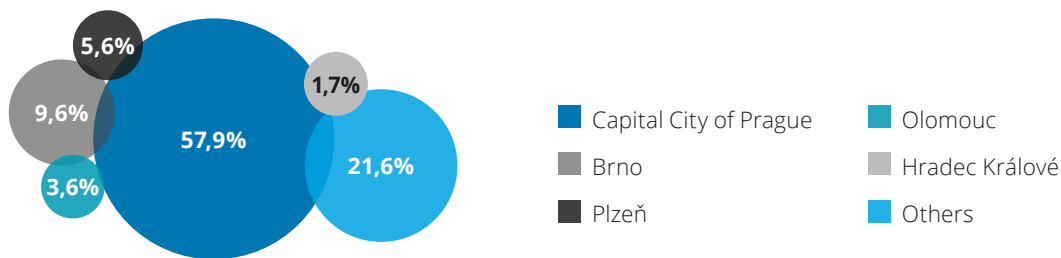


Brick houses
CZK 61,900 per sq m
 CZK 5.8 billion
 1,535 sales



Prefab. apartment buildings
CZK 47,200 per sq m
 CZK 5.4 billion
 2,080 sales

Structure of the apartment sales volume in Q3 2019



Prague Real Index

+1.3%

CZK 85,400 per sq m

PRAGUE REAL INDEX

represents the change in the average price percentage denoting the apartments sold compared to the previous period (Q2 2019).

Price per sq m in the reviewed quarter for the sales completed.

The data concerns the sales of apartments incorporated in the land registry in the form of purchase contracts.

Average price, aggregate transaction volume and the number of sales in the reviewed period Q3 2019 per segment in Prague



Development projects
CZK 88,000 per sq m
 CZK 7.5 billion
 1,334 sales
 (of which 931 first sales)

first sales CZK 86,800 per sq m
 re-sales CZK 91,000 per sq m
 apartments marked as sold by developers CZK 99,200 per sq m



Brick houses
CZK 91,200 per sq m
 CZK 3.5 billion
 633 sales



Prefab. apartment buildings
CZK 71,700 per sq m
 CZK 2.3 billion
 590 sales