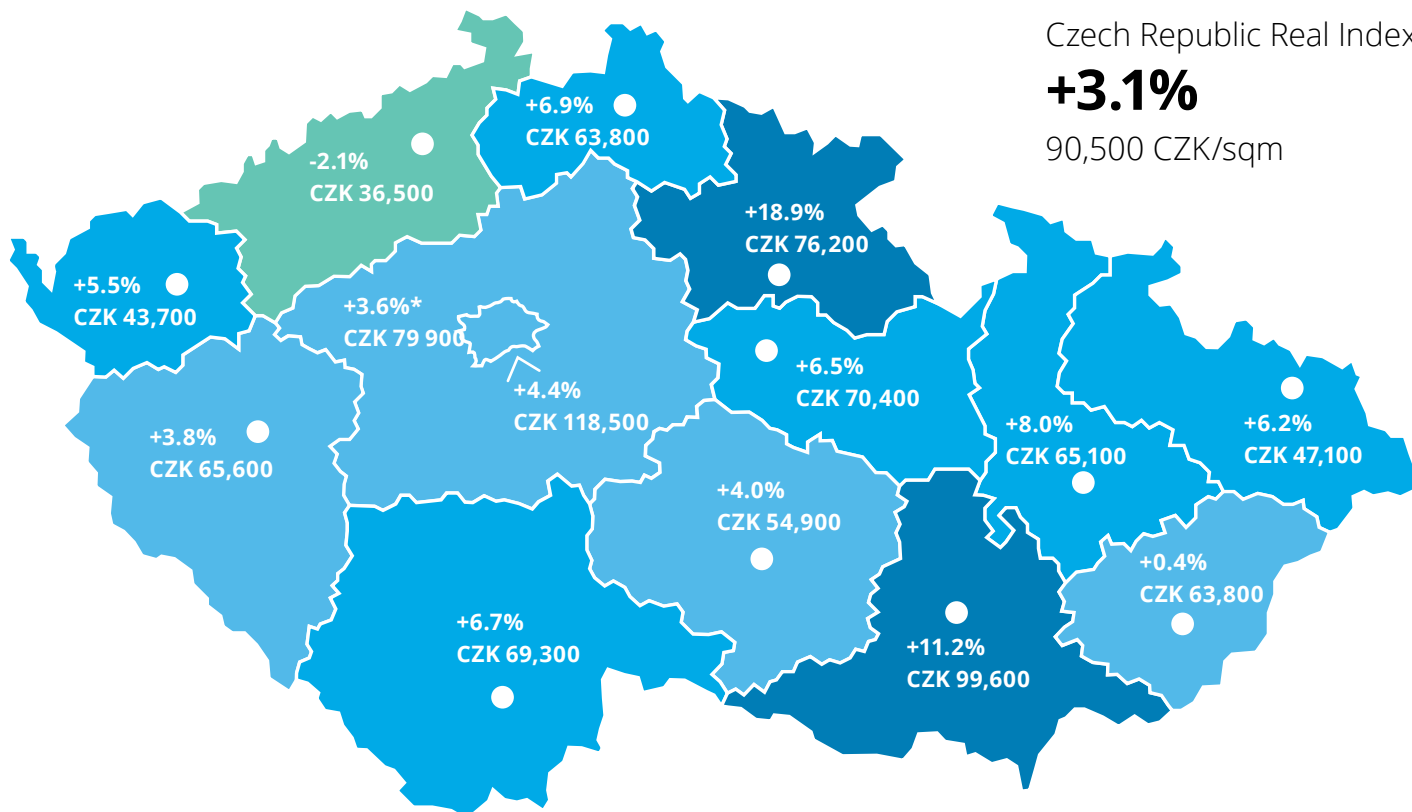


Deloitte Real Index Q1 2022

Actual prices of apartments sold in the CR



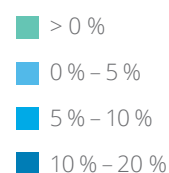
Czech Republic Real Index

represents the change in the average price percentage denoting the apartments sold in the regional capitals compared to the previous period (Q4 2021).

Price per sq m in the reviewed quarter for the sales completed in the regionals capitals.

The data concerns the sales of apartments incorporated in the land registry in the form of purchase contracts.

* Average for the towns of Benešov, Beroun, Kladno and Mladá Boleslav and the districts of Prague-East and Prague-West.



Development of the actual apartment sales prices index in Prague and regional capitals



— Realised sales price
— Average realised sales price for the whole of 2014 = 100%
All the prices include VAT



Average price, aggregate transaction volume and the number of sales in the reviewed period Q4 2021 per segment in Prague and regional capitals




Development projects
98,200 CZK/sqm
 CZK 15.3 billion
 sales 2,522
 (of which 1,675 first sales)

first sales 86,800 CZK/sqm
re-sales 120,700 CZK/sqm
apartments marked as sold by developers 123,000 CZK/sqm


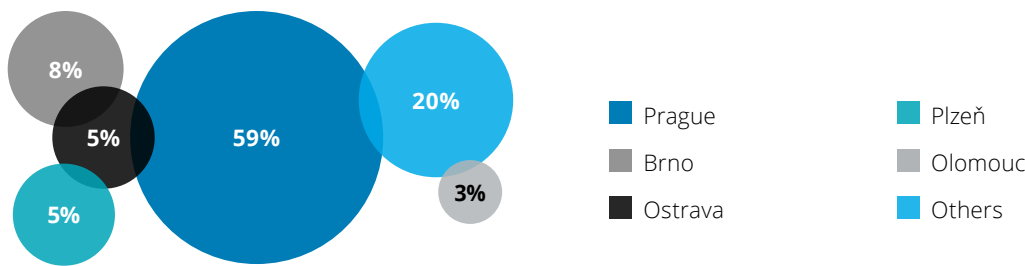


Brick houses
93,800 CZK/sqm
 CZK 8.6 billion
 sales 1,520



Prefab. apartment buildings
78,200 CZK/sqm
 CZK 8.7 billion
 sales 2,004

Structure of the apartment sales volume in Q1 2022



Prague Real Index

+4.4%

118,500 CZK/sqm

Prague Real Index

represents the change in the average price percentage denoting the apartments sold compared to the previous period (Q4 2021).

Price per sq m in the reviewed quarter for the sales completed.

The data concerns the sales of apartments incorporated in the land registry in the form of purchase contracts.



Average price, aggregate transaction volume and the number of sales in the reviewed period Q4 2021 per segment in Prague



Development projects
122,500 CZK/sqm
 CZK 9.8 billion
 1,293 sales
 (of which 744 first sales)

first sales 113,600 CZK/sqm
re-sales 134,500 CZK/sqm
apartments marked as sold by developers 147,200 CZK/sqm



Brick houses
125,000 CZK/sqm
 CZK 5.1 billion
 668 sales



Prefab. apartment buildings
104,100 CZK/sqm
 CZK 4.2 billion
 725 sales