


## Deloitte Real Index Q2 2024

Actual prices of apartments sold in the CR



Czech Republic Real Index  
**+2.4 %**  
 101,700 CZK/sqm

### Czech Republic Real Index

represents the change in the average price percentage denoting the apartments sold in the regional capitals compared to the previous period (Q1 2024).

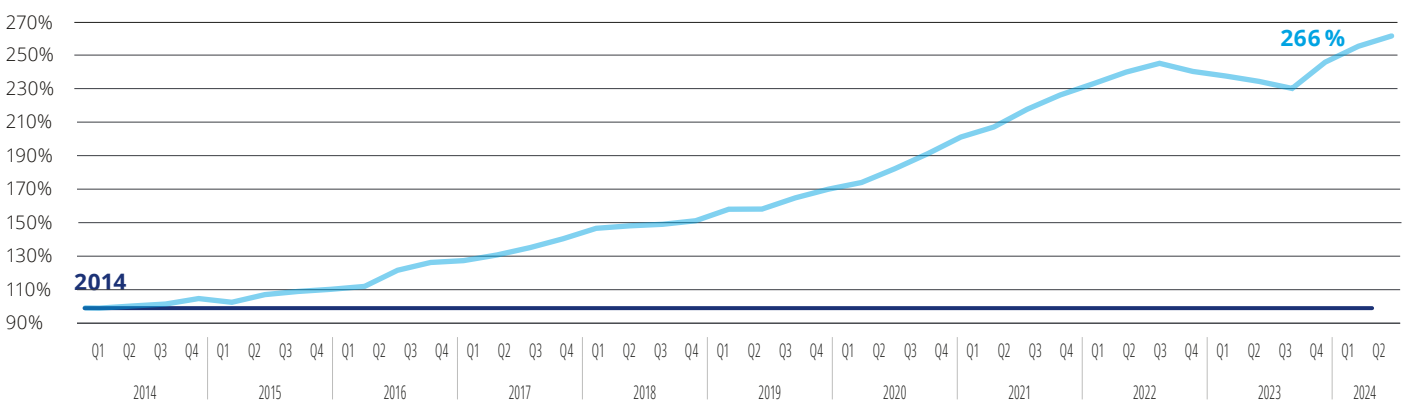
Price per sq m in the reviewed quarter for the sales completed in the regionals capitals.

The data concerns the sales of apartments incorporated in the land registry in the form of purchase contracts.

\* Average for the towns of Benešov, Beroun, Kladno and Mladá Boleslav and the districts of Prague-East and Prague-West.

- < 0 %
- 0 % – 6 %
- > 6 %

### Development of the actual apartment sales prices index in Prague and regional capitals



— Realised sales price  
 — Average realised sales price for the whole of 2014 = 100%  
 All the prices include VAT




**Average price, aggregate transaction volume and the number of sales in the reviewed period Q2 2024 per segment in Prague and regional capitals**



**Development projects**  
**123,600 CZK/sqm**  
 CZK 24.1 billion  
 3,208 sales  
 (of which 1,990 first sales)



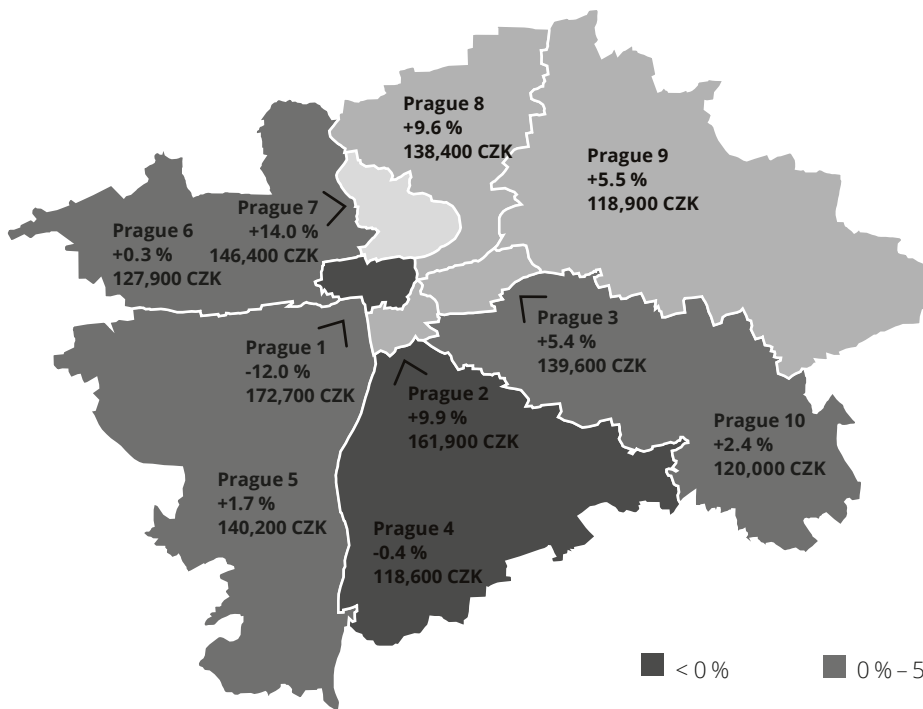
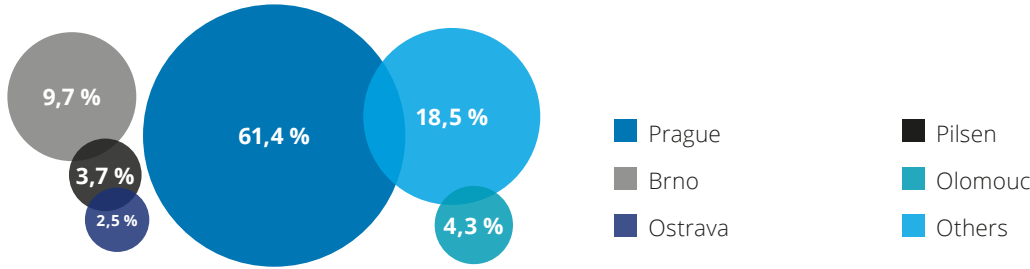
**Brick houses**  
**93,100 CZK/sqm**  
 CZK 9.9 billion  
 1 748 sales



**Prefab. apartment buildings**  
**77,200 CZK/sqm**  
 CZK 9.7 billion  
 2 226 sales

**first sales 124,900 CZK/sqm**  
**re-sales 121,500 CZK/sqm**  
**apartments marked as sold by developers 135,600 CZK/sqm**

**Structure of the apartment sales volume in Q2 2024**



**Prague Real Index**

**+5.7 %**

132,000 CZK/sqm

**Prague Real Index**

represents the change in the average price percentage denoting the apartments sold compared to the previous period (Q1 2024).

Price per sq m in the reviewed quarter for the sales completed.

The data concerns the sales of apartments incorporated in the land registry in the form of purchase contracts.



**Average price, aggregate transaction volume and the number of sales in the reviewed period Q2 2024 per segment in Prague**



**Development projects**  
**144,500 CZK/sqm**  
 CZK 16.8 billion  
 1 870 sales  
 (of which 1 157 first sales)



**Brick houses**  
**127,600 CZK/sqm**  
 CZK 5.9 billion  
 762 sales



**Prefab. apartment buildings**  
**104,800 CZK/sqm**  
 CZK 4.4 billion  
 749 sales

**first sales 146,600 CZK/sqm**  
**re-sales 140,900 CZK/sqm**  
**apartments marked as sold by developers 144,700 CZK/sqm**