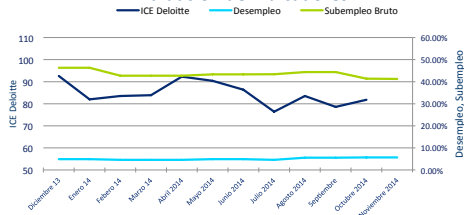
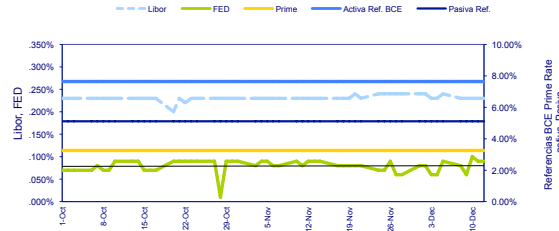


INDICADORES ECONÓMICOS Y FINANCIEROS DEL BIMESTRE

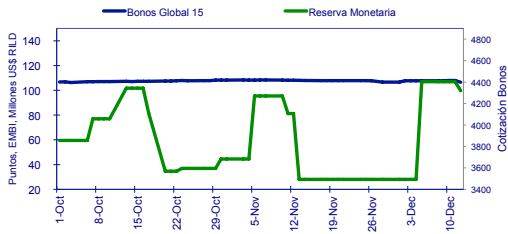
Evaluación de Indicadores



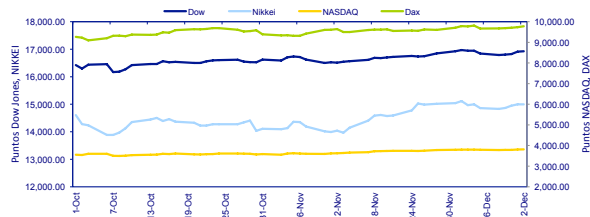
Tasas Referenciales



Bonos Global 15 y RILD



Índices Bursátiles



| Monedas | Cotización Internacional | Tasa Oficial | Transacciones BCE | |
|-----------------|--------------------------|--------------|-------------------|---------|
| | | | Compra | Venta |
| Bolívar Fuerte | 6.28 | 6.28 | 6.28 | 6.28 |
| Euro | 0.81 | 0.81 | 0.81 | 0.81 |
| Libra Esterlina | 0.64 | 0.64 | 0.64 | 0.64 |
| Nuevo Sol | 2.97 | 2.97 | 2.97 | 2.97 |
| Peso argentino | 8.88 | 8.88 | 8.88 | 8.88 |
| Peso boliviano | 6.86 | 6.91 | 6.91 | 6.91 |
| Peso chileno | 616.37 | 617.28 | 617.38 | 617.28 |
| Peso colombiano | 2428.36 | 2439.02 | 2439.02 | 2439.02 |
| Real | 2.65 | 2.65 | 2.65 | 2.65 |
| Yen | 119.45 | 119.47 | 119.47 | 119.47 |

Valores expresan unidades de cada moneda que se obtienen por cada \$US

Materias Primas

