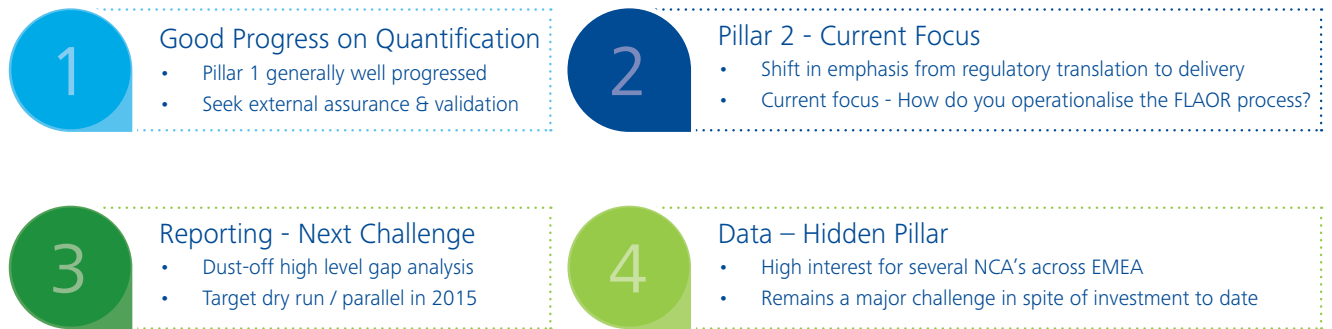


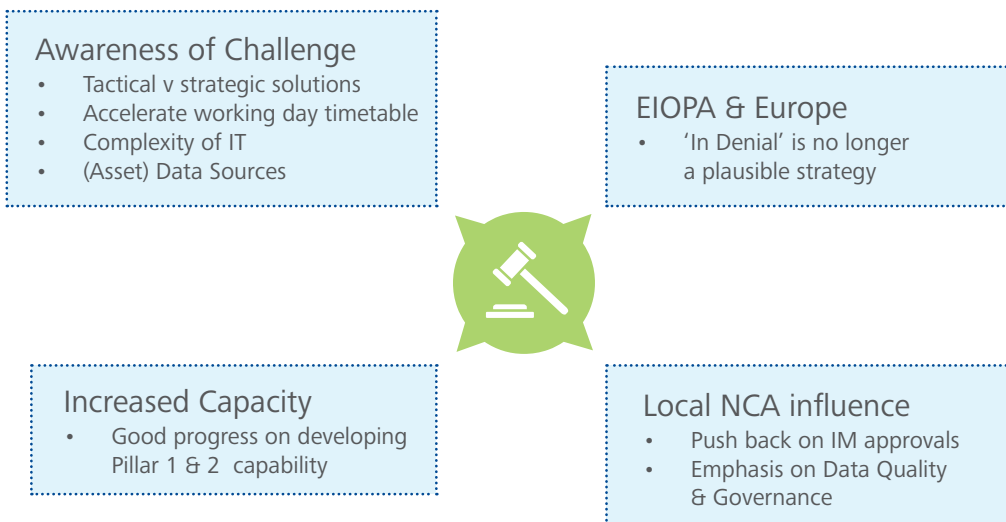
## SOLVENCY II PILLAR 3

EIOPA GUIDELINES & OMD II VOTE HAVE GIVEN RENEWED FOCUS AND MOMENTUM TO SOLVENCY II (SII) PROGRAMMES

### WHAT ARE THE KEY THEMATIC PRIORITIES RIGHT NOW ACROSS EMEA?

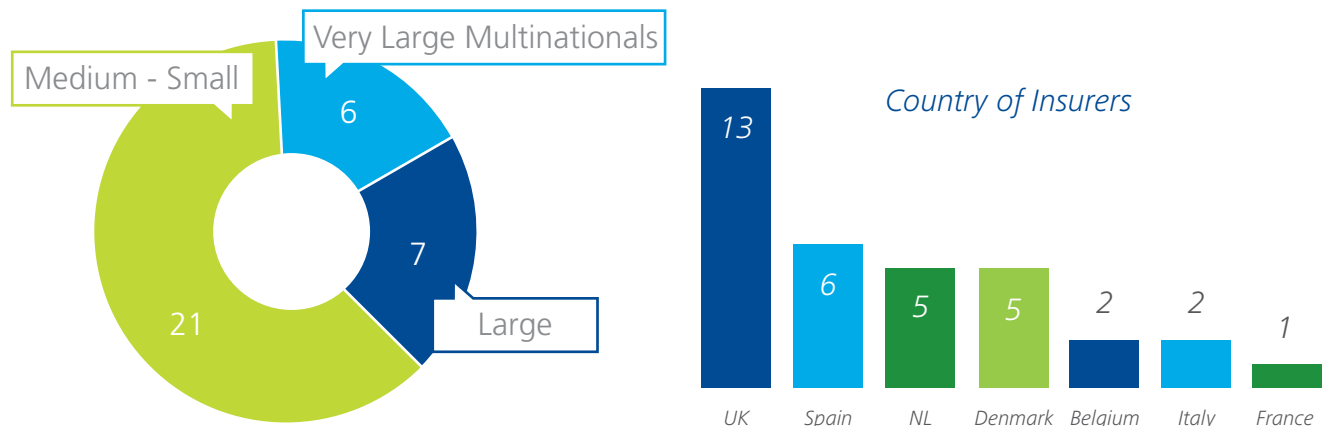


### EUROPEAN INSURERS ARE TURNING THEIR ATTENTION TO PILLAR 3 WHAT IS DRIVING THIS INCREASED ACTIVITY ACROSS EUROPE NOW?



### SNAP SURVEY OF EMEA INSURERS PILLAR 3 PREPAREDNESS

At Q2 2014, we benchmarked a number of European Insurers in-flight Pillar 3 projects

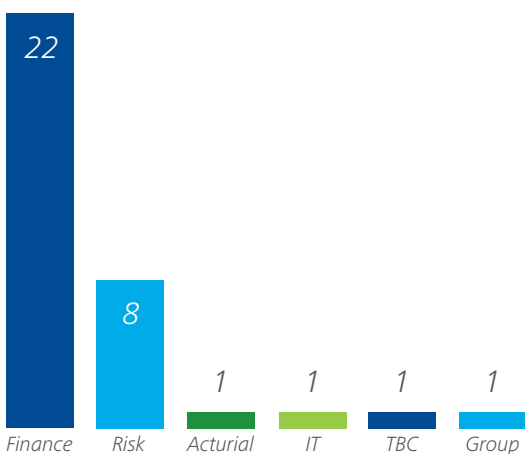


In Q2 2014, we independently and objectively assessed over 30 Insurers SII Pillar 3 project status and level of operational readiness.

Our snap survey of 34 Insurers reflects a broad spectrum of European Insurers, both in terms of geography and size. The results provide a real time snap of where European insurers are on Pillar 3 operational readiness.

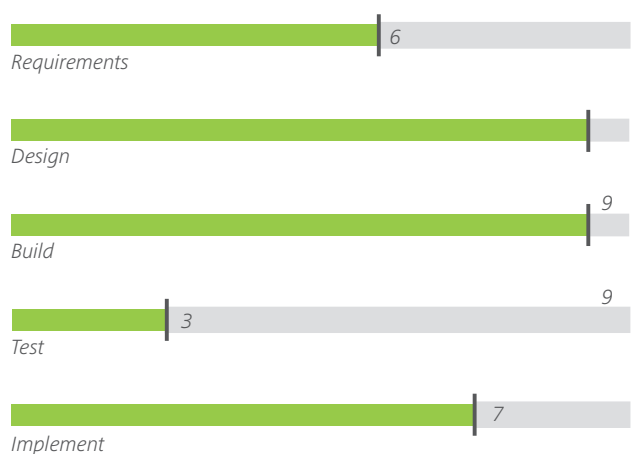
## RESULTS

### 1 Sponsoring Function of Pillar 3 Project



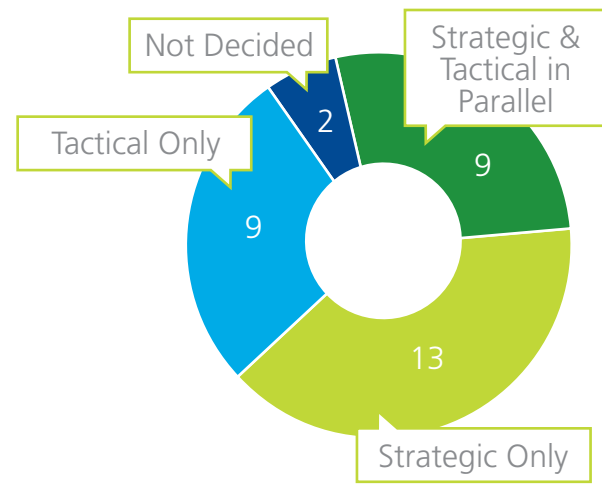
The majority of Pillar 3 projects (65%) are being sponsored by the Finance function with the Risk Function (24%) a distant second

### 2 Project Stage



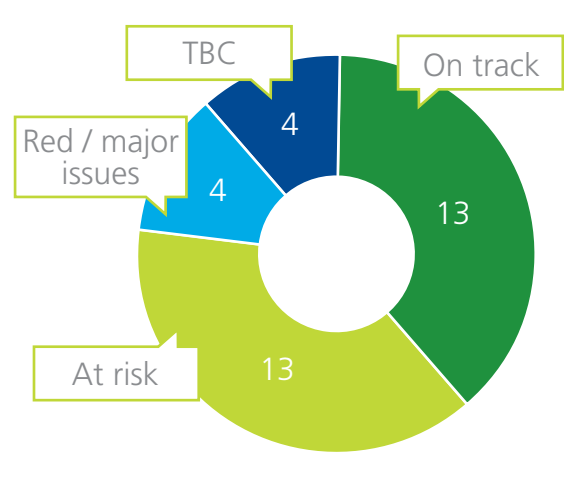
The firms in our Pillar 3 snap survey are representative of all stages across the project lifecycle

### 3 Delivery Approach



Almost 40% of the firms in our survey are implementing their strategic Pillar 3 solution directly, whereas the remainder are equally divided between a tactical solution and delivering both a tactical and strategic solution in parallel.

### 4 Pillar 3 Project Status



Our assessment is that less than 50% of pillar 3 projects in our survey are on track. This may reflect the complexity of pillar 3 projects and the competing draw on resources from other in-flight Solvency II projects.

## OPERATIONAL READINESS

ALTHOUGH MOST OF THE PROJECTS WERE IN BUILD & TEST STAGES, OUR SNAP SURVEY SUGGESTS, THERE IS A LONG WAY TO GO BEFORE PILLAR 3 IS OPERATIONALISED...

