


**Deloitte.**

# Technology Fast 500™

## **Powerful connections**

2013 ranking of the fastest growing  
technology based companies in North America

# About Deloitte's Technology Fast 500™



## About Deloitte's Technology Fast 500™

The Deloitte Technology Fast 500™ is the pre-eminent technology awards program in North America (U.S. and Canada) with 2013 being its nineteenth anniversary. Combining technological innovation, entrepreneurship and rapid growth, Fast 500™ companies — large, small, public, and private — span a variety of industry sectors, and are leaders in hardware, software, telecom, semiconductors, life sciences, and clean technology. These companies are on the cutting edge and are transforming the way we do business.

## Selection and qualifying criteria

Technology Fast 500™ provides a ranking of the fastest growing technology, media, telecommunications, life sciences and clean technology companies — both public and private — in North America (U.S. and Canada). Technology Fast 500™ award winners for 2013 are selected based on percentage fiscal year revenue growth during the period from 2008 to 2012.

In order to be eligible for Technology Fast 500™ recognition, companies must own proprietary intellectual property or technology that is sold to customers in products that contribute to a majority of the company's operating revenues. Companies must have base-year (2008) operating revenues of at least \$50,000 USD or CD, and current-year (2012) operating revenues of at least \$5 million USD or CD. Additionally, companies must be in business for a minimum of five years, and be headquartered within North America.

This ranking is compiled from nominations submitted directly to the Technology Fast 500™ Web site, and public company database research conducted by Deloitte LLP.

## Program information

To download a copy of 2013 ranking go to [www.Fast500.com](http://www.Fast500.com).

## The Top 10

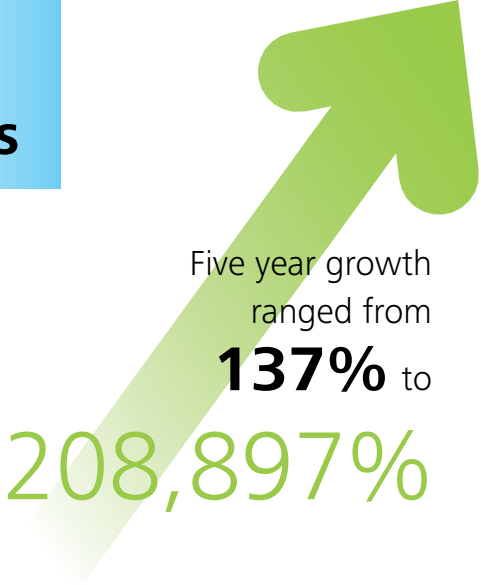
Rank	Company name	Primary industry	% Growth	City	St./Prov.	CEO name
1	Rocket Fuel	Software	208,897%	Redwood City	CA	George John
2	Acquia	Software	84,171%	Burlington	MA	Thomas Erickson
3	MeetMe, Inc.	Internet	83,209%	New Hope	PA	Geoff Cook
4	Fusion-io, Inc.	Semiconductors	55,355%	Salt Lake City	UT	Shane Robison
5	OpenX	Software	44,075%	Pasadena	CA	Tim Cadogan
6	FireEye	Communications/Networking	36,667%	Milpitas	CA	David DeWalt
7	HeartWare Inc.	Medical Devices	33,310%	Framingham	MA	Doug Godshall
8	Boston Heart Diagnostics	Biotechnology/Pharmaceutical	32,031%	Framingham	MA	Susan Hertzberg
9	MaxPoint	Internet	31,723%	Morrisville	NC	Joe Epperson
10	BioDelivery Sciences International, Inc.	Biotechnology/Pharmaceutical	20,639%	Raleigh	NC	Mark A. Sirgo, Pharm.D.

# Facts and figures

**5** of the top 10 are **private companies**



**Software sector**  
leads with **241 companies**

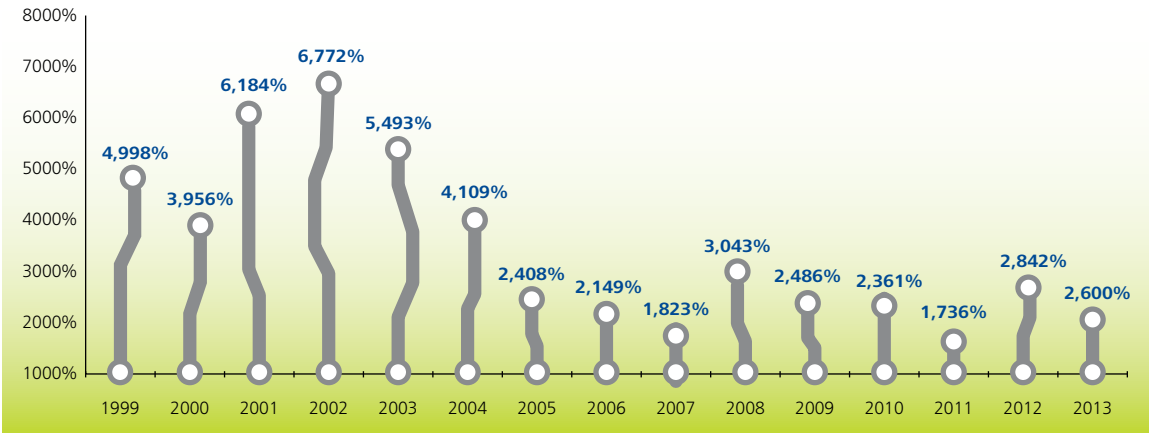


**58%** have received **venture capital funding**

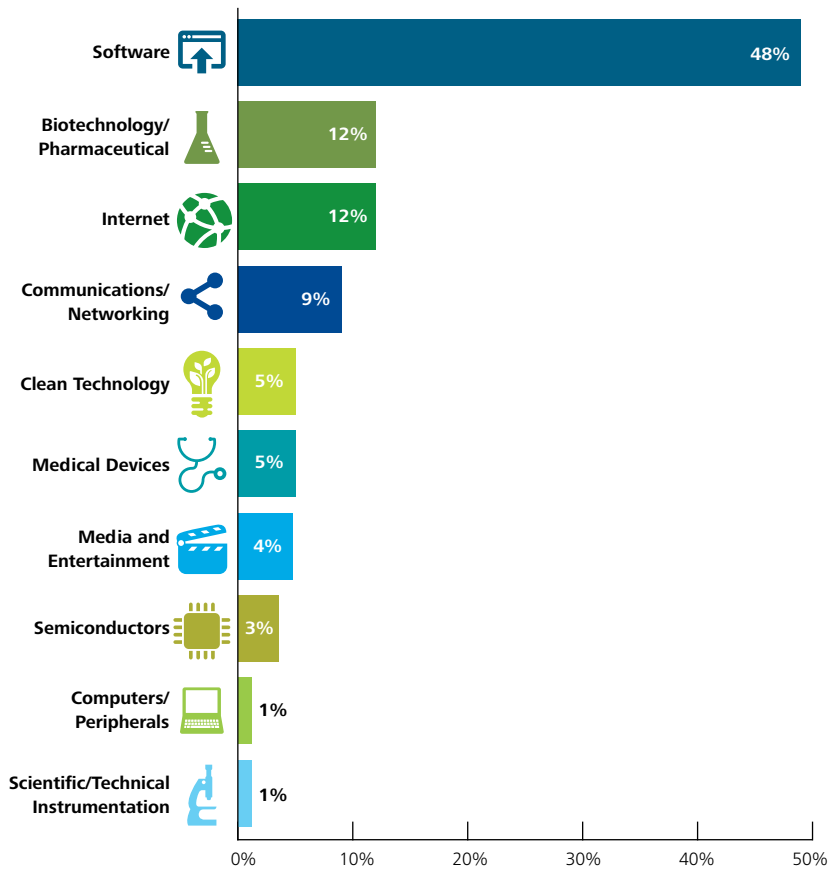
Technology Fast 500™ Companies Average Percentage Growth, by Industry

Industry	2009	2010	2011	2012	2013
Communications/Networking	3,289%	4,420%	328%	5,025%	1,786%
Computers/Peripherals	2,557%	2,811%	1,631%	280%	2,843%
Media/Entertainment	3,278%	458%	2,572%	4,369%	2,317%
Internet	4,026%	911%	1,313%	1,935%	3,370%
Semiconductor	3,686%	589%	1,583%	838%	4,515%
Software	975%	1,009%	1,849%	982%	2,503%
Biotechnology/Pharmaceutical	4,549%	4,485%	1,914%	3,734%	2,723%
Medical Devices	2,321%	703%	299%	931%	2,829%
Clean Technology	2,777%	1,615%	3,212%	11,032%	1,873%
Scientific/Technical Instrumentation	1,750%	9,769%	1,009%	232%	186%
<b>Grand Total</b>	<b>2,486%</b>	<b>2,355%</b>	<b>1,736%</b>	<b>2,774%</b>	<b>2,600%</b>

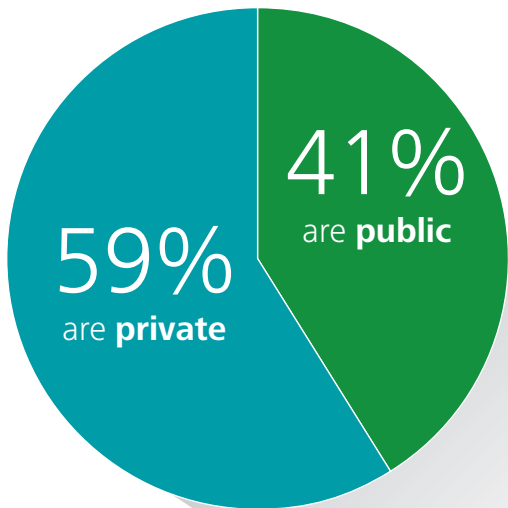
Technology Fast 500™ Companies Average Percentage Growth Rate



Technology Fast 500™ Companies by Industry Segment



23  
have growth in excess of  
**10,000%**



# Facts and figures (cont.)

Technology Fast 500™ Companies by Company Headquarters



# The List

The following listing has been sorted by industry and rank. To view the list by overall ranking, visit [www.Fast500.com](http://www.Fast500.com). Ranking determined based on a tenth of a percentile.

Communications/Networking					
Rank	Company name	% Growth	City	St./Prov.	CEO name
6	FireEye	36,667%	Milpitas	CA	David DeWalt
30	Palo Alto Networks	8,072%	Santa Clara	CA	Mark D. McLaughlin
31	Network Solutions Provider	7,752%	El Segundo	CA	Phillip D. Walker
41	Aerohive Networks	6,550%	Sunnyvale	CA	David Flynn
70	Flowroute	2,913%	Seattle	WA	Bayan Towfiq
102	CFN Services	1,671%	Herndon	VA	Mark Casey
103	Accedian Networks	1,660%	St. Laurent	QC	Patrick Ostiguy
109	Ubiquiti Networks, Inc.	1,476%	San Jose	CA	Robert J. Pera
126	Star2Star Communications	1,123%	Sarasota	FL	Norman Worthington
129	CenTrak	1,042%	Newtown	PA	Ari Naim, Ph.D.
137	Phone Power	958%	Canoga Park	CA	Jim Murphy
184	CallFire	583%	Santa Monica	CA	Dinesh Ravishanker
186	Ruckus Wireless, Inc.	579%	Sunnyvale	CA	Selina Lo
197	Gogo LLC	535%	Itasca	IL	Michael Small
215	nexVortex	488%	Herndon	VA	Fred Fromm
231	Procera Networks	417%	Fremont	CA	James F. Brear
240	Solace Systems	395%	Kanata	ON	Craig Betts
248	Gigamon	378%	Milpitas	CA	Paul Hooper
251	Mellanox Technologies	365%	Sunnyvale	CA	Eyal Waldman
282	Telesphere	316%	Scottsdale	AZ	Clark Peterson
286	Haivision Network Video	311%	Montreal	QC	Miroslav Wicha
297	FiberLight, LLC	292%	Alpharetta	GA	Kevin B. Coyne
319	Tantalus Systems Corp.	254%	Burnaby	BC	Eric Murray
333	Kratos Defense & Security Solutions, Inc.	239%	San Diego	CA	Eric DeMarco
355	eOn Communications Corp.	222%	Corinth	MS	James W. Hopper
366	Message Systems	211%	Columbia	MD	George Schlossnagle
369	BlackBerry	207%	Waterloo	ON	Thorsten Heins
372	Telx	206%	New York	NY	Chris Downie
380	Infoblox	202%	Santa Clara	CA	Robert Thomas
381	Park City Group, Inc.	202%	Salt Lake City	UT	Randy Fields
387	Concept Solutions	197%	Reston	VA	Phong Mai
392	Sourcefire, Inc. (now part of Cisco)	195%	Columbia	MD	John Chambers
397	Aruba Networks, Inc.	190%	Sunnyvale	CA	Dominic Orr
416	Airbiquity Inc.	179%	Seattle	WA	Kamyar Moinzadeh

# The List (cont.)

Communications/Networking					
Rank	Company name	% Growth	City	St./Prov.	CEO name
433	Equinix	169%	Redwood City	CA	Steve Smith
436	SA Photonics	168%	Los Gatos	CA	Jim Coward
441	Inilex	165%	Phoenix	AZ	Michael Maledon
451	In Motion Technology Inc.	160%	New Westminster	BC	Dean Rockwell
465	Vocera Communications, Inc.	153%	San Jose	CA	Brent Lang
468	Optelian	152%	Ottawa	ON	David Weymouth
469	Fortinet, Inc.	152%	Sunnyvale	CA	Ken Xie
473	Riverbed Technology	151%	San Francisco	CA	Jerry Kennelly
493	Ceryx	144%	Toronto	ON	Gus Harsfai
499	Finisar Corporation	137%	Sunnyvale	CA	Jerry S. Rawls

Computers/Peripherals					
Rank	Company name	% Growth	City	St./Prov.	CEO name
15	Amped Wireless	12,676%	Chino	CA	Jason Owen
47	Woodman Labs, Inc. (dba GoPro)	6,059%	San Mateo	CA	Nicholas Woodman
250	Blue Microphones	366%	Westlake Village	CA	John Maier
337	Identive Group, Inc.	234%	Santa Ana	CA	Jason Hart
373	Futura Mobility LLC	206%	Fort Washington	PA	David Gulian
374	Silicon Graphics International Corp.	204%	Fremont	CA	Jorge L. Titingier
462	3D Systems	155%	Rock Hill	SC	Avi N. Reichental

Media/Entertainment					
Rank	Company name	% Growth	City	St./Prov.	CEO name
17	Kabam	11,883%	San Francisco	CA	Kevin Chou
32	Video Blocks	7,751%	Reston	VA	Joel Holland
42	Zynga Inc.	6,501%	San Francisco	CA	Don Matrick
53	Vubiquity	5,377%	Reston	VA	Doug Sylvester
73	Millennial Media	2,729%	Baltimore	MD	Paul Palmieri
93	BrightRoll	1,823%	San Francisco	CA	Tod Sacerdoti
95	Pandora Media, Inc.	1,819%	Oakland	CA	Brian McAndrews
97	Facebook, Inc.	1,771%	Menlo Park	CA	Mark Zuckerberg
105	OneScreen	1,615%	Irvine	CA	Atul Patel
131	Yelp Inc.	1,033%	San Francisco	CA	Jeremy Stoppelman
138	RealD Inc.	955%	Beverly Hills	CA	Michael V. Lewis

# The List (cont.)

Media/Entertainment					
Rank	Company name	% Growth	City	St./Prov.	CEO name
157	Eventful	788%	San Diego	CA	Jordan Glazier
196	Stingray Digital Group	537%	Montreal	QC	Eric Boyko
253	Healthcare Data Solutions	355%	Irvine	CA	Tim Slevin
257	FAB Universal Corp.	350%	Pittsburgh	PA	Chris Spencer
299	TransGaming	288%	Toronto	ON	Vikas Gupta
332	Outerwall Inc.	239%	Bellevue	WA	J. Scott Di Valerio
370	The Orchard	207%	New York	NY	Brad Navin
422	Bankrate, Inc.	174%	North Palm Beach	FL	Thomas R. Evans
476	Digital Generation, Inc.	150%	Irving	TX	Neil Nguyen

Internet					
Rank	Company name	% Growth	City	St./Prov.	CEO name
3	MeetMe, Inc.	83,209%	New Hope	PA	Geoff Cook
9	MaxPoint	31,723%	Morrisville	NC	Joe Epperson
22	Prodege LLC/Swagbucks.com	10,226%	El Segundo	CA	Josef Gorowitz
28	Spongecell	8,505%	New York	NY	Ben Kartzman
40	SpotXchange	6,729%	Westminster	CO	Mike Shehan
45	PubMatic	6,185%	Redwood City	CA	Rajeev Goel
51	CampusExplorer.com	5,636%	Santa Monica	CA	Jerry Slavonia
56	Rubicon Project	4,532%	Los Angeles	CA	Frank Addante
58	Dstillery	4,311%	New York	NY	Tom Phillips
60	Sojern	3,811%	San Francisco	CA	Mark Rabe
63	TeleSign	3,452%	Marina del Rey	CA	Steve Jillings
79	WeddingWire, Inc.	2,421%	Chevy Chase	MD	Timothy Chi
85	Lumosity	2,137%	San Francisco	CA	Kunal Sarkar
86	eXelate	2,129%	New York	NY	Mark Zagorski
87	EdgeCast Networks	2,111%	Santa Monica	CA	Alex Kazerani
91	MediaMath	1,926%	New York	NY	Joe Zawadzki
98	ScanDigital, Inc.	1,735%	Torrance	CA	Anderson Schoenrock
104	Bongo International	1,640%	Bridgeport	CT	Craig Turnbull
106	RepEquity	1,596%	Washington	DC	Tripp Donnelly
108	Rise Interactive	1,566%	Chicago	IL	Jon Morris
112	Borderfree	1,427%	New York	NY	Michael DeSimone
125	LinkedIn Corporation	1,134%	Mountain View	CA	Jeff Weiner
127	DataSphere Technologies	1,090%	Bellevue	WA	Satbir Khanuja
130	PayLease, LLC	1,039%	San Diego	CA	Dave Dutch



# The List (cont.)

Internet					
Rank	Company name	% Growth	City	St./Prov.	CEO name
133	Zillow	1,003%	Seattle	WA	Spencer Rascoff
139	Bazaarvoice, Inc.	950%	Austin	TX	Stephen Collins
147	Payoneer	905%	New York	NY	Scott Galit
154	TrueCar	807%	Santa Monica	CA	Scott Painter
162	Trulia, Inc.	744%	San Francisco	CA	Pete Flint
166	HealthPlanOne	679%	Shelton	CT	William Stapleton
174	Usablenet	634%	New York	NY	Nick Taylor
180	Yodle	602%	New York	NY	Court Cunningham
189	Hightail	559%	Campbell	CA	Brad Garlinghouse
194	SNAP Interactive	539%	New York	NY	Cliff Lerner
195	DigiCert, Inc.	538%	Lehi	UT	Nicholas Hales
201	InstaMed	524%	Philadelphia	PA	Bill Marvin
210	Dyn	501%	Manchester	NH	Jeremy Hitchcock
214	TakeLessons	490%	San Diego	CA	Steven Cox
218	QuoteWizard	484%	Seattle	WA	Scott Peyree
237	SherWeb	403%	Sherbrooke	QC	Peter Cassar
245	Nexcess.net	388%	Southfield	MI	Chris Wells
252	Angie's List, Inc.	360%	Indianapolis	IN	William S. Oesterle
268	Tagged	337%	San Francisco	CA	Greg Tseng
277	BuildASign.com	322%	Austin	TX	Dan Graham
283	Local Splash	314%	Costa Mesa	CA	Steve Yeich
306	One Technologies, LP	280%	Dallas	TX	Mark Henry
329	HomeAway, Inc.	241%	Austin	TX	Brian Sharples
330	Web.com Group, Inc.	239%	Jacksonville	FL	David L. Brown
334	RKG	238%	Charlottesville	VA	George Gallate
356	Shutterstock, Inc.	222%	New York	NY	Jon Oringer
367	ReachLocal	210%	Woodland Hills	CA	David Carlick
368	Athenahealth, Inc.	210%	Watertown	MA	Jonathan Bush
379	Healthline Networks	202%	San Francisco	CA	Dean Stephens
383	Shutterfly, Inc.	200%	Redwood City	CA	Jeff Housenbold
398	OpenTable, Inc.	189%	San Francisco	CA	Matthew Roberts
407	RevenueWire	183%	Victoria	BC	Bobbi Leach
415	Priceline.com Incorporated	179%	Norwalk	CT	Jeffery H. Boyd
431	Beyond.com	170%	King of Prussia	PA	Rich Milgram
450	Blucora	160%	Bellevue	WA	Bill Ruckelshaus
460	Local Corporation	156%	Irvine	CA	Heath Clarke
495	MotionPoint Corporation	143%	Coconut Creek	FL	Will Fleming

# The List (cont.)

Semiconductor					
Rank	Company name	% Growth	City	St./Prov.	CEO name
4	Fusion-io, Inc.	55,355%	Salt Lake City	UT	Shane Robison
49	Audience, Inc.	5,764%	Mountain View	CA	Peter Santos
78	GainSpan Corporation	2,484%	San Jose	CA	Greg Winner
92	InvenSense, Inc.	1,867%	San Jose	CA	Behrooz Abdi
101	5N Plus inc.	1,681%	Saint-Laurent	QC	Jacques L'Écuyer
128	M/A-COM Technology Solutions Inc.	1,089%	Lowell	MA	John Croteau
144	Arteris	922%	Sunnyvale	CA	K. Charles Janac
153	API Technologies Corp.	811%	Orlando	FL	Bel Lazar
167	BinOptics Corporation	678%	Ithaca	NY	Alex Behfar, Ph.D.
258	DCG Systems	349%	Fremont	CA	Israel Niv, Ph.D.
305	GigOptix Inc.	280%	San Jose	CA	Avi Katz, Ph.D.
361	MEMSIC, Inc.	218%	Andover	MA	Yang Zhao, Ph.D.
365	MaxLinear, Inc.	212%	Carlsbad	CA	Kishore Seendripu, Ph.D.
427	Cavium, Inc.	172%	San Jose	CA	Syed Ali
445	OCZ Technology Group, Inc.	163%	San Jose	CA	Ralph Schmitt
487	IPG Photonics Corporation	146%	Oxford	MA	Valentin P. Gapontsev, Ph.D.

Software					
Rank	Company name	% Growth	City	St./Prov.	CEO name
1	Rocket Fuel	208,897%	Redwood City	CA	George John
2	Acquia	84,171%	Burlington	MA	Thomas Erickson
5	OpenX	44,075%	Pasadena	CA	Tim Cadogan
12	BlueKai	14,281%	Cupertino	CA	Omar Tawakol
16	Perfect Market	12,223%	Pasadena	CA	Julie Schoenfeld
20	Opower	10,463%	Arlington	VA	Daniel Yates
21	QuickMobile	10,444%	Vancouver	BC	Patrick Payne
23	EngagePoint	10,133%	Fort Lauderdale	FL	Pradeep Goel
26	Elemental Technologies	9,482%	Portland	OR	Sam Blackman
29	Innovolt	8,234%	Atlanta	GA	Jim Mitropoulos
34	Apigee Corporation	7,295%	Palo Alto	CA	Chet Kapoor
35	TubeMogul	7,188%	Emeryville	CA	Brett Wilson
38	Miovision Technologies, Inc.	6,839%	Kitchener	ON	Kurtis McBride
43	Marketo	6,378%	San Mateo	CA	Phil Fernandez
44	HireVue, Inc.	6,244%	South Jordan	UT	Mark Newman
48	Act-On Software, Inc.	5,839%	Beaverton	OR	Raghu Raghavan, Ph.D.
50	Axcient	5,692%	Mountain View	CA	Justin Moore

# The List (cont.)

Software					
Rank	Company name	% Growth	City	St./Prov.	CEO name
52	BoomTown	5,486%	Charleston	SC	Grier Allen
54	ActivEngage	5,266%	Maitland	FL	Todd Smith
55	Guavus	5,035%	San Mateo	CA	Anukool Lakhina
57	Clarity Software Solutions, Inc.	4,532%	Madison	CT	Sean Rotermund
61	FastSpring	3,740%	Santa Barbara	CA	Tom Tzakis
62	SailPoint	3,483%	Austin	TX	Mark McClain
65	EagleView Technologies	3,332%	Bothell	WA	Chris Barrow
66	Puppet Labs	3,275%	Portland	OR	Luke Kanies
67	Recondo Technology	3,241%	Greenwood Village	CO	George F. "Rick" Adam, Jr.
69	Mixpo	3,013%	Seattle	WA	Anupam Gupta
75	ServiceNow	2,675%	San Diego	CA	Frank Slotman
77	Janrain	2,502%	Portland	OR	Larry Drebes
80	RainKing Solutions	2,320%	Bethesda	MD	Bill Kapner
81	Chrome River Technologies	2,319%	Los Angeles	CA	Alan Rich
82	HubSpot	2,272%	Cambridge	MA	Brian Halligan
83	Marin Software	2,165%	San Francisco	CA	Chris Lien
84	Shopify	2,163%	Ottawa	ON	Tobias Lütke
88	Box	2,111%	Los Altos	CA	Aaron Levie
89	Workday, Inc.	2,001%	Pleasanton	CA	Aneel Bhusri/Dave Duffield
96	Avigilon Corporation	1,801%	Vancouver	BC	Alexander Fernandes
99	InsideView	1,704%	San Francisco	CA	Umberto Milletti
100	kCura	1,691%	Chicago	IL	Andrew H. Sieja
107	NetProspex	1,587%	Waltham	MA	Michael Bird
110	Acquisio Inc.	1,445%	Brossard	QC	Martin Le Sauteur
113	Netwrix Corporation	1,396%	Irvine	CA	Michael Fimin
114	Moz	1,374%	Seattle	WA	Rand Fishkin
116	Geoforce	1,343%	Coppell	TX	James MacLean, III
118	Real Matters	1,282%	Markham	ON	Jason Smith
119	AirWatch	1,278%	Atlanta	GA	John Marshall
121	Veracode	1,233%	Burlington	MA	Bob Brennan
122	Splunk Inc.	1,233%	San Francisco	CA	Godfrey Sullivan
124	Jobvite	1,166%	Burlingame	CA	Dan Finnigan
134	Archer	973%	Seattle	WA	Matt Harris
135	Kinnser Software	973%	Austin	TX	Chris Hester
136	Demandware, Inc.	964%	Burlington	MA	Thomas Ebling
140	Contact At Once!	947%	Alpharetta	GA	John Hanger
141	Achievers	943%	San Francisco	CA	Patrick D. Quirk
142	Carbonite, Inc.	925%	Boston	MA	David Friend

# The List (cont.)

Software					
Rank	Company name	% Growth	City	St./Prov.	CEO name
146	Billhighway	912%	Troy	MI	Doug Gregory
148	MuleSoft	901%	San Francisco	CA	Greg Schott
149	Tableau Software	868%	Seattle	WA	Christian Chabot
150	Securefact	858%	Toronto	ON	Gabor Horvath
152	AXIOM Sales Force Development	822%	Richardson	TX	Bob Sanders
156	Kareo	797%	Irvine	CA	Dan Rodrigues
158	CDYNE Corporation	782%	Chesapeake	VA	James Keown
161	Teradici	750%	Burnaby	BC	Dan Cordingley
163	Paymentus Corporation	741%	Richmond Hill	ON	Dushyant Sharma
165	INRIX	705%	Kirkland	WA	Bryan Mistele
168	Zenoss, Inc.	661%	Annapolis	MD	Bill Karpovich
169	Clevest	657%	Richmond	BC	Thomas Ligocki
171	Boréalix	641%	MAGOG	QC	Jules Paquette
172	Agiliance	640%	Sunnyvale	CA	Joe Fantuzzi
173	SCIO Health Analytics	635%	West Hartford	CT	Siva Namasivayam
175	Llamasoft, Inc.	630%	Ann Arbor	MI	Donald Hicks
176	Promevo	626%	Erlanger	KY	Aaron Gumz
177	Adometry, Inc.	625%	Austin	TX	Paul Pellman
178	Telogis, Inc.	624%	Aliso Viejo	CA	David Cozzens
179	HealthEquity, Inc.	618%	Draper	UT	Dr. Stephen D. Neeleman, M.D.
182	Rally Software Development Corp.	590%	Boulder	CO	Tim Miller
183	AvePoint	590%	Jersey City	NJ	Xunkai Gong/Tianyi Jiang, Ph.D.
185	Dealer.com	580%	Burlington	VT	Rick Gibbs
187	Jive	571%	Palo Alto	CA	Tony Zingale
188	Vocalocity	563%	Atlanta	GA	Wain Kellum
190	Location Labs	557%	Emeryville	CA	Tasso Roumeliotis
191	SevOne, Inc.	554%	Wilmington	DE	Jack Sweeney
198	G5	530%	Bend	OR	Dan Hobin
199	Outsell, LLC	527%	Minneapolis	MN	Mike Wethington
200	Digital Reasoning	526%	Franklin	TN	Tim Estes
202	Pluralsight	522%	Layton	UT	Aaron Skonnard
203	Atlas RFID Solutions, LLC	515%	Birmingham	AL	Robert Fuqua
206	MarketShare	503%	Los Angeles	CA	Jon Vein/Wes Nichols
209	RAMP	502%	Boston	MA	Tom Wilde
211	Cornerstone OnDemand	501%	Santa Monica	CA	Adam Miller
219	Etransmedia Technology, Inc.	483%	Troy	NY	Vik Agrawal
220	Adaptive Planning	483%	Mountain View	CA	John Herr
221	AlgoSec	482%	Boston	MA	Yuval Baron

# The List (cont.)

Software					
Rank	Company name	% Growth	City	St./Prov.	CEO name
223	Brightree LLC	476%	Lawrenceville	GA	Dave Cormack
224	Connexon Telecom Inc.	471%	Montreal	QC	Lev Deich
225	SkillSurvey, Inc.	455%	Wayne	PA	Ray Bixler
226	Relias Learning	444%	Cary	NC	James Triandiflou
227	Jasper Wireless, Inc.	442%	Mountain View	CA	Jahangir Mohammed
228	MINDBODY	437%	San Luis Obispo	CA	Rick Stollmeyer
230	eVestment	428%	Marietta	GA	Jim Minnick
233	Avalara Inc.	411%	Bainbridge Island	WA	Scott McFarlane
235	iPipeline	407%	Exton	PA	Tim Wallace
236	BlackLine Systems	405%	Los Angeles	CA	Therese Tucker
238	Motionsoft, Inc.	399%	Rockville	MD	Al Noshirvani
239	Geotab Inc.	399%	Oakville	ON	Neil Cawse
241	Recommind	390%	San Francisco	CA	Bob Tennant
242	Five9, Inc.	390%	San Ramon	CA	Mike Burkland
243	Xtime	389%	Redwood City	CA	Neal East
244	AlienVault, Inc.	389%	San Mateo	CA	Barmak Meftah
247	VIZIYA Corporation	381%	Hamilton	ON	John Vujicic
254	Telenav, Inc.	355%	Sunnyvale	CA	HP Jin
255	Global Relay	354%	Vancouver	BC	Warren Roy
256	QHR Technologies Inc.	352%	Kelowna	BC	Al Hildebrandt
259	Higher One Holdings, Inc.	349%	New Haven	CT	Mark Volchek
260	Billtrust	348%	Hamilton	NJ	Flint Lane
261	Salesify	345%	Redwood City	CA	Gurdeep Chimni
262	Quantum Retail Technology	345%	Minneapolis	MN	Steve Buege
263	MDOL	345%	Parsippany	NJ	Bill Bartzak
264	BigMachines, Inc.	342%	Deerfield	IL	David Bonnette
265	ArdentMC	341%	Reston	VA	Brandon LaBonte
270	Bronto Software	331%	Durham	NC	Joe Colopy
271	TOA Technologies	330%	Beachwood	OH	Yuval Brisker
272	Symbility Solutions	329%	Toronto	ON	James Swayze
273	Confio Software	329%	Boulder	CO	Matt Larson
276	Doxim	326%	Markham	ON	Chris Rasmussen
278	Optoro, Inc.	321%	Lanham	MD	Toby Moore
279	Velocify, Inc.	319%	El Segundo	CA	Nick Hedges
280	LDIScovery	317%	McLean	VA	Chris Weiler
281	LeisureLink, Inc.	316%	Pasadena	CA	Thomas Lamb
284	Tangoe, Inc.	312%	Orange	CT	Al Subbloie
288	Bluebeam Software	305%	Pasadena	CA	Richard Lee

# The List (cont.)

Software					
Rank	Company name	% Growth	City	St./Prov.	CEO name
289	Accellion Inc.	304%	Palo Alto	CA	Yorgen Edholm
291	PrimeRevenue, Inc.	304%	Atlanta	GA	PJ Bain
292	QuickPlay Media	302%	Toronto	ON	Wayne Purboo
295	Allscripts Healthcare Solutions, Inc.	297%	Chicago	IL	Paul Black
296	Unitrends, Inc.	292%	Columbia	SC	Michael Coney
300	Clarabridge	286%	Reston	VA	Sid Banerjee
301	Tenable Network Security, Inc.	285%	Columbia	MD	Ron Gula
303	Reval	284%	New York	NY	Jiro Okochi
304	Jaspersoft Corporation	281%	San Francisco	CA	Brian Gentile
307	Primatics	278%	McLean	VA	Kevin Hesselbirg
308	ZeOmega	278%	Frisco	TX	Sam Rangaswamy
312	CarProof	263%	London	ON	Paul Antony
313	Liaison Technologies	261%	Alpharetta	GA	Bob Renner
314	Brightcove, Inc.	259%	Boston	MA	David Mendels
316	Winshuttle	256%	Bothell	WA	Lewis Carpenter
317	RAGE Frameworks	255%	Westwood	MA	Venkat Srinivasan
318	Edifecs	254%	Bellevue	WA	Sunny Singh
320	InteleX Technologies Inc.	253%	Toronto	ON	Mark Jaine
321	iBwave	251%	Saint-Laurent	QC	Mario Bouchard
322	PointClickCare (Wescom Solutions Inc.)	251%	Mississauga	ON	Michael Wessinger
323	GeoDigital International Inc.	251%	Hamilton	ON	Alastair Jenkins
325	SRSsoft	248%	Montvale	NJ	Evan Steele
327	Veson Nautical	245%	Boston	MA	John Veson
338	Kyriba	234%	San Diego	CA	Jean-Luc Robert
339	NexJ Systems Inc.	233%	Toronto	ON	William M. Tatham
342	Apprio, Inc.	232%	Washington	DC	Darryl F. Britt
343	Smarsh	231%	Portland	OR	Stephen Marsh
344	AtTask	229%	Lehi	UT	Eric Morgan
345	QlikTech	229%	Radnor	PA	Lars Björk
346	Guidewire Software, Inc.	228%	Foster City	CA	Marcus Ryu
347	Vital Insights	227%	Mississauga	ON	Jason Tryfon
348	Wave Systems Corp.	227%	Lee	MA	Bill Solms
349	Central Desktop	227%	Pasadena	CA	Isaac Garcia
350	Responsys	225%	San Bruno	CA	Dan Springer
352	Imperva, Inc.	224%	Redwood Shores	CA	Shlomo Kramer
353	PHD Virtual	224%	Philadelphia	PA	James Legg
357	XIFIN, Inc.	221%	San Diego	CA	Lale White
359	Greenway Medical Technologies, Inc.	220%	Carrollton	GA	Wyche T. Green, III

# The List (cont.)

Software					
Rank	Company name	% Growth	City	St./Prov.	CEO name
360	Cvent Inc.	219%	McLean	VA	Reggie Aggarwal
364	K12 Inc.	213%	Herndon	VA	Ron Packard
371	Shopatron, Inc.	206%	San Luis Obispo	CA	Ed Stevens
375	GuestLogix	204%	Toronto	ON	Brett Proud
376	Ellie Mae, Inc.	203%	Pleasanton	CA	Sigmund Anderman
377	LifeLock, Inc.	203%	Tempe	AZ	Todd Davis
378	Salesforce.com, Inc.	203%	San Francisco	CA	Marc Benioff
382	InsideSales.com	201%	Provo	UT	David Elkington
384	Paylocity	199%	Arlington Heights	IL	Steve Beauchamp
386	Evolution1	197%	Fargo	ND	Jeff Young
389	TIO Networks	196%	Vancouver	BC	Hamed Shahbazi
391	Solium Capital	195%	Calgary	AB	Mike Broadfoot
393	BA Insight	193%	New York	NY	Gary Traynor
394	Halfpenny Technologies	193%	Blue Bell	PA	Tim Kowalski
395	TEOCO	192%	Fairfax	VA	Atul Jain
396	Terapeak	191%	Victoria	BC	Kevin North
399	Constant Contact	189%	Waltham	MA	Gail Goodman
400	SolarWinds, Inc.	189%	Austin	TX	Kevin B. Thompson
402	WealthEngine, Inc.	187%	Bethesda	MD	Tony Glowacki
403	RealPage, Inc.	186%	Carrollton	TX	Steve Winn
404	WideOrbit Inc.	185%	San Francisco	CA	Eric R. Mathewson
405	ByAllAccounts	185%	Woburn	MA	James Carney
406	Notable Solutions Inc. (Nsi)	185%	Rockville	MD	Mehdi Tehrani
408	Lexipol	182%	Aliso Viejo	CA	Ron Wilkerson
411	eMaint Enterprises	181%	Marlton	NJ	Brian Samelson
414	ACD	180%	Carlsbad	CA	Ernie Bray
417	IC Manage, Inc.	178%	Campbell	CA	Dean Draco
418	Proofpoint, Inc.	178%	Sunnyvale	CA	Gary Steele
419	HealthcareSource	177%	Woburn	MA	Peter Segall
420	Prophix	177%	Mississauga	ON	Paul Barber
423	Yardstick Testing & Training	174%	Edmonton	AB	Greg Kureluk
425	Clever Devices	173%	Woodbury	NY	Frank Ingrassia
426	Trace One	172%	Boston	MA	Jerome Malavoy
428	IGNIFY	171%	Long Beach	CA	Sandeep Walia
430	EPAM Systems Inc.	170%	Newtown	PA	Arkadij Dobkin
432	Aimetis Corporation	169%	Waterloo	ON	Marc Holtenhoff
434	Besi	169%	Calgary	AB	Wayne Sim
435	Vormetric	169%	San Jose	CA	Alan Kessler

# The List (cont.)

Software					
Rank	Company name	% Growth	City	St./Prov.	CEO name
437	LogMeIn, Inc.	168%	Boston	MA	Michael Simon
438	BroadSoft, Inc.	167%	Gaithersburg	MD	Michael Tessler
439	IntelliResponse Systems Inc.	166%	Toronto	ON	David Lloyd
440	Imprivata	165%	Lexington	MA	Omar Hussain
444	TITUS	163%	Ottawa	ON	Tim Upton
446	EnerNOC, Inc.	162%	Boston	MA	Tim Healy
447	EASi	162%	Pleasanton	CA	Michael Boese
452	Education Management Solutions, Inc.	159%	Exton	PA	Anurag Singh
453	Sesame Communications	158%	Seattle	WA	Diana P. Friedman, M.A., MBA
455	Document Security Systems, Inc.	158%	Rochester	NY	Jeff Ronaldi
456	Coverity	158%	San Francisco	CA	Anthony Bettencourt
458	Enghouse Systems Limited	157%	Markham	ON	Stephen Sadler
459	The SAVO Group, Ltd.	157%	Chicago	IL	Mark O'Connell
463	ResponseTek	154%	Vancouver	BC	Syed Hasan
464	Valence Health	154%	Chicago	IL	Phil Kamp
466	Constellation Software Inc.	153%	Toronto	ON	Mark Leonard
467	Desire2Learn	153%	Kitchener	ON	John Baker
470	Covario	152%	San Diego	CA	Russ Mann
471	Bridgevine Inc.	152%	Vero Beach	FL	Sean Barry
472	SPS Commerce, Inc.	151%	Minneapolis	MN	Archie C. Black
474	Triple Point Technology	150%	Westport	CT	Brad Hamlin*
477	Fishbowl	150%	Orem	UT	David K. Williams
478	GPS Insight	149%	Scottsdale	AZ	Robert Donat
480	Navicure	149%	Duluth	GA	Jim Denny
481	OmniComm Systems, Inc.	148%	Ft. Lauderdale	FL	Cornelis F. Wit
483	Health Advocate, Inc.	148%	Plymouth Meeting	PA	Michael Cardillo
484	Vision Critical	147%	Vancouver	BC	Andrew Reid
485	Synchronoss Technologies	147%	Bridgewater	NJ	Stephen G. Waldis
486	Rackspace Hosting, Inc.	146%	San Antonio	TX	Lanham Napier
489	VMware, Inc.	145%	Palo Alto	CA	Pat Gelsinger
490	Achieve3000	145%	Lakewood	NJ	Saki Dodelson
491	Genetec Inc.	144%	Saint-Laurent	QC	Pierre Raczy
496	ServiceSource International, Inc.	143%	San Francisco	CA	Mike Smerklo
497	The Active Network, Inc.	142%	San Diego	CA	Jon Belmonte

\* COO



# The List (cont.)

Biotechnology/Pharmaceutical					
Rank	Company name	% Growth	City	St./Prov.	CEO name
8	Boston Heart Diagnostics	32,031%	Framingham	MA	Susan Hertzberg
10	BioDelivery Sciences International, Inc.	20,639%	Raleigh	NC	Mark A. Sirgo, Pharm. D.
11	NeoStem	17,053%	New York	NY	Robin L. Smith, MBA, M.D.
13	Merrimack Pharmaceuticals, Inc.	13,303%	Cambridge	MA	Robert J. Mulroy
24	Optimer Pharmaceuticals, Inc.	9,825%	Jersey City	NJ	Hank McKinnell, Ph.D.
25	Titan Pharmaceuticals, Inc.	9,649%	South San Francisco	CA	Sunil Bhonsle
27	Crescendo Bioscience	8,753%	South San Francisco	CA	William A. Hagstrom
33	Incyte Corporation	7,480%	Wilmington	DE	Paul A. Friedman, M.D.
37	diaDexus, Inc.	6,991%	South San Francisco	CA	Brian E. Ward, Ph.D.
39	Endocyte, Inc.	6,836%	West Lafayette	IN	P. Ron Ellis
59	AMAG Pharmaceuticals, Inc.	4,305%	Lexington	MA	William K. Heiden
71	Immune Pharmaceuticals Inc.	2,845%	Tarrytown	NY	Robert W. Cook
72	Pacific Biosciences of California, Inc.	2,784%	Menlo Park	CA	Michael Hunkapiller
90	Novavax, Inc.	1,975%	Rockville	MD	Stanley C. Erck
111	Sagent Pharmaceuticals, Inc.	1,429%	Schaumburg	IL	Jeffrey Yordon
115	Medivation, Inc.	1,345%	San Francisco	CA	David Hung, M.D.
120	Neurocrine Biosciences, Inc.	1,237%	San Diego	CA	Kevin C. Gorman, Ph.D.
151	Spectrum Pharmaceuticals, Inc.	832%	Henderson	NV	Rajesh C. Shrotriya, M.D.
155	Immunomedics, Inc.	797%	Morris Plains	NJ	Cynthia L. Sullivan
160	Vertex Pharmaceuticals Incorporated	770%	Cambridge	MA	Jeffrey Leiden, M.D., Ph.D.
164	Ironwood Pharmaceuticals, Inc.	717%	Cambridge	MA	Peter M. Hecht, Ph.D.
181	Idenix Pharmaceuticals, Inc.	593%	Cambridge	MA	Ronald C. Renaud, Jr.
193	Acorda Therapeutics, Inc.	539%	Ardsley	NY	Ron Cohen, M.D.
208	Agenus Inc.	502%	Lexington	MA	Garo H. Armen, Ph.D.
212	Seattle Genetics, Inc.	498%	Bothell	WA	Clay B. Siegall, Ph.D.
213	Avanir Pharmaceuticals, Inc.	493%	Aliso Viejo	CA	Keith A. Katkin
216	Theravance, Inc.	488%	South San Francisco	CA	Rick E. Winningham
222	Regeneron Pharmaceuticals, Inc.	478%	Tarrytown	NY	Leonard S. Schleifer, M.D., Ph.D.
229	Questcor Pharmaceuticals, Inc.	435%	Anaheim Hills	CA	Don M. Bailey
232	Omeros Corporation	415%	Seattle	WA	Gregory A. Demopoulos, M.D.
246	Halozyme Therapeutics, Inc.	383%	San Diego	CA	Gregory I. Frost, Ph.D.
249	Valeant Pharmaceuticals International, Inc.	368%	Laval	QC	J. Michael Pearson
266	Momenta Pharmaceuticals, Inc.	339%	Cambridge	MA	Craig A. Wheeler
267	Alexion Pharmaceuticals, Inc.	338%	Cheshire	CT	Leonard Bell, M.D.
269	OriGene Technologies, Inc.	334%	Rockville	MD	Wei-Wu He, Ph.D.
274	BioLife Solutions, Inc.	328%	Bothell	WA	Michael Rice
285	Salix Pharmaceuticals, Inc.	311%	Raleigh	NC	Carolyn J. Logan
287	Threshold Pharmaceuticals, Inc.	307%	South San Francisco	CA	Harold E. "Barry" Selick, Ph.D.

# The List (cont.)

Biotechnology/Pharmaceutical					
Rank	Company name	% Growth	City	St./Prov.	CEO name
290	Putney, Inc.	304%	Portland	ME	Jean Hoffman
294	Antares Pharma, Inc.	299%	Ewing	NJ	Paul Wotton, Ph.D.
302	Pentec Health Inc.	284%	Boothwyn	PA	Joseph Cosgrove
336	United Therapeutics Corporation	237%	Silver Spring	MD	Martine A. Rothblatt, Ph.D., J.D.
351	Maesa	224%	New York	NY	Gregory Mager
354	Repligen Corporation	223%	Waltham	MA	Walter C. Herlihy
363	Auxilium Pharmaceuticals, Inc.	215%	Malvern	PA	Adrian Adams
390	Array BioPharma Inc.	196%	Boulder	CO	Ron Squarer
401	SciClone Pharmaceuticals, Inc.	189%	Foster City	CA	Friedhelm Blobel, Ph.D.
410	Arena Pharmaceuticals, Inc.	181%	San Diego	CA	Jack Lief
412	Pacira Pharmaceuticals, Inc.	181%	Parsippany	NJ	Dave Stack
413	Athersys, Inc.	180%	Cleveland	OH	Gil Van Bokkelen, Ph.D.
421	Impax Laboratories, Inc.	177%	Hayward	CA	Larry Hsu, Ph.D.
424	Akorn, Inc.	174%	Lake Forest	IL	Raj Rai
442	CRF Health	164%	Plymouth Meeting	PA	Rachael Wyllie
443	Response Genetics, Inc.	163%	Los Angeles	CA	Thomas A. Bologna
449	Depomed, Inc.	161%	Newark	CA	James A. Schoeneck
457	ArQule, Inc.	158%	Woburn	MA	Paolo Pucci
475	Peregrine Pharmaceuticals, Inc.	150%	Tustin	CA	Steven W. King
492	Celgene Corporation	144%	Summit	NJ	Robert J. Hugin
498	Endo Health Solutions Inc.	140%	Malvern	PA	Rajiv De Silva
500	Cerus Corporation	137%	Concord	CA	William 'Obi' M. Greenman

# The List (cont.)

Medical Devices					
Rank	Company name	% Growth	City	St./Prov.	CEO name
7	Heartwave Inc.	33,310%	Framingham	MA	Doug Godshall
19	AxoGen, Inc.	10,478%	Alachua	FL	Karen Zaderej
36	Bacterin International Holdings Inc.	7,082%	Belgrade	MT	Dan Goldberger
64	MAKO Surgical Corp.	3,389%	Ft. Lauderdale	FL	Maurice R. Ferre, M.D.
68	GenMark Diagnostics, Inc.	3,063%	Carlsbad	CA	Hany Massarany
117	NanoString® Technologies	1,324%	Seattle	WA	Brad Gray
132	Awarepoint	1,017%	San Diego	CA	Jay Deady
143	PhotoMedex, Inc.	925%	Montgomeryville	PA	Dolev Rafaeli, Ph.D.
145	DexCom, Inc.	919%	San Diego	CA	Terrance H. Gregg
207	Vasomedical, Inc.	502%	Westbury	NY	Jun Ma, Ph.D.
217	Insulet Corporation	486%	Bedford	MA	Duane DeSisto
234	Champions Oncology, Inc.	411%	Hackensack	NJ	Joel Ackerman
309	Cardiovascular Systems, Inc.	272%	St. Paul	MN	David L. Martin
310	Nanosphere, Inc.	271%	Northbrook	IL	Michael McGarrity
335	Zynex Inc.	237%	Lone Tree	CO	Thomas Sandgaard
340	Oculus Innovative Sciences, Inc.	232%	Petaluma	CA	James Schutz
362	First Line Tech	217%	Chantilly	VA	Amit Kapoor
409	Endologix, Inc.	181%	Irvine	CA	John McDermott
454	ChromaDex, Inc.	158%	Irvine	CA	Frank L. Jaksch, Jr.
461	Solta Medical, Inc.	155%	Hayward	CA	Mark Sieczkarek
479	Intuitive Surgical, Inc.	149%	Sunnyvale	CA	Gary S. Guthart, Ph.D.
482	NuVasive, Inc.	148%	San Diego	CA	Alexis V. Lukianov
488	Foster Corporation	145%	Putnam	CT	Larry Acquarulo

# The List (cont.)

Clean Technology					
Rank	Company name	% Growth	City	St./Prov.	CEO name
14	Enphase Energy, Inc.	12,890%	Petaluma	CA	Paul Nahi
18	Gevo, Inc.	11,624%	Englewood	CO	Patrick R. Gruber, Ph.D.
46	Ioxus, Inc.	6,082%	Oneonta	NY	Mark McGough
74	Tesla Motors, Inc.	2,703%	Palo Alto	CA	Elon Musk
76	Metabolix, Inc.	2,621%	Cambridge	MA	Richard P. Eno
94	Preferred Sands	1,820%	Radnor	PA	Mike O'Neill
123	Advanced Emissions Solutions Inc.	1,212%	Highlands Ranch	CO	Mike Durham, MBA, Ph.D.
159	EcoSynthetix Inc.	776%	Burlington	ON	John van Leeuwen
170	Universal Display Corporation	652%	Ewing	NJ	Steven V. Abramson
192	Bridgelux, Inc.	546%	Livermore	CA	Brad Bullington
204	Lighting Science Group Corporation	512%	Satellite Beach	FL	Jeremy Cage
205	ERP Power LLC	507%	Moorpark	CA	Michael Archer
275	Intematix	327%	Fremont	CA	Mark Swoboda
293	SolarCity	300%	San Mateo	CA	Lyndon Rive
298	GT Advanced Technologies Inc.	292%	Nashua	NH	Tom Gutierrez
311	Profire Energy Inc.	266%	Lindon	UT	Brenton Hatch
315	Distech Controls Inc.	258%	Brossard	QC	Etienne Veilleux
324	Capstone Turbine Corporation	249%	Chatsworth	CA	Darren Jamison
326	Energate	247%	Ottawa	ON	Niraj Bhargava
331	Ambient Corporation	239%	Newton	MA	John J. Joyce
341	H2O Innovation Inc.	232%	Québec City	QC	Frederic Dugre
358	Advantix Systems	220%	Sunrise	FL	Dion Joannou
388	Packsize LLC	196%	Salt Lake City	UT	Hanko Kiessner
429	First Solar, Inc.	170%	Tempe	AZ	James A. Hughes

Scientific/Technical Instrumentation					
Rank	Company name	% Growth	City	St./Prov.	CEO name
328	Fluidigm Corporation	241%	South San Francisco	CA	Gajus Worthington
385	Opsens inc.	198%	Québec City	QC	Louis Laflamme
448	APS Technology	161%	Wallingford	CT	William E. Turner
494	Fidelity Technologies Corporation	144%	Reading	PA	J. David Gulati

## Technology Fast 500™ contacts

### Eric Openshaw

Vice Chairman  
Technology, Media, and Telecom  
Deloitte LLP  
[@eopenshaw](#)

### William Ribaldo

National Industry Leader  
Technology, Media, and Telecom  
Deloitte & Touche LLP  
[@bribaldo](#)

### Richard Lee

National Leader  
Technology, Media, and Telecom  
Deloitte Management Services  
[@richlee999](#)

### Jim Atwell

National Managing Partner  
Emerging Growth Company Practice  
Deloitte & Touche LLP

### Stephen Ingram

East Coast Leader  
Emerging Growth Company Practice  
Deloitte & Touche LLP

### Heather Gates-Massoudi

West Coast Leader  
Emerging Growth Company Practice  
Deloitte Services LP  
[@HeatherGatesM](#)

### Kevin Schimmel

U.S. Program Manager  
Deloitte Services LP  
[@schimtown](#)

### Dina Bettinsoli

U.S. Program Manager  
Deloitte Services LP  
[@deebettinsoli](#)

### Jennifer Heard

Canada Program Manager  
Deloitte Canada

## For more information

North America Technology Fast 500™  
[www.Fast500.com](http://www.Fast500.com)

For general questions contact:  
[Fast500@deloitte.com](mailto:Fast500@deloitte.com)

For PR/media questions contact:  
[Fast500Media&PR@deloitte.com](mailto:Fast500Media&PR@deloitte.com)

Asia Pacific Technology Fast 500™  
[AsiaPacFast500@deloitte.com](mailto:AsiaPacFast500@deloitte.com)

EMEA Technology Fast 500™  
[Fast500EMEA@deloitte.com](mailto:Fast500EMEA@deloitte.com)

Follow us on Twitter at [@DeloitteTMT](#) and [#Fast500](#)

## About Deloitte

As used in this document, "Deloitte" means Deloitte LLP and its subsidiaries. Please see [www.deloitte.com/us/about](http://www.deloitte.com/us/about) for a detailed description of the legal structure of Deloitte LLP and its subsidiaries. Certain services may not be available to attest clients under the rules and regulations of public accounting.