



## Procure to Pay (P2P)

### Risk Analytics

For Private circulation only  
November 2018



# Content

Overview	4
Procure to Pay Issues and Challenges	6
Risk Analytics Approach	8
Reporting Dashboard	10
Contact	14

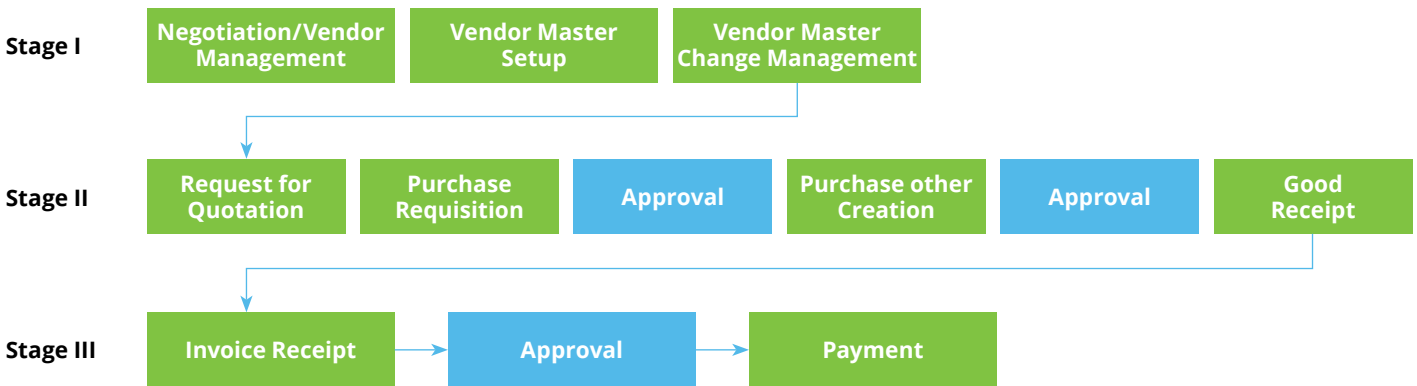
# Overview

## The Procure to Pay process (P2P)

remains one of the most complex business processes, often spanning across multiple systems and operations. Despite the level of automation, including enterprise resource planning (ERP) implementations, P2P remains an area prone to fraud, money leakage, and inefficiencies. Since it is one of the most critical business processes which involves huge cash flows, visibility into the entire life-cycle of a transaction from vendor selection to the final invoice generation and payments with adjustments becomes a challenge for the business.





It is critical to have insights into these metrics for businesses, which can be achieved by incorporating data from source systems such as SAP, Oracle, etc., using technology driven analytical tools to highlight exceptions, outliers, and trends which helps clients improve and, reinvent their processes, enforcing accurate decision making and driving efficiency.

## Identifying Risk in the P2P Process



Despite the availability of technology that can drastically reduce the man-hours spent in collating and analysing the P2P data and inefficiencies plaguing accounts payable, few companies have addressed

account payable transformation like other processes essential to the business while others still use the approach of manual transaction monitoring.



# Procure to Pay Issues and Challenges

Given below are a few P2P challenges which ultimately impair the ability to effectively manage and efficiently execute key activities:

- Finance does not provide sufficient information to support decision making (e.g., spend analytics)
- Data governance and quality are inadequate to make informed decisions and meet finance stakeholder needs (e.g., Vendor Master Data)
- Absence of, limited, or Multiple unintegrated systems with limited access or absence of integrated systems supporting the process
- Customization of ERP which leads to abnormal entries being processed
- Lack of ERP knowledge or training among users that facilitate incorrect transaction processing





# Risk Analytics Approach

At Deloitte, our teams help design, implement, and embed technology, enabling our clients to identify, assess, and mitigate risks in the P2P process by integrating and analyzing the data from multiple source systems. As the ERP systems become more and more powerful to maintain huge databases across geographies, the complexity of the data structure increases manifold.

The analytics platform provides insight into the overall health of procurement controls from requisitioning to payment as well as segregation of duties and vendor master data.

## Data-to-Insight-to-Action

With the use of analytics, organizations can run their order processing, purchasing, and other business-critical transactions through preset filters, such as value thresholds and data completeness parameters. These exception reports act

as an early warning system for potential business risks and regulatory non-compliance, thereby reducing the risk of material financial leakages.

Getting started requires an understanding of the following:

- Detailed process understanding for identification of relevant risk in the process
  - Compliance
  - Finance
  - Fraud
  - Operations
- Categorization of risk to define the key objectives of the analytical procedures
- Develop analytical scenario for trends, outliers, and exceptions to the processes
- Assessment for potential risk or KPI indicators







#### Analytics Indicators

- Compliance
  - Split purchase order
  - 3-Way match analysis
  - Invoice without GRN
  - Segregation of duties
- Finance
  - Large non-PO invoices
  - Share of business (vendors)
  - Payment terms mismatch
  - Debit note analysis (high value)
- Fraud
  - Duplicate vendor invoices
  - Employee as vendors
  - Duplicate vendors
  - One-time vendor analysis
- Operations
  - Price variation analysis
  - Open purchase orders & GRN
  - GR-based invoice verification
  - Payment without POD

# Reporting Dashboard

Facilitates an understanding of trends, correlations and drill-down through an interactive dashboard.



## Gain actionable insights into the spend, process KPIs and supplier metrics

The procure to pay cycle can be challenging to manage, given the high volumes of transactional data often housed in multiple IT systems and applications and complex authorization processes. The financial consequences of errors, duplicate payments, and vendor and employee fraud can run into huge amounts of losses each year.

Insight into spend, process KPIs, and supplier metrics not only drives revenue, but also gives you critical control over your financial operations. P2P analytics platform provides all of these capabilities in a user-friendly and highly visual procure-to-pay reporting solution.

The tool's interactive data filtering gives you the ability to slice and dice the data in any way, e.g. spend volume by category, organization unit, cost center, project or any other relevant dimension.

“The successful execution of the P2P strategies that impact cash positions requires a level of cohesion and visibility across the entire P2P process that is usually best supported by technology solutions.”

**Chief Research Officer,  
Leading P2P Company**



You can employ automated and repeatable analytics for immediate fraud detection plus manage and track anomalies from initial detection to resolution. With automated monitoring, business process owners are able to reap significant cost savings by identifying and resolving issues at source, rather than during periodic audits. The organization also gets the added intelligence of identifying root causes that can now be addressed to help with overall improvement of the procurement process.

**Risk Profiling**

The transactions are analyzed for every geographic location, drilling-down to various vendors and entities associated with that location and further to the items being procured or transferred.

These transactions are associated with various types of risks and a risk profile is assigned to them, making the segregation of risky accounts and vendors possible. This helps the management and other users of the dashboard to make quick, accurate and right decisions without spending thousands of man hours assessing various vendors.

The detailed table includes columns for Business Unit, Invoice Number, Entity Name, Amount Type, Invoice Total, Transaction, Process Flag, Invoice Date, Flagged, and Risk Other Description. It lists various transactions with their respective values and risk indicators.

**Flagged Transactions**

Transaction scrutiny provides the list of flagged transactions against specific tests such as ageing, duplication of invoices, discrepancies in the accounts payable, unreconciled accounts, etc.

Segregation-of-duties analysis identifies and analyzes risk areas such as misappropriation of funds and accounts payable balances where employees pose as vendors for transactions.





# Contact

**Rohit Mahajan**

President  
Risk Advisory  
rmahajan@deloitte.com

**Kedar Sawale**

Partner  
ksawale@deloitte.com

**Johar Batterywala**

Partner  
jobatterywala@deloitte.com







Deloitte refers to one or more of Deloitte Touche Tohmatsu Limited, a UK private company limited by guarantee ("DTTL"), its network of member firms, and their related entities. DTTL and each of its member firms are legally separate and independent entities. DTTL (also referred to as "Deloitte Global") does not provide services to clients. Please see [www.deloitte.com/about](http://www.deloitte.com/about) for a more detailed description of DTTL and its member firms.

This material is prepared by Deloitte Touche Tohmatsu India LLP (DTTILLP). This material (including any information contained in it) is intended to provide general information on a particular subject(s) and is not an exhaustive treatment of such subject(s) or a substitute to obtaining professional services or advice. This material may contain information sourced from publicly available information or other third party sources. DTTILLP does not independently verify any such sources and is not responsible for any loss whatsoever caused due to reliance placed on information sourced from such sources. None of DTTILLP, Deloitte Touche Tohmatsu Limited, its member firms, or their related entities (collectively, the "Deloitte Network") is, by means of this material, rendering any kind of investment, legal or other professional advice or services. You should seek specific advice of the relevant professional(s) for these kind of services. This material or information is not intended to be relied upon as the sole basis for any decision which may affect you or your business. Before making any decision or taking any action that might affect your personal finances or business, you should consult a qualified professional adviser.

No entity in the Deloitte Network shall be responsible for any loss whatsoever sustained by any person or entity by reason of access to, use of or reliance on, this material. By using this material or any information contained in it, the user accepts this entire notice and terms of use.