

Deloitte.

50 | Technology Fast 50
2018 INDIA



Technology Fast 50
India 2018 winners report
October 2018

Foreword

Deloitte Touche Tohmatsu India LLP is proud to present the fourteenth edition of the Deloitte Technology Fast 50 India program – to recognize, honor and encourage those businesses and entrepreneurs who are striving forward with remarkable revenue growth rates using their technology, innovations and quality of human resources.

A program that started in 2005 has become the pre-eminent event recognising excellence in technology in India, and we are overwhelmed by the appreciation and enthusiasm of the participants over the years.

To maintain the comprehensiveness and quality of rankings of high-growth technology companies, key data is sourced from qualifying businesses from across India. The resulting ranking tracks and testifies to the achievement of the fastest growing 50 technology businesses in India, private or public, as gauged by their

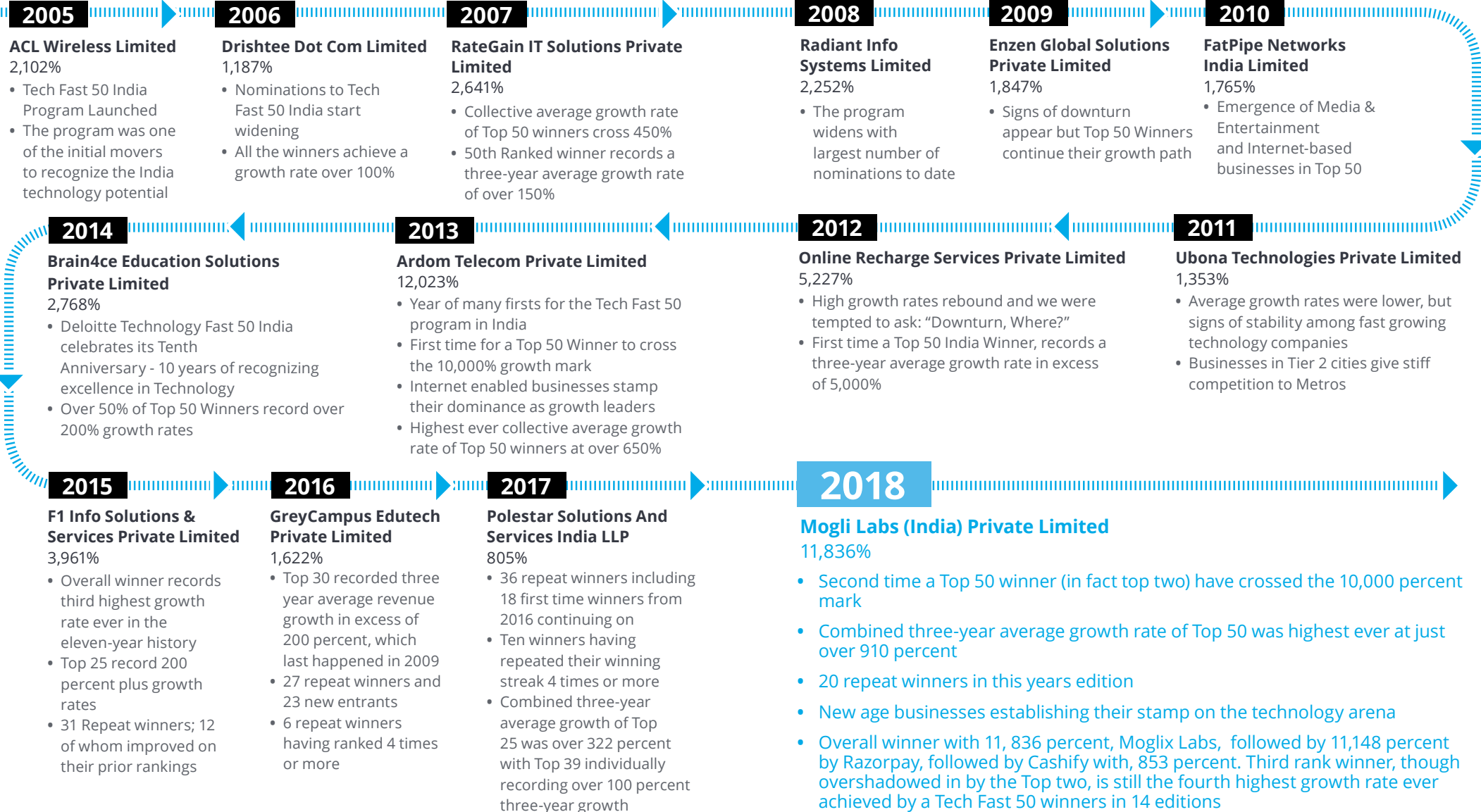
revenue performance over the past three financial years. We thank our this year's participants, also all the participants from the inception of this program since 2005.

Overall winner with 11,836 percent, Moglix Labs, followed by 11,174 percent by Razorpay, followed by Cashify with, 853 percent. Although, ranked third and overshadowed in by the top two, Cashify has achieved the fourth highest growth rate ever recorded by a Tech Fast 50 winners in 14 editions.








We congratulate all the winners on their outstanding achievement and our best wishes to continue this winning streak in the years to come.


Rajiv Sundar
Program Director
Technology Fast 50 India
Partner, Deloitte India










14 years and counting




















Deloitte Technology Fast 50 India 2018 Ranking









Rank	Winner	Location	Three-year average growth rate	Past wins Year (Rank)
1	 Mogli Labs (India) Private Limited www.business.moglix.com	Noida	11,836%	
2	 Razorpay Software Private Limited www.razorpay.com	Bangalore	11,174%	
3	 Manak Waste Management Private Limited www.cashify.in	Delhi	6,853%	
4	 Oriano Clean Energy Private Limited www.orianosolar.com	Mumbai	3,431%	
5	 Element42 Management Solutions Pvt Ltd www.e42.in	Bangalore	905%	
6	 NumberMall Private Limited www.numbermall.com	Hyderabad	881%	
7	 Loginext Solutions Private Limited www.loginextsolutions.com	Mumbai	841%	

Rank	Winner	Location	Three-year average growth rate	Past wins Year (Rank)
8	 Videonetics Technology Private Limited www.videonetics.com	Kolkata	699%	
9	 Serosoft Solutions Private Limited www.serosoft.com	Indore	682%	
10	 DigitalAPICraft Private Limited www.digitalapicraft.com	Bangalore	625%	
11	 Mindarray Systems Private Limited www.motadata.com	Ahmedabad	422%	
12	 Mobisy Technologies Private Limited www.bizom.in	Bangalore	402%	2017 (3), 2016 (9)
13	 Transerve Technologies Private Limited www.transerve.com	Goa	376%	
14	 enParadigm Performance Solutions Private Limited www.enparadigm.com	Mumbai	341%	
15	 TechVantage Systems Private Limited www.techvantagesystems.com	Thiruvanthapuram	300%	
16	 Hug Innovations LLP www.huginnovations.com	Hyderabad	292%	

Rank	Winner	Location	Three-year average growth rate	Past wins Year (Rank)
17	 Grab A Grub Services Private Limited www.grab.in	Mumbai	291%	
18	 MarketXpander Services Private Limited www.leadsquared.com	Bangalore	257%	2017 (5), 2016 (26), 2014 (17)
19	 Data Resolve Technologies Private Limited www.dataresolve.com	Delhi	223%	2017 (6)
20	 Polestar Solutions & Services India Private Limited www.polestarllp.com	Noida	221%	2017 (1), 2016 (3)
21	 iMerit Technology Services Private Limited www.imerit.net	Kolkata	219%	
22	 CedCoss Technologies Private Limited www.cedcoss.com	Lucknow	215%	2017 (46), 2016 (34)
23	 Evolute Systems Private Limited www.evolute.in	Mumbai	212%	2017 (2)
24	 Avenues Payments India Private Limited www.remitonline.info	Mumbai	200%	
25	 White Rivers Media Solutions Private Limited whiteriversmedia.com	Mumbai	199%	2017 (10), 2016 (42)

Rank	Winner	Location	Three-year average growth rate	Past wins Year (Rank)
26	 Excelr Solutions www.excelr.com	Bangalore	196%	
27	 Robotic Wares Private Limited www.getfareye.com	Noida	176%	2017 (8), 2016 (28)
28	 ZeMoSo Technologies Private Limited www.zemosolabs.com	Hyderabad	171%	2016 (37)
29	 VMukti Solutions Private Limited www.vmukti.com	Ahmedabad	170%	2015 (2), 2014 (22)
30	 Report Bee Edusys Private Limited www.reportbee.com	Chennai	167%	2017 (11), 2016 (33)
31	 Net Monastery Network Private Limited www.dnif.it	Mumbai	165%	
32	 Valueleaf Services India Private Limited www.valueleaf.com	Bangalore	158%	2017 (20), 2016 (29)
33	 Stellapps Technologies Private Limited www.stellapps.com	Bangalore	156%	2017 (4), 2016 (2)
34	 Zomato Media Private Limited www.zomato.com	Delhi	154%	2017 (12), 2016 (7), 2015 (4), 2014 (3)

Rank	Winner	Location	Three-year average growth rate	Past wins Year (Rank)
35	 First Wellcare Private Limited www.hashtagit.in	Delhi	147%	
36	 Tiger Analytics India LLP www.tigeranalytics.com	Chennai	143%	
37	 Arcon Techsolutions Private Limited www.arconnet.com	Mumbai	135%	
38	 Sastasundar Healthbuddy Limited www.sastasundar.com	Kolkata	132%	
38	 Piquor Technologies Pvt Ltd www.repup.co	Delhi	132%	
40	 Peeply Technologies Pvt Ltd www.socialcops.com	Delhi	131%	
40	 Zifo Technologies Private Limited www.zifornd.com	Chennai	131%	2017 (24), 2016 (40), 2015 (27), 2014 (39), 2013 (35), 2012 (21)
42	 Solutions Infini Technologies India Private Limited www.kaleyra.com	Bangalore	119%	2017 (26), 2016 (32), 2015 (15), 2014 (6), 2013 (9)

Rank	Winner	Location	Three-year average growth rate	Past wins Year (Rank)
43	 Kellton Tech Solutions Limited www.kelltontech.com	Hyderabad	118%	2017 (23), 2016 (19), 2014 (21)
43	 Neebal Technologies Private Limited www.neebal.com	Mumbai	118%	2017 (44)
45	 Yoptima Media Solutions Private Limited www.yoptima.com	Bangalore	113%	
46	 Greycampus Edutech Private Limited www.greycampus.com	Hyderabad	108%	2017 (13), 2016 (1), 2014 (3)
47	 Inspireedge IT Solutions Private Limited www.inspireedgeit.com	Vishakapatnam	107%	
48	 Webkul Software Private Limited webkul.com	Noida	105%	2017 (28), 2016 (25), 2015 (9)
49	 InstaSafe Technologies Private Limited www.instasafe.com	Bangalore	101%	
50	 Saviant Technology Consulting & Software Development Private limited www.saviantconsulting.com	Pune	96%	

About Deloitte

We believe that we're only as good as the good we do.

All the facts and figures that talk to our size and diversity and years of history, as notable and important as they may be, are secondary to the truest measure of Deloitte: the impact we make in the world.

So, when people ask, "what's different about Deloitte?" the answer resides in the many specific examples of where we have helped Deloitte member firm clients, our people, and sections of society to achieve remarkable goals, solve complex problems or make meaningful progress. Deeper still, it's in the beliefs, behaviors and fundamental sense of purpose that underpin all that we do.

With over 150 years of hard work and commitment to making a real difference, our organization has grown in scale and diversity—more than 225,000 people in 150 countries, providing audit, tax, legal, financial advisory, enterprise risk, and consulting services—yet our shared culture remains the same.

For us, good isn't good enough. We aim to be the best at all that we do—to help clients realize their ambitions; to make a positive difference in society; and to maximize the success of our people.

This drive fuels the commitment and humanity that run deep through our every action.

That's what makes us truly different at Deloitte. Not how big we are, where we are, nor what services we offer. What really defines us is our drive to make an impact that matters in the world.

"Deloitte" is the brand under which tens of thousands of dedicated professionals in independent firms throughout the world collaborate to provide audit, consulting, financial advisory, risk management, and tax services to selected clients. These firms are members of Deloitte Touche Tohmatsu Limited (DTTL), a UK private company limited by guarantee. Each member firm provides services in a particular geographic area and is subject to the laws and professional regulations of the particular country or countries in which it operates. DTTL does not itself provide services to clients.

DTTL and each DTTL member firm are separate and distinct legal entities, which cannot obligate each other. DTTL and each DTTL member firm are liable only for their own acts or omissions and not those of each other. Each DTTL member firm is structured differently in accordance with national laws, regulations, customary practice, and other factors, and may secure

the provision of professional services in its territory through subsidiaries, affiliates, and/or other entities.

In India, we offer a range of Audit & Enterprise risk, Tax, Consulting and Financial advisory services across thirteen cities.

Our existence for over a century in the Indian professional arena supplements the technical proficiency of the client service teams to create powerful business solution tailored to the client's need.

We focus on clients. We take pride in our ability to provide quality services - whether they are an owner-managed business or a large multinational corporation. We are a multi-skilled, multi-disciplined firm, offering clients a wide range of industry-focused business solutions.

The Global Technology, Media & Telecommunications Industry (TMT) group consists of the practices organized in the various member firms of DTTL and includes more than 20,000 member firm partners, directors and other professionals dedicated to helping their clients evaluate complex issues, develop fresh approaches to problems and implement practical solutions. There are dedicated TMT member firm practices in 48 locations worldwide. DTTL's member firms serve 89% percent of the TMT companies in the 2017 Fortune Global 500.

Clients of Deloitte's member firms' TMT practices include some of the world's top software companies, computer manufacturers, mobile operators, broadcasters, advertising agencies and semiconductor foundries – as well as leaders in publishing, telecommunications, and mobile device manufacturing. Companies in the TMT sectors confront a swiftly changing marketplace. The TMT practices of Deloitte's member firms are helping companies adapt quickly to this evolving terrain by helping them unlock the innovative and creative thinking they need to compete.

About Deloitte Technology Fast 50 India Program

The Technology Fast 50 India program was launched in 2005, and is conducted by Deloitte Touche Tohmatsu India LLP (DTTILLP), and is part of a truly integrated Asia Pacific program recognizing the India's fastest growing and most dynamic technology businesses (public and private) and includes all areas of technology - from internet to biotechnology, from medical and scientific to computers/hardware. The program recognizes the fastest growing technology companies in India based on their percentage revenue growth over the past three financial years.

Contact

Rajiv Sundar

Program Director
Technology Fast 50 India
Partner, Deloitte India
infast50@deloitte.com

Deloitte.

Deloitte refers to one or more of Deloitte Touche Tohmatsu Limited, a UK private company limited by guarantee ("DTTL"), its network of member firms, and their related entities. DTTL and each of its member firms are legally separate and independent entities. DTTL (also referred to as "Deloitte Global") does not provide services to clients. Please see www.deloitte.com/about for a more detailed description of DTTL and its member firms.

This material is prepared by Deloitte Touche Tohmatsu India LLP (DTTILLP). This material (including any information contained in it) is intended to provide general information on a particular subject(s) and is not an exhaustive treatment of such subject(s) or a substitute to obtaining professional services or advice. This material may contain information sourced from publicly available information or other third party sources. DTTILLP does not independently verify any such sources and is not responsible for any loss whatsoever caused due to reliance placed on information sourced from such sources. None of DTTILLP, Deloitte Touche Tohmatsu Limited, its member firms, or their related entities (collectively, the "Deloitte Network") is, by means of this material, rendering any kind of investment, legal or other professional advice or services. You should seek specific advice of the relevant professional(s) for these kind of services. This material or information is not intended to be relied upon as the sole basis for any decision which may affect you or your business. Before making any decision or taking any action that might affect your personal finances or business, you should consult a qualified professional adviser.

No entity in the Deloitte Network shall be responsible for any loss whatsoever sustained by any person or entity by reason of access to, use of or reliance on, this material. By using this material or any information contained in it, the user accepts this entire notice and terms of use.