


**Deloitte.**

**50**

Technology **Fast 50**  
2019 INDIA



## **Technology Fast 50**

India 2019 winners report  
November 2019

# Foreword

Deloitte Touche Tohmatsu India LLP is thrilled to present the 15th edition of the Deloitte Technology Fast 50 India programme. The programme recognises, honours, and encourages businesses and entrepreneurs who are striving forward with remarkable revenue growth rates using their technology, innovations, and skilled human resources.

We are proud that the programme, started in 2005, has become a pre-eminent event recognising excellence in technology in India. We are overwhelmed by participants' appreciation and continued enthusiasm over the years.

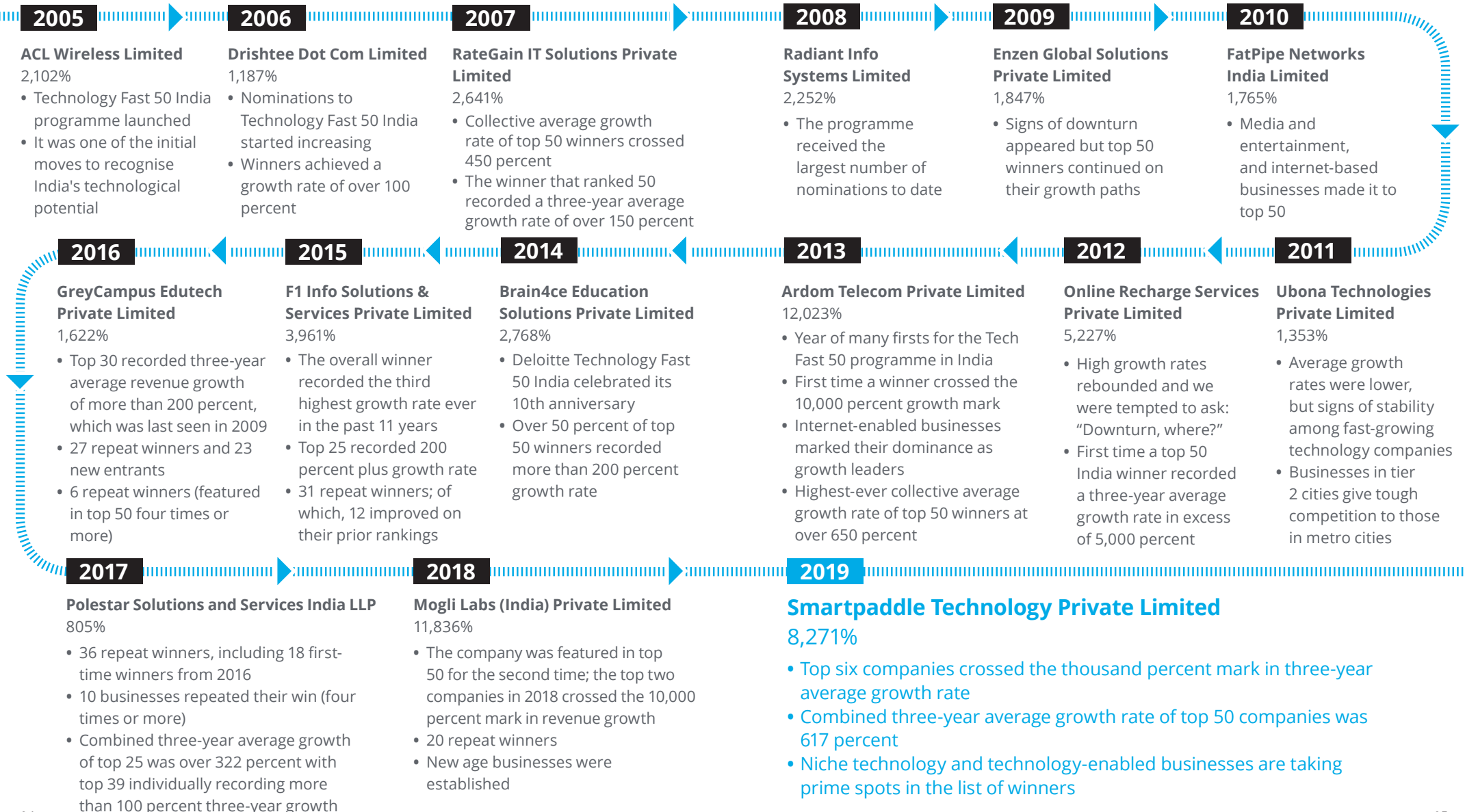
To maintain the comprehensiveness and quality of rankings of high-growth

technology companies, key data is sourced from qualifying businesses across India. The resulting ranking testifies to the achievement of the fastest-growing 50 technology businesses (both private or public) in India, gauged by their revenue performance over the past three financial years.









The overall winner with 8,271 percent growth in revenue is Bizongo (Smartpaddle), followed by TheMathCompany with 2,849 percent growth. Phonon was at the third place with 2,291 percent growth in revenue over the past three years.











We congratulate winners on their outstanding achievement.










# 15 years and counting



# Deloitte Technology Fast 50 India 2019 ranking






Rank	Winner	Location	Three-year average growth rate	Past wins (year, rank)
1	 Smartpaddle Technology Private Limited www.bizongo.com	Mumbai	8,271.1%	
2	 TheMathCompany Private Limited www.themathcompany.com	Bengaluru	2,849.4%	
3	 Phonon Communications Private Limited www.phonon.io	Vadodara	2,290.5%	2016 (47)
4	 Mindarray Systems Private Limited www.motadata.com	Ahmedabad	1,982.3%	2018 (11)
5	 SLabs Technologies Private Limited www.justcall.io	Noida	1,366.8%	
6	 Mogli Labs (India) Private Limited www.moglix.com	Noida	1,105.7%	2018 (1)
7	 DigitalAPICraft Private Limited www.digitalapicraft.com	Bengaluru	957.0%	2018 (10)
8	 UrbanClap Technologies India Private Limited www.urbanclap.com	Gurugram	952.4%	

Rank	Winner	Location	Three-year average growth rate	Past wins (year, rank)
9	 3m Digital Networks Private Limited www.mobtexting.com	Bengaluru	916.4%	
10	 ROI NET Solution Private Limited www.roinetsolution.com	Gurugram	858.9%	
11	 AdGlobal360 India Private Limited www.adglobal360.com	Gurugram	742.1%	2013 (32)
12	 Gadgetwood eServices Private Limited www.yaantra.com	New Delhi	526.8%	
13	 NumberMall Private Limited www.numbermall.com	Hyderabad	521.1%	2018 (6)
14	 IZealiant Technologies Private Limited www.izealiant.com	Pune	510.9%	
15	 Think and Learn Private Limited www.byjus.com	Bengaluru	456.5%	2017 (7), 2016 (8), 2015 (21), 2014 (43), 2013 (29), 2012 (33)
16	 LogiNext Solutions Private Limited www.loginextsolutions.com	Mumbai	383.5%	2018 (7)
17	 InstaSafe Technologies Private Limited www.instasafe.com	Bengaluru	337.4%	2018 (49)
18	 Bewakoof Brands Private Limited www.bewakoof.com	Mumbai	332.2%	

Rank	Winner	Location	Three-year average growth rate	Past wins (year, rank)
19	 ZeMoSo Technologies Private Limited www.zemosolabs.com	Hyderabad	268.2%	2018 (28), 2016 (37)
20	 iMerit iMerit Technology Services Private Limited www.imerit.net	Kolkata	263.7%	2018 (21)
21	 Cropin Cropin Technology Solutions Private Limited www.cropin.com	Bengaluru	259.8%	
22	 AMNEX Amnex Infotechnologies Private Limited www.amnex.com	Ahmedabad	254.5%	
23	 FarEye ENABLING DIGITAL LOGISTICS Robotic Wares Private Limited www.getfareye.com	Noida	242.5%	2018 (27), 2017 (8), 2016 (28)
24	 xperium by repup Piquor Technologies Private Limited www.xperium.ai	Gurgaon	242.2%	2018 (39)
25	 valueleaf Responsible Digital Marketing Valueleaf Services India Private Limited www.valueleaf.com	Bengaluru	233.4%	2018 (32), 2017 (20), 2016 (29)
26	 SEROSOFT Serosoft Solutions Private Limited www.serosoft.com	Indore	232.1%	2018 (9)
27	 WHITE RIVERS MEDIA DIGITAL • DESIGN • SOCIAL • VIDEO White Rivers Media Solutions Private Limited www.whiteriversmedia.com	Mumbai	229.1%	2018 (25), 2017 (10), 2016 (42)

Rank	Winner	Location	Three-year average growth rate	Past wins (year, rank)
28	 BOUNCE WickedRide Adventure Services Private Limited www.bounceshare.com	Bengaluru	226.6%	
29	 CEDCOSS STIMULATING OPEN SOURCE CEDCOSS Technologies Private Limited www.cedcross.com	Lucknow	225.0%	2018 (22), 2017 (46), 2016 (34)
30	 leadsquared MarketXpander Services Private Limited www.leadsquared.com	Bengaluru	192.8%	2018 (18), 2017 (5), 2016 (26), 2014 (17)
31	 GRAB Delivery in minutes! Grab A Grub Services Private Limited www.grab.in	Mumbai	185.7%	2018 (17)
32	 Course5 Transformative intelligence Course5 Intelligence Private Limited www.course5i.com	Mumbai	178.9%	
33	 HARBINGER INTERACTIVE LEARNING Harbinger Interactive Learning Private Limited www.harbingerlearning.com	Pune	178.2%	
34	 BIZOM business on the move Mobisy Technologies Private Limited www.bizom.in	Bengaluru	170.5%	2018 (12), 2017 (3), 2016 (9)
35	 CREDITVIDYA Infocredit Services Private Limited www.creditvidya.com	Hyderabad	160.9%	
36	 Arrka Arrka Infosec Private Limited www.arrka.com	Pune	159.5%	

Rank	Winner	Location	Three-year average growth rate	Past wins (year, rank)
37	 <b>SUCCESSIVE TECHNOLOGIES</b> Successive Technologies Private Limited www.successive.tech	Noida	152.1%	2017 (32), 2016 (30)
38	 <b>Hashedin</b> Hashedin Technologies Private Limited www.hashedin.com	Bengaluru	142.3%	
39	 <b>enparadigm</b> Enparadigm Performance Solutions Private Limited www.enparadigm.com	Mumbai	138.1%	2018 (14)
40	 <b>Oriano</b> Oriano Clean Energy Private Limited www.oriانو.com	Mumbai	134.6%	2018 (4)
41	 <b>Imagine</b> Collaborate in VR / AR Imagine Software Labs Private Limited www.imagine.in	Hyderabad	129.2%	
42	 <b>BCT CONSULTING</b> BCT Consulting Private Limited www.bahwancybertek.com	Chennai	123.5%	
43	 <b>RateGain</b> RateGain Travel Technologies Private Limited www.rategain.com	Noida	113.2%	
44	 <b>WEBKUL</b> Webkul Software Private Limited www.webkul.com	Noida	104.4%	2018 (48), 2017 (28), 2016 (25), 2015 (9)
45	 <b>TIGER ANALYTICS</b> Tiger Analytics India LLP www.tigeranalytics.com	Chennai	102.2%	2018 (36), 2017 (16), 2016 (10)

Rank	Winner	Location	Three-year average growth rate	Past wins (year, rank)
46	 <b>ZIFO</b> RnD SOLUTIONS Zifo Technologies Private Limited www.zifornd.com	Chennai	100.4%	2018 (41), 2017 (24), 2016 (40), 2015 (27), 2014 (39), 2013 (35), 2012 (21)
47	 <b>MAVERIC</b> Maveric Systems Limited www.maveric-systems.com	Chennai	93.3%	2018 (44), 2017 (44)
48	 <b>Neebal</b> Technologies Neebal Technologies Private Limited www.neebal.com	Mumbai	93.1%	
49	 <b>DYNACONS</b> SOLUTIONS THAT EMPOWER Dynacons Systems and Solutions Limited www.dynacons.com	Mumbai	91.9%	
50	 <b>UNIFIED INFOTECH</b> Private Limited www.unifiedinfotech.net	Kolkata	87.9%	

## About Deloitte

All the facts and figures that talk to our size and diversity and years of experiences, as notable and important as they may be, are secondary to the truest measure of Deloitte: the impact we make in the world. So, when people ask, “what’s different about Deloitte?” the answer resides in the many specific examples of where we have helped Deloitte member firm clients, our people, and sections of

society to achieve remarkable goals, solve complex problems or make meaningful progress. Deeper still, it’s in the beliefs, behaviors and fundamental sense of purpose that underpin all that we do. Deloitte globally has grown in scale and diversity—more than 312,000 people in 150 countries, providing multidisciplinary services yet our shared culture remains the same.

## About Deloitte Technology Fast 50 India programme

The Technology Fast 50 India programme was launched in 2005 by Deloitte Touche Tohmatsu India LLP (DTTILLP). It is a part of an integrated Asia Pacific programme recognising India’s fastest-growing and most dynamic technology businesses (both public and private). These businesses

operate in different areas of technology ranging from internet, biotechnology, medical, and scientific to computers/hardware. The programme recognises the fastest-growing technology companies in India based on their percentage revenue growth over the past three financial years.

# Contact

## **Rajiv Sundar**

Programme Director  
Technology Fast 50 India  
Partner, Deloitte India  
rasundar@deloitte.com  
infast50@deloitte.com

## **Kapil Bellubi**

Director, Deloitte India  
kbellubi@deloitte.com  
infast50@deloitte.com



# Deloitte.

Deloitte refers to one or more of Deloitte Touche Tohmatsu Limited, a UK private company limited by guarantee (“DTTL”), its network of member firms, and their related entities. DTTL and each of its member firms are legally separate and independent entities. DTTL (also referred to as “Deloitte Global”) does not provide services to clients. Please see [www.deloitte.com/about](http://www.deloitte.com/about) for a more detailed description of DTTL and its member firms.

This material is prepared by Deloitte Touche Tohmatsu India LLP (DTTILLP). This material (including any information contained in it) is intended to provide general information on a particular subject or subjects and is not an exhaustive treatment of such subject(s) or a substitute to obtaining professional services or advice. This material may contain information sourced from publicly available information or other third party sources. DTTILLP does not independently verify any such sources and is not responsible for any loss whatsoever caused due to reliance placed on information sourced from such sources. None of DTTILLP, Deloitte Touche Tohmatsu Limited, its member firms, or their related entities (collectively, the “Deloitte Network”) is, by means of this material, rendering professional advice or services. Without limiting the generality of this notice and terms of use, nothing in this material or information comprises legal advice or services (you should consult a legal practitioner for these). This material or information is not intended to be relied upon as the sole basis for any decision which may affect you or your business. Before making any decision or taking any action that might affect your personal finances or business, you should consult a qualified professional adviser.

No entity in the Deloitte Network shall be responsible for any loss whatsoever sustained by any person by reason of access to, use of or reliance on, this material. By using this material or any information contained in it, the user accepts this entire notice and terms of use.

©2019 Deloitte Touche Tohmatsu India LLP. Member of Deloitte Touche Tohmatsu Limited.