

# 2020 global life sciences outlook

Creating new value, building blocks for the future

## About the author

**Greg Reh** | [grreh@deloitte.com](mailto:grreh@deloitte.com)

Greg Reh is the Deloitte Global Life Sciences & Health Care Industry leader. He has more than 27 years of experience working with pharmaceutical, biotechnology, and chemical manufacturing organizations. In his role, Reh advises on the delivery of services and solutions for life sciences clients, practice operations, and the development of methods and research related to the transformation of life sciences companies. Connect with him on LinkedIn at [www.linkedin.com/in/greg-reh-a45102/](https://www.linkedin.com/in/greg-reh-a45102/).

# Contents

Introduction	2
Creating new value	3
Opportunities and efficiencies	22
Building blocks for the future	32
Looking ahead, sales trajectories	41
Appendix	46
Endnotes	48

# Introduction

**T**HE LIFE SCIENCES sector is at an inflection point. The promise of cell and gene therapies is being delivered to patients; rare diseases, previously believed to be incurable, are on the precipice of real cures.<sup>1</sup> Artificial intelligence (AI) and machine learning approaches are raising expectations that therapy discovery and development may not only be more innovative, but also more time- and cost-effective. Data-driven approaches have the potential to create value across manufacturing, the supply chain, and the entire health care ecosystem.

As technology and behavioral science converge, the focus is increasingly shifting to disease prevention.<sup>2</sup> Consumer wearables now have medical-grade sensors,<sup>3</sup> and telemedicine, remote monitoring,

and virtual trials are reducing complexity for patients.<sup>4</sup> Medical algorithms and connected devices are delivering data everywhere.<sup>5</sup>

In 2020, biopharma and medtech organizations will be looking for new ways to create value and new metrics to make sense of all the data. As patient-centric models have been adopted within the industry, they are now informing operational approaches and setting the foundation of personalized health care.<sup>6</sup> The human experiences—of patients, the workforce, and ecosystem partners—are interrelated and affect business outcomes. With the goal of creating value for all stakeholders, organizations can aspire to find real value for themselves and their shareholders in the coming year.

# Creating new value

**T**O PREPARE FOR the future and remain relevant in the ever-evolving business landscape, biopharma and medtech companies need to discover sources of significant new value creation. As data-driven technologies provide organizations with treasure troves of information, and automation assumes mundane tasks, new talent models are emerging for the future of work based on purpose and meaning. Cultivating human strengths—for probing data, curating information, and asking the right questions—can help humans work with technology to think exponentially.

Is it time for the next generation of key performance indicators (KPIs)? What are biopharma and medtech companies measuring now, and what could they be measuring in 2020 to find meaningful insights, improve the human experience, and create more value? The answer may well lie in strategizing on the basis of *metrics that matter*.<sup>7</sup>

## **HUMAN VALUE OF A TECHNOLOGY ACQUISITION: FLATIRON HEALTH'S ARMY OF MEDICAL CURATORS**

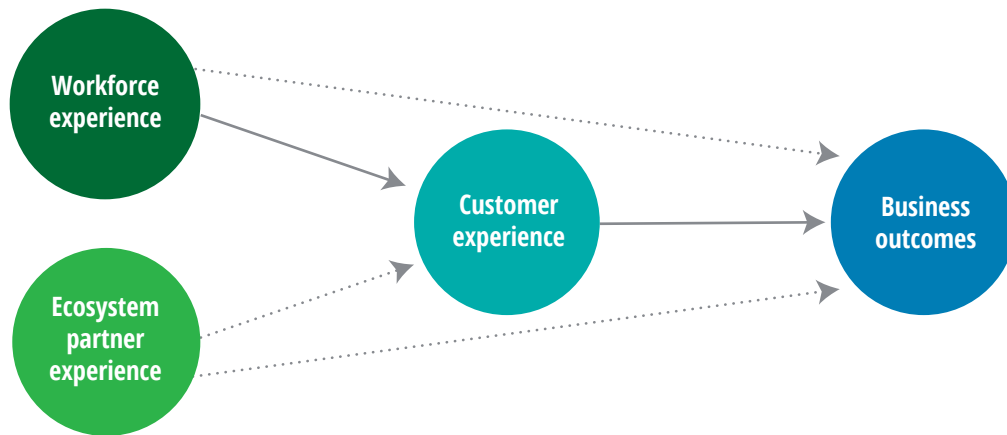
In cancer treatment and research, experts say the majority of value is in unstructured data, the free text fields of pathology reports and clinical notes.<sup>8</sup> Today, while technology can “read” these fields, extracting the most useful nuggets still requires humans.<sup>9</sup>

To tackle this hard problem, Flatiron Health realized they needed more than technology. They hired an army of trained medical professionals to painstakingly curate large streams of unstructured data and train its machine learning—models. By normalizing both unstructured and structured data from electronic health records (EHRs), Flatiron Health made them more useful for clinicians and researchers.<sup>10</sup> By accelerating cancer research,<sup>11</sup> the startup created new value—with humans and technology—and was acquired by Roche for US\$1.9 billion in 2018.<sup>12</sup>

**“It would be wonderful if we could have a common framework that applies across customer, partner, and workforce. If there is a common way to think about ‘experience’ across all three parts of the ecosystem, this could drive an enterprise’s competitive advantage.”<sup>13</sup>**

FIGURE 1

## Connections between stakeholder (human) experiences and business outcomes



Source: Art Mazor et al., *Measuring human relationships and experiences: Blurring lines and shifting sands*, Deloitte Insights, June 20, 2019; Deloitte analysis.

### MEASURING THE HUMAN EXPERIENCE

Biopharma and medtech organizations could benefit by implementing a holistic strategy to measure the human experience for all stakeholders (figure 1).<sup>14</sup> While advances in technology appear to drive more efficiency, leaders should more deeply consider ways to increase value and meaning across the board—for workers, customers (patients), and ecosystem partners (vendors, alliances, advocacy groups). Successful organizations are not just tracking satisfaction but mapping touchpoints and determining the ease of interactions in the ecosystem.<sup>15</sup>

Executives in marketing, human resources (HR), operations, and information technology (IT) should be looking for opportunities to break down silos and collaborate. Working together, they could create and track a common set of experience measures for workers, customers/patients, and

ecosystem partners that will lead to better business outcomes.<sup>16</sup>

### Creating value for patients, care partners, and care teams



#### FOCUS ON A HOLISTIC PATIENT EXPERIENCE

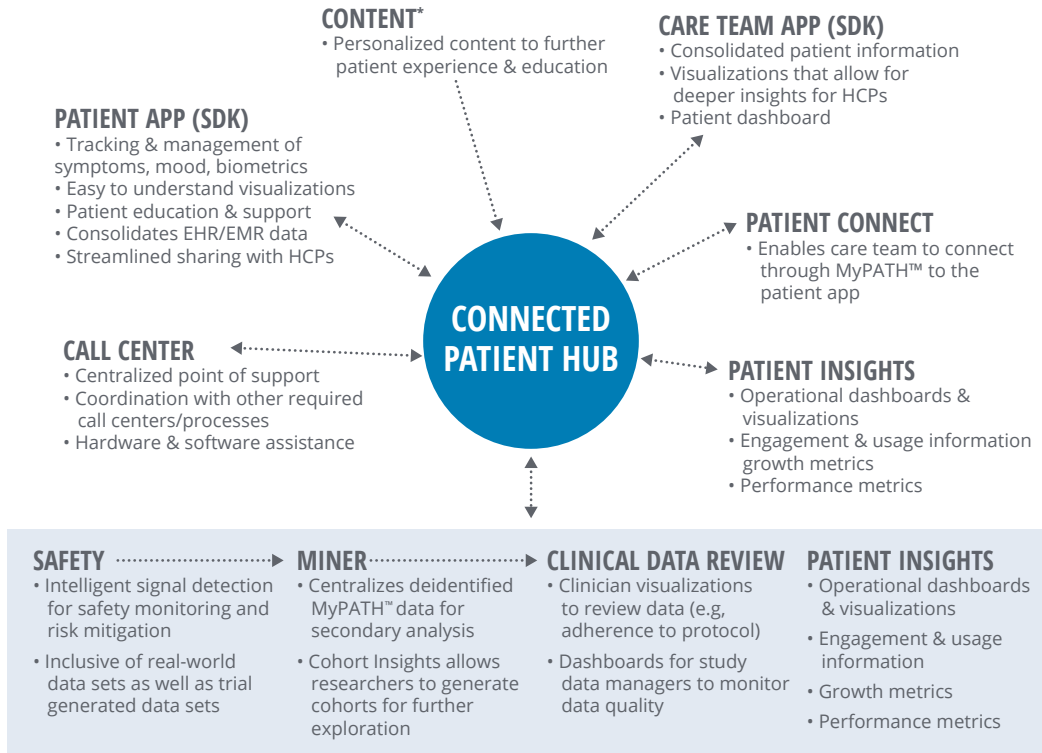
A holistic patient experience is about understanding the experience of a patient living with a specific disease or condition. By mapping all the touchpoints that patients may experience throughout their journey and with their care teams, an empathic solution could be built to address their needs—from diagnosis to maintenance. Providing a

holistic patient experience could reduce complexity for patients and caregivers. One way to manage that experience and create value through technology could be a patient hub (figure 2) that digitally connects patients and their caregivers.

FIGURE 2

## The holistic patient experience is driven by an integrated set of solution components

The ConvergeHEALTH MyPATH Platform



\* Content management system can be housed internally or externally.

Source: ConvergeHEALTH MyPATH, Deloitte, 2019.

A holistic patient experience could not only help patients manage their disease, but also improve adherence and outcomes. For example, medication adherence tools can help identify gaps in care, and intelligent safety monitoring can predict adverse events through wearables and provide early intervention. Research can be elevated by rich and comprehensive patient data and a learning health care system where clinical trials are designed around real-world patients.

### DEEPER UNDERSTANDING OF CONSUMER NEEDS

Medtech companies should have a deeper understanding of the end user. By creating

scenarios that demonstrate how new and existing devices and services could improve patient outcomes, they may also create value for key health care stakeholders.<sup>17</sup>

A better understanding of consumer needs could lead to the development of more user-friendly devices that could be sold directly to the consumer. In a new category of products—the self-fitting air conduction hearing aid—Bose offers a device that does not need the assistance of a hearing care professional. No preprogramming or hearing test is necessary. To create value, medtech companies should also explore ways to offer patient-centered services in nonclinical settings.<sup>18</sup>

## Creating value through more inclusive clinical trials

For decades, clinical trials have helped researchers discover solutions and treatments for diseases and avenues for further study, but have they been inclusive enough? Some experts say no, and the consequences of excluding representative populations may be profound.<sup>19</sup> In order to better understand the drugs and procedures that will effectively treat disease, there is a growing mandate to increase participation with members of demographic groups who will eventually receive these treatments.<sup>20</sup>

### HELA AND THE POPULATION SKEW IN CLINICAL TRIALS

Research would not be what it is today without the “immortal cells” taken from an African American woman, named Henrietta Lacks, who died in 1951 with an aggressive form of cervical cancer. HeLa cells, named after her, have allowed scientists to make breakthroughs in the diagnosis, treatment, and prevention of cancer, polio, HIV, HPV, and many other diseases. No other human sample matches the HeLa cell line in ubiquity or notoriety. More than 75,000 mentions can be found in *PubMed* papers. The cell line is still used in medical research today.<sup>21</sup>

Unfortunately, Henrietta Lacks’ cells were taken without her permission.<sup>22</sup> For minorities, mistrust of the medical community could be a barrier for clinical trial participation based on past injustices, like medical experimentation.<sup>23</sup> Nearly 40 percent of Americans belong to an ethnic or racial minority, but participants in clinical trials may skew between 80 to 90 percent white.<sup>24</sup>

### INCREASING PARTICIPATION IN CLINICAL TRIALS

To have statistical value, it is critical that clinical trials are representative of patients who will

eventually use a drug or therapy. A major challenge for the biopharma segment is recruiting trial participants from important demographic groups, including racial and ethnic minorities, women, and the elderly.<sup>25</sup> A review of 50 years of clinical trials, funded by the US National Institutes of Health (NIH), found that in two-thirds of trials, the average age of study participants was younger than the actual averages for patients with the diseases being studied.<sup>26</sup>

## Research shows that making trial participation available to patients is vital,<sup>27</sup> and underenrollment of critical groups reduces the generalizability of research findings.<sup>28</sup>

Resolving disparities becomes particularly important as cancer treatments continue to move toward precision medicine.<sup>29</sup> Fewer than one in 20 adult cancer patients enroll in cancer clinical trials.<sup>30</sup> Those over 65 years of age are often omitted from these trials but make up the lion’s share of patients for health conditions such as cancer, cardiovascular disease, arthritis, Parkinson’s, and Alzheimer’s.<sup>31</sup>

Another challenge for including vulnerable populations, like the elderly, is likely patient safety. Having an elderly patient on a study could put it at risk for more severe adverse events and possibly more protocol deviations (due to comorbidities, impaired social support, and cognitive and functional impairment).<sup>32</sup> Partnering with patient advocacy groups could help life sciences companies better design trials that may meet the needs and safety concerns of older adults.<sup>33</sup>



## IMPROVING ACCESS TO TRIALS

In a 2019 survey, more than 75 percent of patients cited structural and clinical barriers as the reasons for not participating in trials.<sup>34</sup> Structural barriers include access to a clinic and absence of an available trial. Clinical barriers include patients not being eligible due to narrow eligibility criteria, even if a trial is available, and the presence of comorbid conditions.<sup>35</sup>

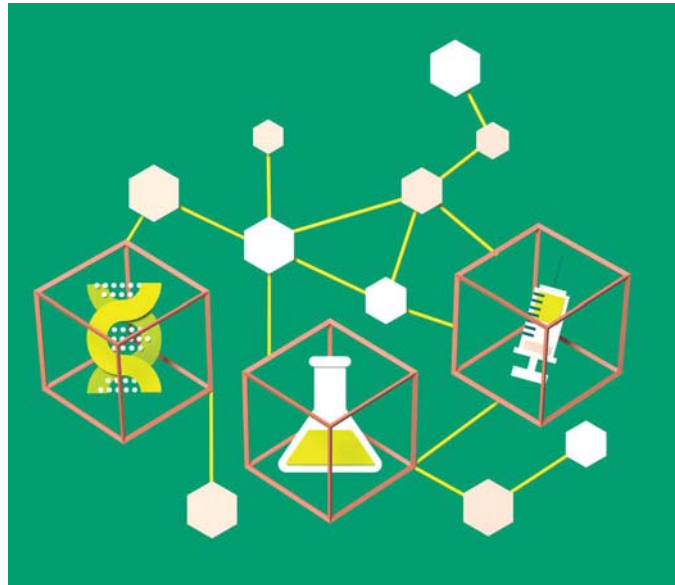
For those not living close to places with clinical trial facilities, telemedicine may provide one option. Through virtual clinical trials, any qualifying patient who wants to participate in clinical research could become a part of ground-breaking research.<sup>36</sup>

In the future, partnerships with patient advocacy groups, physician groups, and medical associations could improve communication and increase patient and provider education about the benefits of virtual clinical trials. Like telemedicine, greater adoption of new technologies and AI could also increase access to medical research and expand diversity.<sup>37</sup>

However, even with inclusion, there may be differences in trial benefits. Recent research shows that low-income cancer patients and those without insurance may not experience the same benefits that other cancer patients do. Researchers concluded that trial sponsors may need to think about how cancer trials are designed, so that they account for these differences for this important patient group.<sup>38</sup>

## GOVERNMENT AGENCIES' EFFORTS FOR MORE INCLUSIVE TRIALS

Government agencies have made a few efforts to make clinical trials more inclusive. In 2019, the US National Institute on Aging (NIA) launched a toolkit for older adults and their caregivers, including underrepresented populations, to encourage research participation.<sup>39</sup> The Recruiting



Older Adults into Research (ROAR) toolkit is available in English, Spanish, and Chinese, and includes a tip sheet that addresses:

- What a clinical trial is
- Where to find a clinical trial
- What happens in a clinical trial
- Why it is important for everyone to be included in trials
- Benefits and risks
- Safety and privacy
- Definitions of unfamiliar terms<sup>40</sup>

In 2020, the US Food and Drug Administration (FDA) will continue to pay close attention to age diversity in clinical trials.<sup>41</sup> The NIH's "All of Us" precision medicine initiative has had some success—with 80 percent of participants representing communities that are historically underrepresented in research.<sup>42</sup> The Center for Drug Evaluation and Research (CDER) Drug Trials Snapshots are showing a positive trend in trial demographics. For example, female inclusion increased from 40 percent in 2015 to 56 percent in 2018, and African American participation doubled from 2015 to 2018 but is still low at 10 percent.<sup>43</sup>

## Creating new value through meaningful work

Creating value and meaning are likely to become more important in the future of work.<sup>44</sup> Some even say that we are moving toward a passion economy—where meaningful and value-based work is an important factor in accepting a job.<sup>45</sup>

### NOT JUST TALK ABOUT PURPOSE, BUT MEANINGFUL ACTION

Deloitte's most recent and largest millennial survey of 16,425 respondents from around the world found that the next generation of talent wants to see businesses take meaningful action and not just talk about purpose. Millennials (born 1983–1994) and Gen Zers (born 1995–2002) were found to show deeper loyalty to employers who boldly tackle the issues that resonate with them most, such as protecting the environment and unemployment.<sup>46</sup>

President of Novartis Pharmaceuticals, Marie-France Tschudin, says that she is being reverse-mentored<sup>47</sup> by millennials in her company in order to gain a better understanding of this generation's needs in the workforce. Tschudin says that to win in this era of massive change, Novartis' focus is on its people and a flexible, agile culture, despite being a company of more than 100,000 employees. Novartis' talent principles are based on being "curious, inspired and unbossed."<sup>48</sup>

Biopharma and medtech organizations should look at emerging technologies, meaningful work, and flexible work models to lure this next generation of talent that has the potential to create more value, not just for themselves, but for customers, other stakeholders, and ultimately, the organization as well.<sup>49</sup>

### THE FUTURE OF MANAGEMENT: A DEEPER SENSE OF PURPOSE

The evolutionary breakthroughs of human collaboration are defined along a spectrum of colors, according to Frederic Laloux, author of *Reinventing Organizations*. He identifies pioneering organizations—large and small, for-profit and not-for-profit—as those that are moving toward self-management, wholeness, and a deeper sense of purpose. These "teal" organizations are seen as living entities, oriented toward realizing their potential.<sup>50</sup>

**Self-management.** Organizations based on peer relationships, not hierarchies. People have high autonomy in their domain and are accountable for coordinating with others. Power and control are distributed across the organization.<sup>51</sup>

**Wholeness.** Organizations that provide an environment where people are free to express themselves and reclaim their inner wholeness. This brings unprecedented levels of energy, passion, and creativity to work.<sup>52</sup>

**Evolutionary purpose.** Organizations with agile practices that sense and respond, replacing the machinery of plans, budgets, targets, and incentives. Paradoxically, Laloux says that by focusing less on the bottom line and shareholder value, these organizations generate financial results that outpace those of competitors.<sup>53</sup>

One example of a teal organization is Heiligenfeld, a 600-employee mental health hospital system based in Germany, which applies a holistic approach to patient care. Inner work is woven deeply into daily life at Heiligenfeld. Every week, colleagues from five hospitals come together for 75 minutes of reflective dialogue around a theme, such as dealing with risks or learning from mistakes.<sup>54</sup>

## FOCUS ON CAPABILITIES, NOT JUST SKILLS

In the workplace, when conditions, tools, and requirements change rapidly, organizations, systems, and practices should assimilate. Over the last few years, the focus has been on reskilling, but growing in importance will be the enduring human capabilities that allow individuals to learn, apply, and effectively adapt.<sup>55</sup>

In order to be successful, leaders should look at how jobs can be redesigned, and work reimagined, around human-machine collaboration, in ways that enhance workers' capabilities and augment human abilities. A work culture built around capabilities and diverse workgroups could have a positive effect on customer experience and business outcomes (figure 3).<sup>56</sup>

## Creating value in the market, tracking discernible change

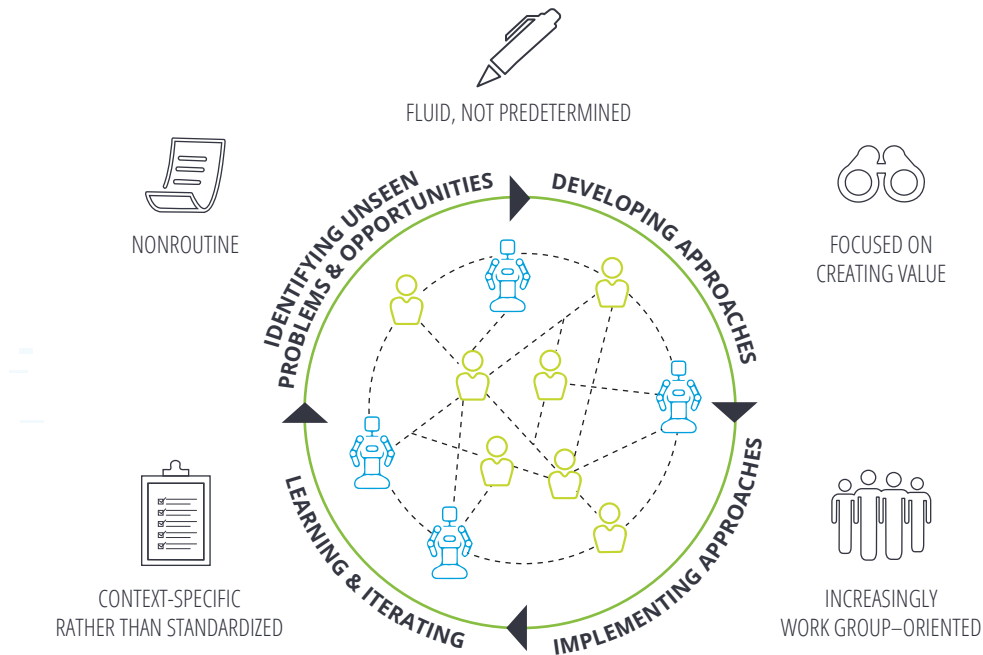
### PORTFOLIO TRENDS: BILLION-DOLLAR DEALS AND VALUATIONS

*Life sciences deal values rise, number of deals down*

Compared with a robust first half for 2019, the third quarter showed signs of a significant slowdown for life sciences mergers and acquisitions (M&A).<sup>57</sup> With a rocky market, trade deals in flux, and talks of recession in many parts of the world, companies may be waiting for valuations to fall even lower before they move forward with a transaction.<sup>58</sup>

FIGURE 3

## A new vision of human work oriented around creating new value



Source: John Hagel, John Seely Brown, and Maggie Wooll, *Skills change, but capabilities endure*, Deloitte Insights, August 30, 2019.

While the number of deals for the year may be trending downward, the value of the deals is considerably higher for the first three quarters of 2019—US\$181.7 billion compared with US\$135 billion in deal value at the same time in 2018.<sup>59</sup> Through Q3 2019, companies from the United States were acquirers in 537 deals and targets in 480 (figure 4). Chinese companies were acquirers in 411 deals and targets in 382.<sup>60</sup>

On the heels of the completion of the US\$74 billion acquisition of Celgene by Bristol-Myers Squibb,<sup>61</sup> one of the largest M&A deals announced in 2019 was for a gene therapy company. In late December 2019, Roche completed its US\$4.4 billion deal to acquire Spark Therapeutics following the receipt of regulatory approval from all government authorities required by the merger agreement. Spark becomes a wholly owned subsidiary of the Roche Group.<sup>62</sup>

In 2020, large pharma companies will likely need to keep acquiring and making bets on cell and gene therapy companies, focused on oncology and rare diseases. However, significant work remains to be done in scaling the gene and cell therapy model, from development through commercialization, which in turn, is putting pressure on legacy models.

In the future, smaller companies may ultimately take an increasing share of the market from big pharma by developing and commercializing products independently. With the recent influx of private equity and venture capital (VC) investment going into the biotech market, emerging companies have been able to pursue development into later stages. In the long run, this may make it more difficult for big pharma to buy innovation.<sup>63</sup>

*Biotech exits and initial public offerings (IPOs)*

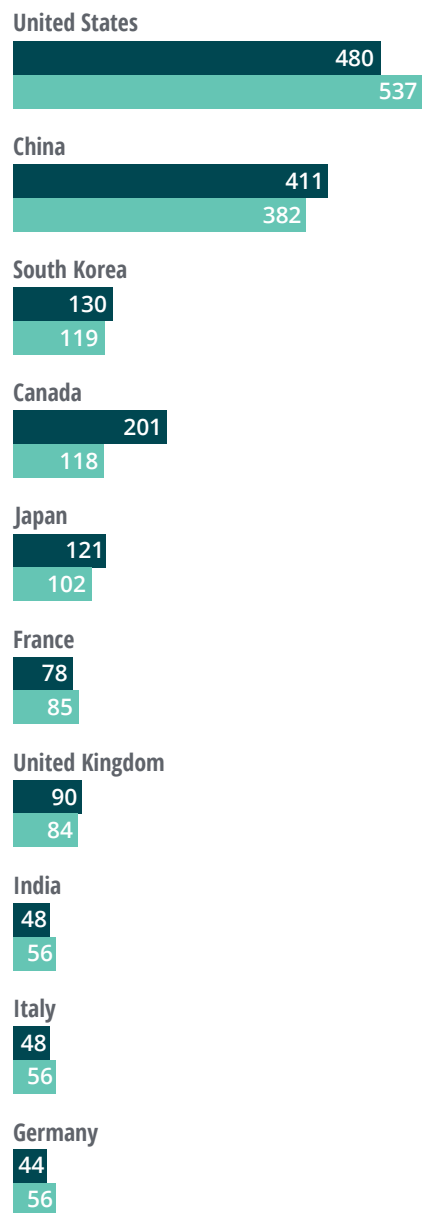
As of October 2019, there were 61 biotech IPOs, 127 biotech companies acquired, and 124 biotech companies ceased to exist worldwide.

FIGURE 4

**China on the heels of the United States in the number of global life sciences mergers and acquisitions among 10 leading countries, Q1–Q3, 2019**

Number of deals

■ As acquirer ■ As target



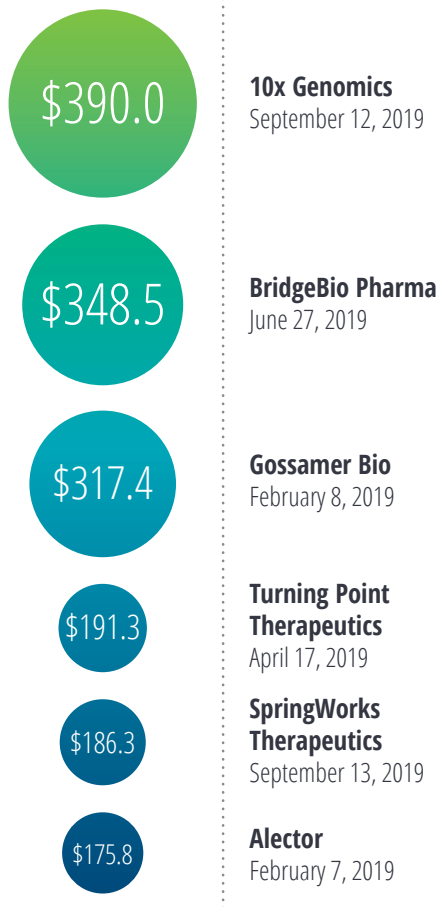
Source: *Pharmaceutical products and market*, Statista, October 15, 2019.

Four drug developers entered the US public market in 2019 with valuations of at least US\$2 billion, the strongest run of IPOs of this size in this sector (figure 5).

FIGURE 5

### Leading biotech IPOs of 2019

In US\$ millions



Sources: EvaluatePharma; Kevin Dowd, "2019 and 12 big things: IPOs, SoftBank and more with a unicorn CEO," Pitchbook, November 10, 2019.

However, there appears to have been a big ballooning of private valuations over the last few years.<sup>64</sup> Along with a rocky stock market in the third quarter of 2019, many companies are being forced to accept lower valuations, which some experts say may be more realistic (figure 6).<sup>65</sup>

### Medtech's billion-dollar era

As of the first half of 2019, the medtech sector already surpassed 2018's M&A total, including eight multibillion-dollar deals for a total of US\$29.5 billion.<sup>66</sup> The four largest deals concerned businesses that supply hospitals. Private equity also looks to be increasing its interests in medtech. Four deals of the top 10 in 2018, and two in the first half of 2019, fell to private equity firms.<sup>67</sup>

The first half of 2019 also saw the largest VC round ever in medtech and biopharma going to Verily Life Sciences, Alphabet Inc.'s research organization and a former division of Google X. The US\$1 billion venture round was only Verily's second reported round. Overall, however, early investment in medtech companies is falling considerably, as is the number of venture rounds per quarter.<sup>68</sup> Medical device deals in the third quarter of 2019 totaled US\$10.78 billion globally.<sup>69</sup>

### TECHNOLOGY ACQUISITIONS AND TRENDS

In 2019, life sciences companies announced deals to acquire 37 technology companies. As of September, more than half the deals were still pending. Software companies make up the majority of acquisitions at 18, followed by advertising and marketing companies (five) and IT consulting and services (four). Acquirers include six pharmaceutical companies, two biotech companies, and 29 health care equipment and supply companies.

Some notable deals include:

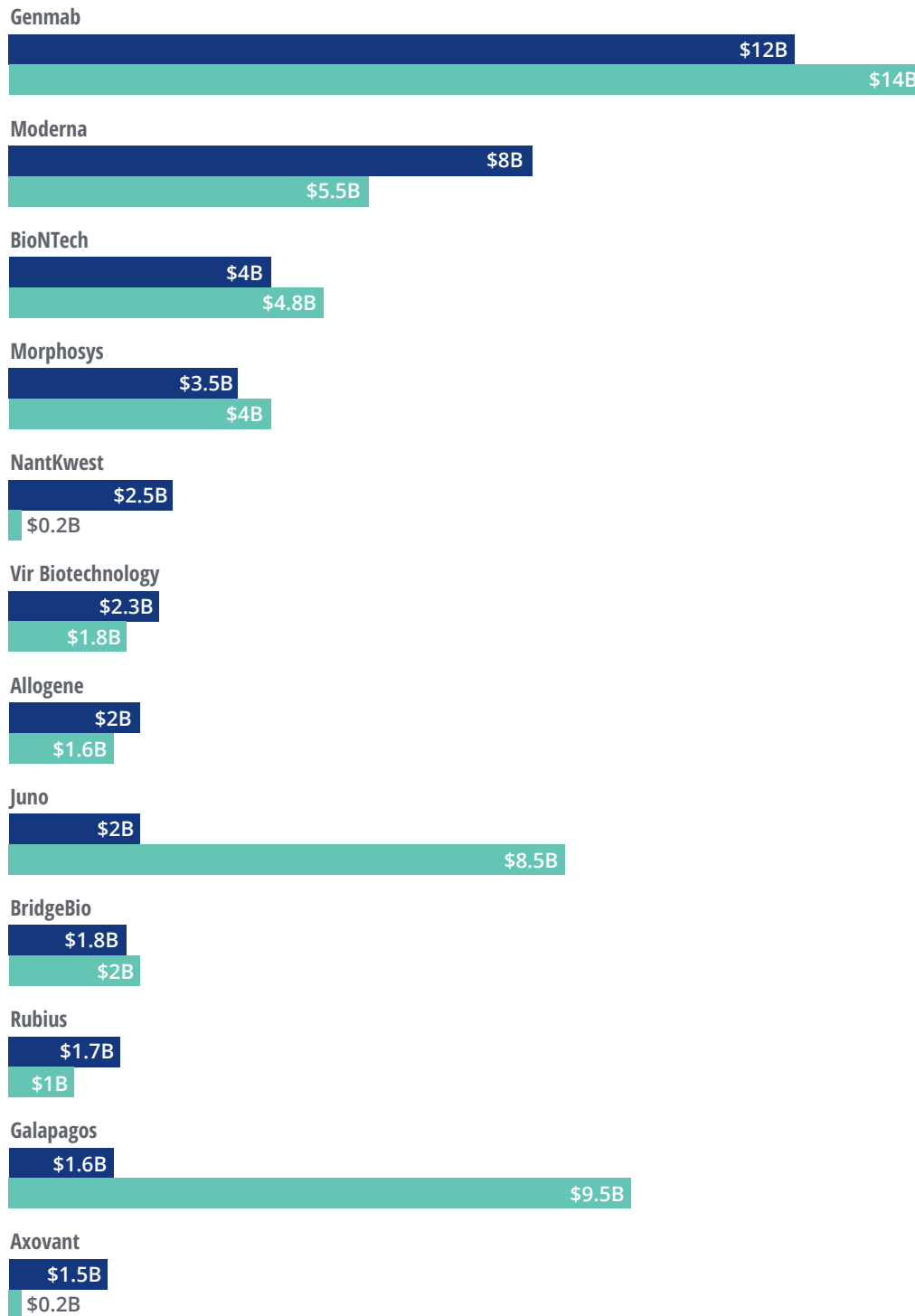
- France-based Dassault Systèmes' US\$5.8 billion acquisition of US-based Medidata Solutions, with the goal of creating an end-to-end scientific and business platform for life sciences.<sup>70</sup>
- US-based Thermo Fisher Scientific's acquisition of HighChem, a Slovakia-based developer of mass spectrometry software that can analyze

FIGURE 6

### Biotech's blockbuster flotations in US markets

In US\$ billions

■ Market cap at float ■ Market cap as of October 22, 2019



Source: Amy Brown, *Bloated on arrival? Biotech's weightiest new issues*, EvaluatePharma Vantage, October 22, 2019.

complex data and identify small molecules in pharmaceutical and metabolomics laboratories.<sup>71</sup>

- Atrys Health’s acquisition of Real Life Data SLU, both based in Madrid, Spain. Real Life Data specializes in health big data and real-world evidence solutions that are expected to enhance the work of Atrys in predictive medicine and deepen knowledge about the evolution and dimension of pathologies, trends in diagnoses, and treatments.<sup>72</sup>

*Rise of health-based technology unicorns*

As of November 2019, United States and European venture capitalists hold a record US\$144 billion in uninvested capital.<sup>73</sup> Some experts believe the IPO market for US-listed tech companies is in a “megacycle,” and despite some companies not

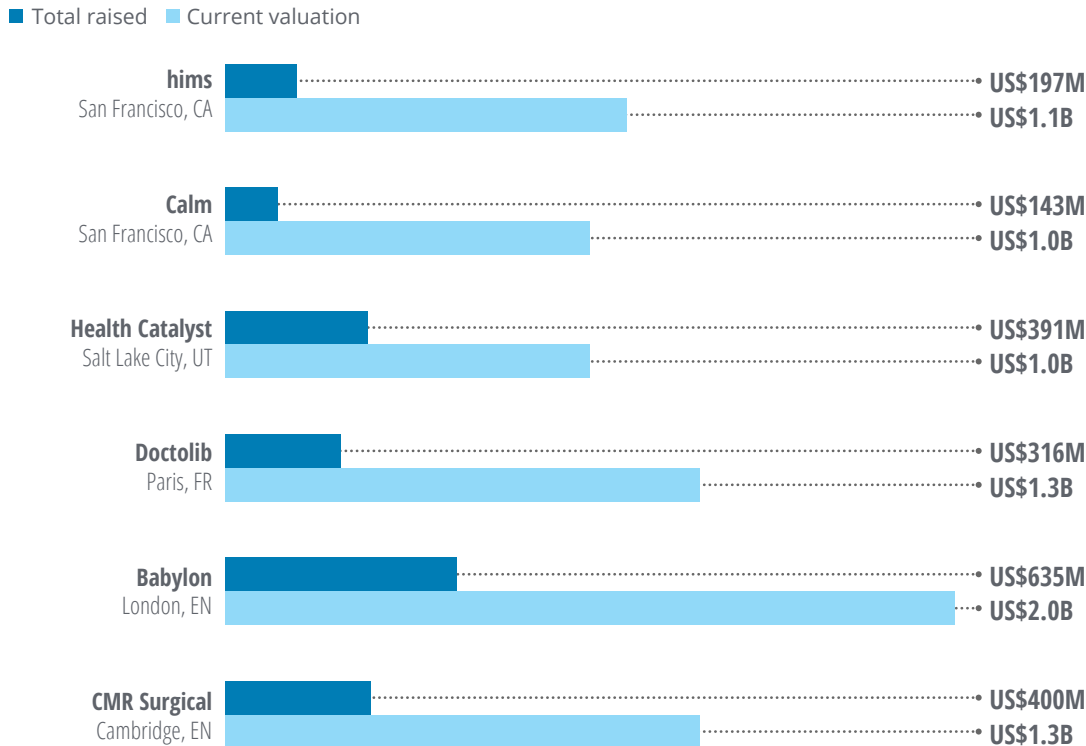
meeting expectations, 2020 may be the fifth year of growth in the tech IPO market.<sup>74</sup> In the first three quarters of 2019, a number of health-based technology companies joined the ranks of unicorn<sup>75</sup> status, which are privately held startups with a value over US\$1 billion<sup>76</sup> (figure 7).<sup>77</sup>

*The direct listing: A new way to raise capital*

In late 2019, the New York Stock Exchange (NYSE) filed with the US Securities and Exchange Commission (SEC) to allow companies going public to raise capital through a direct listing, instead of an IPO.<sup>78</sup> The direct listing model will allow companies to list existing shares held by investors on a public exchange—rather than offering new shares for trading, as is done in an IPO. This model allows bypassing intermediaries and avoids dilution of a company’s existing stock.

FIGURE 7

**Health-based technology unicorns that passed US\$1 billion in valuation in 2019**



Note: Data as of December 6, 2019.

Source: Andy White and Priyamvada Mathur, "Meet the unicorn class of 2019," PitchBook, March 5, 2019.

Some experts say many more companies, in particular, technology companies,<sup>79</sup> may be considering direct listings as an avenue for going public in 2020.<sup>80</sup>

### Software licensing trends

Compliance, risk management, and product life cycle management (PLM) software applications are likely to continue playing a dominant role in life sciences.<sup>81</sup> The life sciences applications market is expected to reach US\$8.9 billion by 2022, compared with US\$7.7 billion in 2017, at a compound annual growth rate (CAGR) of 2.9 percent.<sup>82</sup>

In 2019, innovators appear to be making investments in new technologies for drug discovery and real-world evidence.<sup>83</sup> Computational medicine has been pivotal in streamlining the process of drug

development, and growth has been supported by funding provided by the US National Science Foundation and the US National Institutes of Health. The computational medicine and drug discovery software market is expected to grow at a CAGR of 5.1 percent from 2018 to 2023, and is expected to reach US\$7.87 billion by the end of 2023.<sup>84</sup>

### Cloud investments

In 2019, cloud investments became one of the top priorities.<sup>85</sup> As cloud technology continues to mature, regulated organizations, including life sciences, have not only begun trusting the technology more, but seeing it as a competitive advantage.<sup>86</sup>

Cloud migration and data modernization are mutually reinforcing trends, and Deloitte research shows they are reaching a tipping point among

FIGURE 8

## Software licensing deals/partnerships through Q3 2019

COMPANY	DEALS WITH SOFTWARE COMPANIES	
<b>AstraZeneca</b>	<b>ProteinQure</b>	Multiyear collaboration to use quantum computing for drug discovery
<b>BMS</b>	<b>Concerto HealthAI</b>	Analysis of real-world oncology data to generate insights and real-world evidence
<b>Gilead</b>	<b>Insitro</b>	Use Insitro's platform for developing disease models for nonalcoholic steatohepatitis
<b>Janssen</b>	<b>Iktos</b>	Use Iktos's virtual design technology for discovery of small molecules
<b>Merck</b>	<b>Iktos</b>	Use Iktos's virtual design technology for discovery of small molecules
<b>Novartis</b>	<b>Microsoft</b>	Develop an AI innovation lab for designing personalized therapies
<b>Pfizer</b>	<b>CytoReason</b>	Standardization and organization of Pfizer's data for integration with the company's immune system model
<b>Sanofi</b>	<b>Google</b>	Develop a virtual innovation lab for analysis of real-world data

Source: "33 pharma companies using artificial intelligence in drug discovery," BenchSci Blog, October 2019.



large and medium-sized businesses. The leading drivers of cloud migration are security and data protection.<sup>87</sup> From 66 life sciences and health care companies surveyed by Deloitte, 85 percent are implementing or have fully implemented data modernization.

In 2020, more enterprise resource planning (ERP) buyers are expected to move to the cloud,<sup>88</sup> and businesses that use SAP solutions are making the move to take advantage of cloud flexibility and scalability.<sup>89</sup> Worldwide public cloud service revenue is expected to grow 17 percent in 2020.<sup>90</sup>

## RETURN ON CAPITAL AND DELIVERING VALUE

### *Deteriorating return on capital*

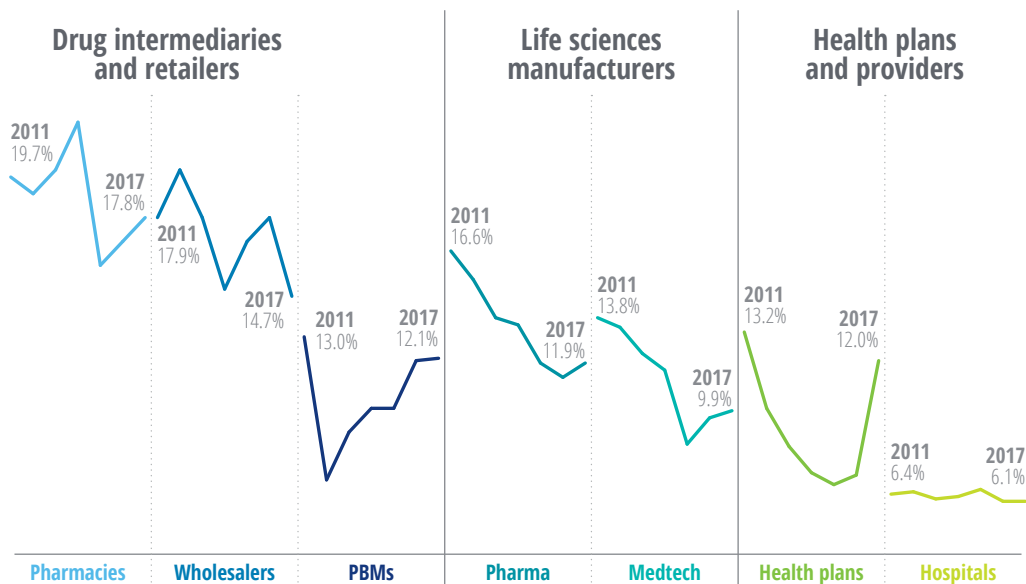
Return on capital (ROC) provides insights for organizations that are considering potential

partners and new opportunities. While the traditional focus is on profits, margins, and revenue, ROC can provide a fresh perspective. It could be one of the key metrics that matter for 2020—providing new understanding of the efficiency of allocating capital under control to drive profitability.<sup>91</sup>

Deloitte’s research discovered that ROC declined for drug intermediaries and retailers, health plans and providers, and life sciences manufacturers, from 2011 to 2017 (figure 9). Life sciences companies saw the biggest drop—from 17 percent in 2011 to 11 percent in 2017. ROC for medtech companies fell from 14 percent to 10 percent in the same period. Generally, life sciences companies had higher profit margins than companies in other sectors but demonstrated lower ROC than other organizations in the health care ecosystem, such as drug intermediaries and retailers, over the seven-year period.<sup>92</sup>

FIGURE 9

## Return on capital performance in life sciences and health care nosedived between 2011 and 2017



Sources: Teresa Leste, Yakir Siegal, and Maulesh Shukla, *Return on capital performance in life sciences and health care: How have organizations performed and where are best bets going forward?*, Deloitte, April 30, 2019.

Pricing pressure was a key factor for declining ROC for medtech companies, in addition to lower R&D productivity, according to Deloitte research. Hospital systems are now tasked with more procurement decisions and not individual providers. As hospital systems drive harder bargains, competing solely on price has led to ROC deterioration.<sup>93</sup>

### *Specialization drives higher ROC*

Deloitte research shows life sciences and medtech companies that focused on specialty areas had the highest ROC in 2017. In pharma specialties, ROC was highest for:

- Antivirals, 26 percent
- Musculoskeletal, 20 percent
- Oncology, 18 percent<sup>94</sup>

In medtech specialties, ROC was highest for:

- Robotic surgery, 21 percent
- Cardio, 20 percent
- ENT, 20 percent
- In vitro diagnostics, 15 percent<sup>95</sup>

In 2020, specialization is expected to remain an area of opportunity. Services and solutions that create value by improving outcomes and lowering costs could be another. R&D was found to be a source of diminishing ROC, especially having fewer assets in the late-stage pipeline and lower potential sales per asset.<sup>96</sup> Over the seven-year period, the average cost to develop a drug doubled.<sup>97</sup>

In a future with interoperable and real-time data, coupled with the full range of new technologies, it is likely that the greatest returns will likely accrue to organizations that successfully mine the data to deliver personalized solutions. Personalized solutions that meet consumer demands and keep people well and functioning at their highest potential can deliver value.<sup>98</sup>

### GRANT AND ACADEMIC RESEARCH TRENDS

The total NIH appropriation for biomedical research is US\$39.2 billion for FY2019.<sup>99</sup> Fiscal issues significantly impact the amount of federal investment.<sup>100</sup> Increases help maintain and grow research capacity by offsetting inflation and expanding research.<sup>101</sup> However, the proposed FY2020 budget is US\$34.4 billion, a decrease of approximately US\$4.8 billion or 12.2 percent.<sup>102</sup> This decrease shifts the upward trend in funding realized every year since 2013 (figure 10). The number of awards is also likely to decrease and may have an impact on innovation.

The NIA's FY2019 budget of US\$3.08 billion is almost 8 percent of the total NIH budget. Between


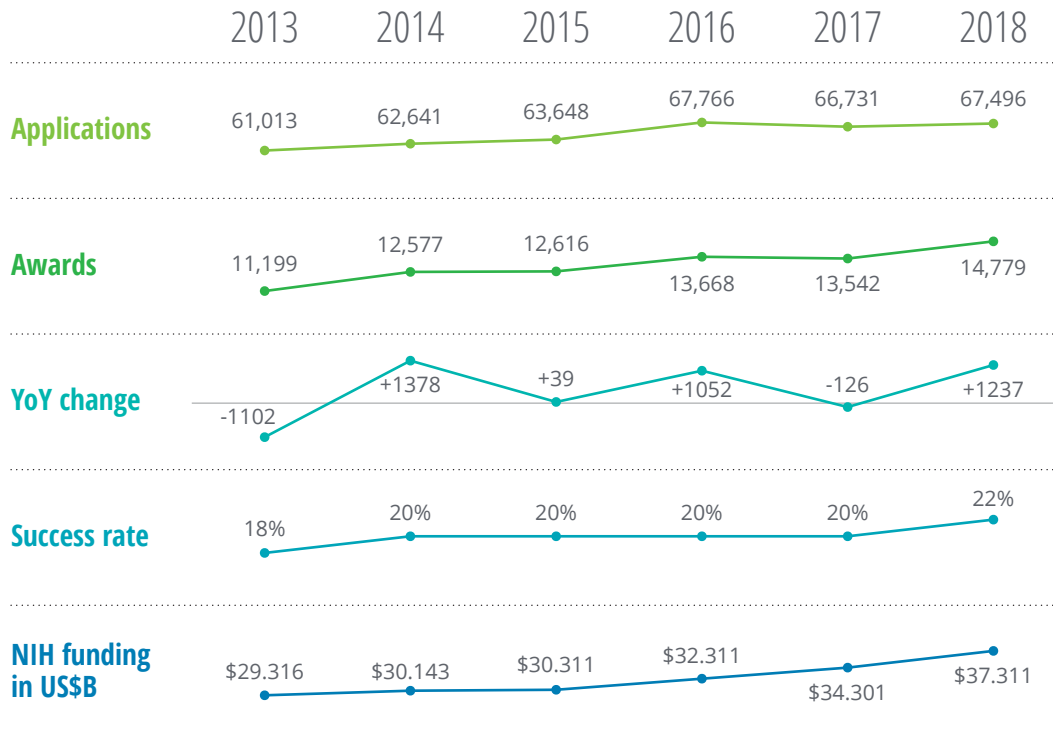


FIGURE 10

### NIH research grants: Competing applications, awards, and success rates, 2013–2018



Note: Success rates measure the likelihood of a research grant being awarded funding.<sup>103</sup>

Sources: *NIH Data Book*, Report 159, US National Institutes of Health, January 2019 and National Institutes of Health Funding, FY1994–FY2020, Congressional Research Service, April 2019.

FY2014 and FY2019, NIA funding increases for Alzheimer’s disease and related dementias research totaled US\$1.7 billion.<sup>104</sup> The NIH supports a total of 288 various research/disease categories based on grants, contracts, and other funding mechanisms.<sup>105</sup>

More than 80 percent of the NIH budget supports extramural research conducted at over 2,700 organizations.<sup>106</sup> NIH research typically produces significant return on investment for local businesses across the United States. On average, every NIH grant creates seven high-quality jobs.<sup>107</sup> Johns Hopkins University received the single largest award for a US research institution in 2019 at US\$738.9 million (figure 11).<sup>108</sup>

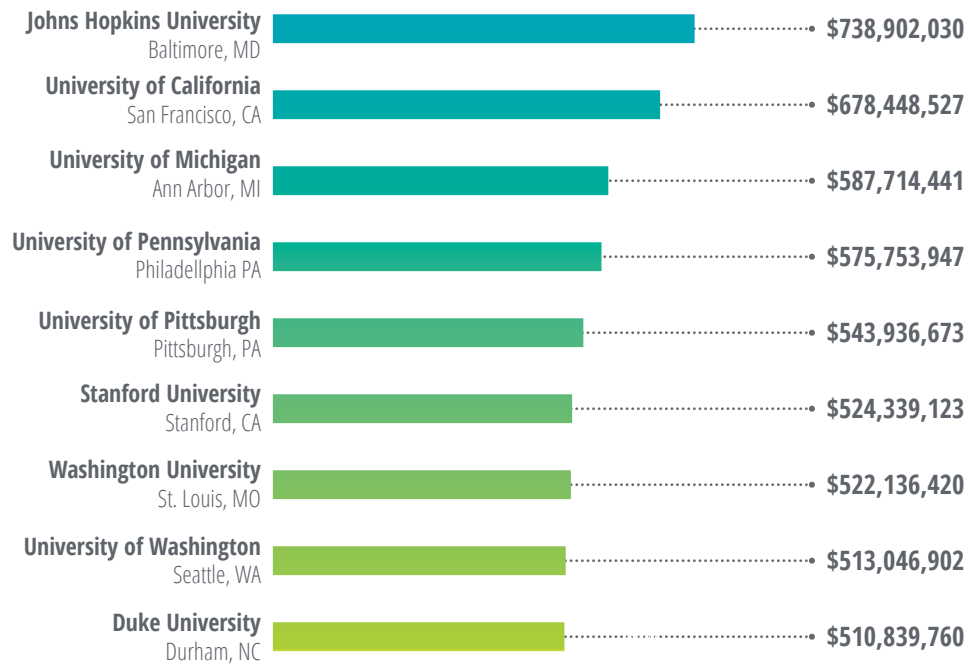
Recent research shows that federally funded cancer treatment trials may fill an important gap in clinical research by seeking answers to treatment questions that might otherwise not be explored. Researchers were surprised to find that 43 percent of the trial results studied had negative results, and half of those reaffirmed standards of care compared to experimental therapies.<sup>109</sup>

#### SHIFTS IN THERAPEUTIC FOCUS

##### *Pipelines to come*

R&D spend is forecast to grow at a compound annual growth rate (CAGR) of 3 percent over the 2019–24 period.<sup>110</sup> In 2019, there were 16,181 drugs in the pharmaceutical pipeline, compared with

FIGURE 11

**Leading NIH research awards by location and organization for 2019**

Source: US National Institutes of Health, "Research portfolio online reporting tools (RePORT)," data as of October 14, 2019.

15,267 in 2018, an increase of almost 6 percent. The pipeline includes all drugs being developed by pharma companies—from preclinical and other stages of clinical testing to regulatory approval and launched drugs (i.e., still in development for additional indications or markets).<sup>111</sup>

Therapy areas with the largest increase in activity over the past year are focused on oncology; amyotrophic lateral sclerosis (ALS) and other degenerative musculoskeletal conditions; rare diseases related to the gastrointestinal (GI) tract; and nonnarcotic pain treatments. Since 2013, the number of oncology drugs increased by 63 percent, and oncology contributes to 40 percent of the clinical development spend. Oncology is predicted to have close to 20 percent of the market share of pharmaceutical sales by 2024.<sup>112</sup>

Since 2013, pain and dermatology drugs rose more than 50 percent, but represent just under 6 percent

of the total pipeline each. The number of vaccines under development declined by 4 percent.<sup>113</sup>

In 2020, the shift is expected to continue toward rare diseases and treatments for unmet needs. The number of next-generation cell, gene, and nucleotide therapies more than doubled over the past three years. These new approaches to treating and curing disease continue to attract attention and investment.<sup>114</sup> But uptake has been slower than expected, mostly due to the high cost of new treatments and the challenges in coverage and reimbursement faced by commercial and public payers.<sup>115</sup>

This creates a need for new financing solutions and reimbursement models that can ensure appropriate patient access to needed treatments, increase affordability for payers, and sustain private investment in innovation.<sup>116</sup> MIT's FoCUS Drug Development Pipeline analysis found that annual reimbursements for cell and gene therapies

could reach between US\$20 billion to US\$30 billion by 2031.<sup>117</sup>

Only an estimated 5 percent of rare diseases have a pharmacotherapy, and governments worldwide continue to support their development.<sup>118</sup> Next-generation therapies still represent less than 10 percent of the total late-stage R&D pipeline.<sup>119</sup>

Antibiotics are another area of unmet need but may not be profitable enough to develop, and some pharma companies appear to be exiting the field.<sup>120</sup> As of Q2 2019, approximately 42 new antibiotics with the potential to treat serious bacterial infections were in clinical development. However, only one in five infectious disease products that enter phase I clinical trials on humans will be approved for patients.<sup>121</sup>

Organizations like the Bill & Melinda Gates Foundation are actively working to address the challenge of antimicrobial resistance (AMR) in developing countries.<sup>122</sup> Support is likely needed for new financial stimuli, including help from the public sector.<sup>123</sup> In India, Pfizer Inc. is partnering with the Indian Council of Medical Research and working to change the way antibiotics are prescribed and used. Behavior change is expected to be a key part of the strategy.<sup>124</sup>

Despite high levels of pipeline activity, oncology R&D continues to face significant risk of failure and long development times. The oncology composite success rate dropped to 8.0 percent in 2018, compared with 11.7 percent in 2017.<sup>125</sup> There is a lot of competition in clinical trial recruitment for oncology due to a finite number of patients and an increasing number of treatment options. In 2018, 28 out of 33 pharma companies with global pharmaceutical sales over US\$5 billion had large and active oncology pipelines.<sup>126</sup> In 2020, a promising shift may come from combination therapies in oncology and what they could potentially unlock, treating different types of tumors.<sup>127</sup>

One of the most valuable products in the pharmaceutical pipeline is projected to be Vertex's triple combination, VX-659/VX-445 + tezacaftor + ivacaftor, a transformative medicine for cystic fibrosis. It is demonstrating a net present value (NPV) of US\$20 billion.<sup>128</sup>

### *Small vs. large molecule development*

In 2019, small molecules dominated the pharmaceutical pipeline with 22 US FDA approvals compared with eight large molecule (biotech) approvals as of October 22, 2019.<sup>129</sup> The number of large molecules being investigated in 2019 increased significantly compared with 2015.<sup>130</sup> In 2019, four out of every 10 drugs under development are biotech-derived. The growing demand for personalized medicine and orphan drugs is driving R&D investments in large molecule products.<sup>131</sup>

## TRACKING THE GROWTH OF NEW AND EXPANDED MANUFACTURING FACILITIES

### *A flurry of acquisitions for cell and gene therapy manufacturing facilities*

In 2020, manufacturing is expected to be a key differentiator for gene therapy companies. Contract manufacturing organizations (CMOs) and contract development and manufacturing organizations (CDMOs) are adding capacity.<sup>132</sup> Big pharma companies are also building their own facilities and buying capacity from smaller companies.<sup>133</sup>

The demand for additional manufacturing capacity will likely be exacerbated by accelerated regulatory approvals. By 2025, the US FDA expects it will be approving 10 to 20 cell and gene therapy products a year.<sup>134</sup> Phases of development are advancing so quickly that in order to be ready for commercialization, companies should be considering manufacturing at the beginning of development.<sup>135</sup> While the number of facilities are growing, experts say one of the biggest challenges will be staffing these facilities with enough trained and qualified personnel.<sup>136</sup>

Notable manufacturing investments for cell and gene therapies include:

- Cambrex Corp. acquired Avista and its four facilities (three in the United States, one in Scotland) for US\$252 million to become an integrated CDMO.<sup>137</sup> Cambrex was then acquired for US\$2.4 billion by an affiliate of the Permira funds.<sup>138</sup>
- Catalent Inc.'s US\$1.2 billion acquisition of Paragon Bioservices Inc. in Baltimore, Maryland, a viral vector CDMO for gene therapies.<sup>139</sup>
- Switzerland-based Lonza Group Ltd. doubled its production capacity for viral gene and virally modified cell therapy products with a new 300,000-square-foot facility in Pearland, Texas.<sup>140</sup>
- France-based Novasep invested US\$30 million in a viral vector facility on its site in Seneffe, Belgium.<sup>141</sup>
- Brammer Bio is installing clinical and commercial gene therapy manufacturing capabilities at its 66,000-square-foot facility in Cambridge, Massachusetts. It was recently acquired by Thermo Fisher for US\$1.7 billion.<sup>142</sup>
- LakePharma Inc. in California and Oxford BioMedica Plc in the United Kingdom have also invested in viral vectors.<sup>143</sup>
- Precigen is adding a 5,000-square-foot facility for gene and cell manufacturing in Maryland.<sup>144</sup>
- Pfizer Inc. acquired Bamboo Therapeutics in Chapel Hill, North Carolina, along with a phase I/II gene therapy manufacturing facility.<sup>145</sup>
- Bluebird Bio Inc. opened its first wholly owned manufacturing facility, a 125,000-square-foot facility in Durham, North Carolina.<sup>146</sup> Bluebird

received approval from the European Medicines Agency (EMA) to manufacture its autologous gene therapy, Zynteglo, in Europe.<sup>147</sup> Its CDMO is German-based apceth Biopharma GmbH, recently acquired by Hitachi Chemical. Hitachi has plans to build a regenerative medicine business in the United States, Europe, and Japan.<sup>148</sup>

- Moderna Therapeutics opened a 200,000-square-foot manufacturing facility in Norwood, Massachusetts.<sup>149</sup>
- Novartis is expanding its gene and cell therapy manufacturing with a new production facility in Stein, Switzerland, and adding another 38,750 square feet by acquiring CellforCure.<sup>150</sup> It is also cutting costs to finance new therapies, shedding eight facilities and revamping another eight.<sup>151</sup>
- Cellectis is building an 82,000-square-foot commercial manufacturing facility in North Carolina for its allogeneic CAR-T products and a 14,000-square-foot facility in Paris, France, for its allogeneic gene-edited CAR-T cell (UCART) products.<sup>152</sup> It also has a manufacturing servicing agreement with Lonza for its facility in Geleen, the Netherlands.<sup>153</sup>
- Sanofi is retrofitting a vaccine plant in France into a gene therapy manufacturing operation.<sup>154</sup>

### *API manufacturing acquisitions and shutdowns*

Active pharmaceutical ingredient (API) manufacturers appear to have been a key target for CMO M&A in the 2015–17 period, making up 30 percent of acquisitions.<sup>155</sup> In 2018, a number of large molecule API CDMOs invested in single-use production capacity.<sup>156</sup>

- Denmark-based AGC Biologics added a 2,000L single-use bioreactor at its therapeutic protein manufacturing facility in Berkeley, California.

- Avid Bioservices is developing a single-use biomanufacturing process for its client, Acumen Pharmaceuticals, in Tustin, California.
- China-based WuXi Biologics is building an API biomanufacturing facility in Ireland.<sup>157</sup>

Environmental challenges appear to also be narrowing the pool of API suppliers, as a number of high-polluting API manufacturers were shut down by the Chinese government.<sup>158</sup>

## Questions to consider for creating value in 2020

- How can you create a more holistic patient experience?
- How can you reduce complexity in the patient experience?
- What types of technologies can improve the patient experience?
- What steps can you take to increase the participation of women, minorities, and older patients in clinical trials?
- Are you involving patients and patient advocacy groups in designing the patient experience?
- How can you evolve work culture around capabilities?
- How can you measure the effect of workforce experience on customer experience?
- Do you believe health care information (particularly in the United States) will become available as part of open systems or stay closed and proprietary?

# Opportunities and efficiencies

## Accelerating R&D with technology

### INTELLIGENT DRUG DISCOVERY AND THE EXPLOSION OF AI STARTUP

Considerable growth is expected for the AI market in biopharma. The market is predicted to increase from US\$198.3 million to US\$3.88 billion between 2018 and 2025, at a CAGR of 52.9 percent. AI in drug discovery alone accounted for the largest market size, increasing from US\$159.8 million to US\$2.9 billion in the forecast period.<sup>159</sup>

It appears that a new breed of startups is leading the way in how new drugs are discovered and developed.<sup>160</sup> As of December 2019, **almost 180 startups** were involved in applying AI to drug discovery (figure 12).<sup>161</sup>

Almost 40 percent of these AI startups are specifically working on repurposing existing drugs or generating novel drug candidates using AI, machine learning, and automation.<sup>162</sup> Recursion Pharmaceuticals, based in Salt Lake City, uses AI and automation to test thousands of compounds on hundreds of cellular disease models.<sup>163</sup> Each week, the company generates 65 terabytes of data<sup>164</sup> in search of new compounds that can disrupt disease without harming healthy cells.<sup>165</sup> Since 2017, Recursion has two drugs in clinical trials<sup>166</sup> and rare disease deals with Takeda Pharmaceutical Ltd. and Sanofi. In July 2019, Recursion raised an additional US\$121 million in series C funding.<sup>167</sup>

FIGURE 12

### Close to 180 startups applying AI to drug discovery

No. of AI startups	Area of AI drug discovery
59	Generating novel candidates
29	Aggregating and synthesizing information
13	Designing drugs
12	Understanding mechanisms of disease
10	Validating and optimizing drug candidates
9	Recruiting for clinical trials
9	Designing clinical trials
9	Designing preclinical experiments
8	Establishing biomarkers
8	Repurposing existing drugs
7	Optimizing clinical trials
5	Running preclinical experiments
4	Analyzing real-world evidence and publishing data
1	Generating data and models <sup>168</sup>

Source: Simon Smith, "177 startups using artificial intelligence in drug discovery," BenchSci Blog, December 3, 2019.

Instead of screening millions of molecular structures, Hong Kong-based **InSilico Medicine** uses a creative AI algorithm for de novo



small-molecule design. Based on existing research and preprogrammed design criteria, Insilico's deep learning system can find potential protein structures at a lower cost and in record time. In September 2019, InSilico published landmark research in *Nature Biotechnology* demonstrating that one leading drug candidate produced favorable pharmacokinetics in mice for fibrosis in 21 days at a cost of only US\$150,000.<sup>169</sup> Insilico also raised US\$37 million in series B funding from China-based investors.<sup>170</sup>

According to Deloitte research, the average cost of developing a drug is approximately US\$2.1 billion.<sup>171</sup> In the future, a 10 percent improvement in the accuracy of predictions<sup>172</sup> could lay the groundwork for saving the pharmaceutical sector billions of dollars and years of work.<sup>173</sup> Drug discovery and preclinical stages could be sped up by a factor of 15 and enable more competitive R&D strategies.<sup>174</sup>

#### AI COLLABORATION, A KEY FOR BIG PHARMA INNOVATION

As of November 2019, 34 pharma companies are using AI for drug discovery, including, by partnering with AI startups.<sup>175</sup> Over the next year, competition for AI talent will likely be fierce, and pharma companies should not let traditional thinking and legacy cultures put them at a disadvantage.<sup>176</sup>

Alliances have begun to form to coordinate and advance the adoption of AI in R&D. Cloud computing could help leaders extend collaboration with other biopharma companies, smaller biotech companies, research laboratories, and academic institutions spread across the globe.<sup>177</sup>

At the same time, pharma companies are leveraging partnerships to explore AI-driven R&D, and many are laying the groundwork for more advanced data strategies. Novartis is looking to maximize the wealth of its clinical data. It has seen some success with STRIDE, its systems

transformation project for a data system that can be easy to access, use, and analyze. Its Data42 project is leveraging the power of data analytics, machine learning, and AI to find leads for possible new drugs.<sup>178</sup>

Tech giants are also making their presence felt in the technology race. Google's DeepMind made a major advance on one of the most important problems in biochemistry at the end of 2018. [AlphaFold](#), its AI algorithm, combined two techniques that were emerging in the field and beat established contenders in a competition, on protein-structure prediction, by a surprising margin. While pharma scientists were upended by the discovery, observers believe, outside disruption will lead to newer advances.<sup>179</sup>

The ability of AI protein-folding algorithms to solve structures faster than ever is expanding and may speed up the development of new drugs.<sup>180</sup> Over the next decade, patients can expect these developments to have a significant impact on treatment options, particularly in areas where there is no treatment currently.<sup>181</sup>

The lifeblood of biomedical research and innovation is rich health care data. Today, despite the increasing amounts of health care data generated, most of this data is inaccessible to other organizations for collaboration due to a myriad of reasons, including security concerns, technology constraints, and business-model challenges. These challenges mean that the health care ecosystem is not fully benefiting from the insights of the secondary use of all this digital health data. This slows the pace of health care innovation and limits the potential to improve the lives of patients and our medical system.

To address this issue, Amazon Web Services (AWS) launched Data Exchange, a service for unlocking many data sources that have traditionally been locked in silos across multiple organizations. The goal is to provide health care stakeholders with a

scalable and secure service to create new collaborative business models and reimagine how they approach research, clinical trials, pharmacovigilance, population health, and reimbursement.<sup>182</sup>

**TRENDS IN APPROVALS**

According to a 2018 study from the MIT Sloan School of Management, almost 14 percent of all drugs in clinical trials eventually win approval from the US FDA. This number is higher than

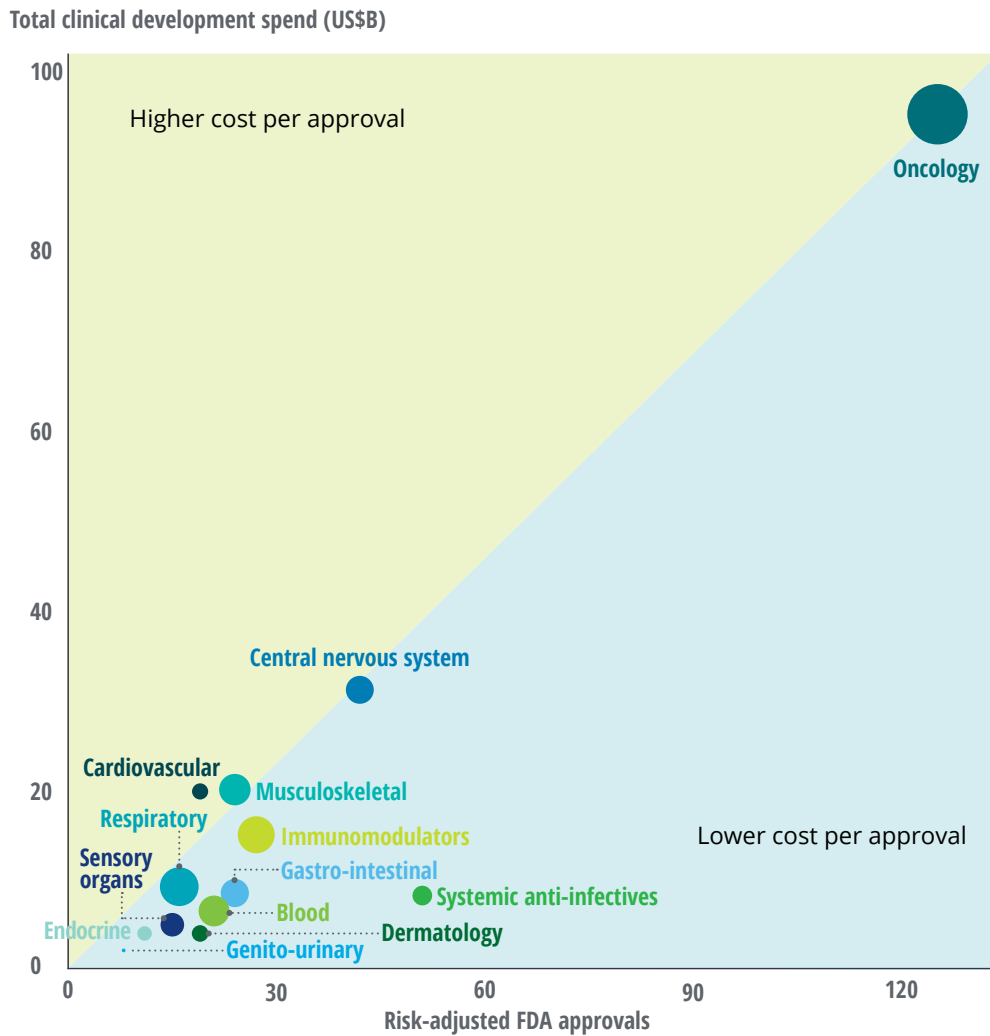
initially believed by observers in industry and academia. While the overall success rate for all drug development programs did decrease between 2005 and 2013 from 11.2 percent to 5.2 percent, the decline slowed down after 2013, around the time the US FDA began approving more novel drugs.<sup>183</sup> More than half of the approvals were for rare diseases in 2018.<sup>184</sup>

Seventy-three percent of new drugs approved by the US FDA went through an accelerated approval

FIGURE 13

**Clinical development spend vs. risk-adjusted FDA approvals by therapy area**

Circle area = total NVP (US\$ billions)



Source: World Preview 2019, Outlook to 2024, EvaluatePharma, June 2019.

process in 2018. From 2013 to 2018, Breakthrough Therapy Designations increased from four to 39, and Fast Track Designations increased from 21 to 85. Most drugs approved through the accelerated approval process treat conditions that are debilitating or deadly, and have few or no other treatments. Fast-tracking new drugs is becoming “a new normal,” but there are still concerns over quality, safety, and costs.<sup>185</sup>

China’s overhaul of regulations in recent years brought a fast-track approval process and a potential local study waiver for products targeting rare diseases or diseases with substantial unmet needs. Since then, China has experienced exponential growth in new approvals and a significant reduction in drug lag, compared with the US FDA and EMA (figure 14).<sup>186</sup>

In Europe, the fast-tracking approval process is called PRIME, PRIority Medicines. A recent two-year study on PRIME by the EMA found that

83 percent of approved medicines concerned rare diseases and 44 percent were treatments for pediatric patients.<sup>187</sup>

### EFFECTS OF ACCELERATING APPROVALS

#### *Early focus on commercially viable supply chain*

Beginning in 2020, the US FDA anticipates 200 new applications for gene and cell therapies per year. To gear up for this wave, the US FDA is hiring 50 new clinical reviewers.<sup>188</sup>

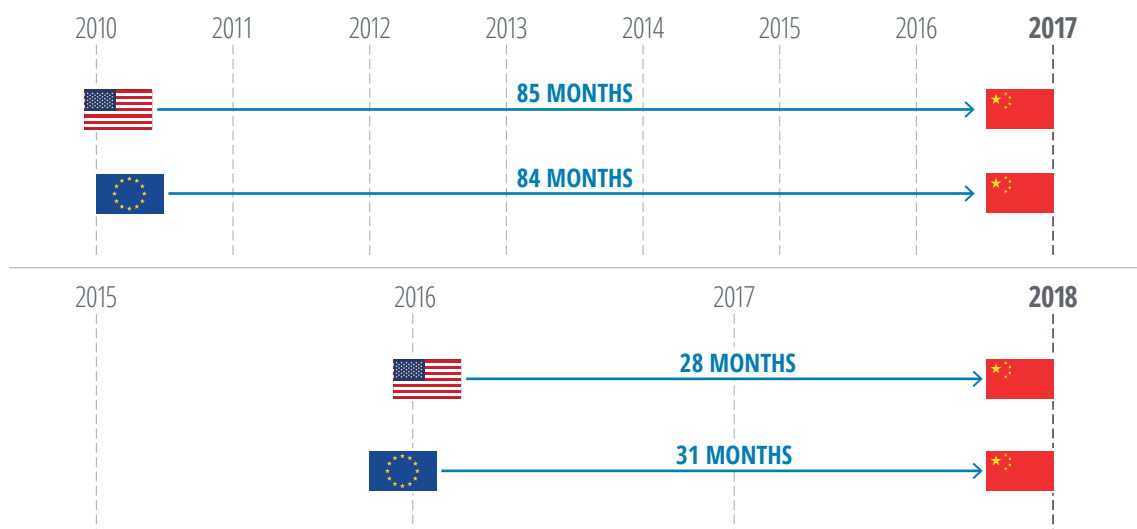
“In contrast to traditional drug review, where 80 percent of the review is focused on the clinical portion of that process, and maybe 20 percent is focused on the product issues, I’d say that this general principle is almost completely inverted when it comes to cell and gene therapy.”

— Scott Gottlieb, MD, former commissioner, US FDA<sup>189</sup>

FIGURE 14

### Chinese Food & Drug Administration (CFDA) gave more new approvals and reduced drug lags compared with US FDA and EMA (in months)

Drug Lags Compared to FDA and EMA (in months)



Source: David Xie, Xiaofeng Li, and An Li, *The rewards of regulatory change: Launching innovative biopharma in China*, Deloitte Insights, April 18, 2019.

Accelerated regulatory pathways require commercially viable supply chains to be in place at the start of a phase I/II program. If later in the life cycle there are changes to the manufacturing processes, analytical methods, or supply sites, this can add complexity.<sup>190</sup>

#### *Fast-tracking drugs and medical algorithms*

The number of approvals for proprietary medical algorithms continues to rise.<sup>191</sup> In September 2019, the US FDA approved an AI algorithm embedded on-device. The AI screening tool, known as Critical Care Suite, works with portable X-rays to rapidly screen for a collapsed lung and is licensed by UCSF Innovation Ventures to GE Healthcare.<sup>192</sup>

The state of AI in medical device development is evolving. While the US FDA controls the regulatory framework in the United States, the European

Union (EU) has several reforms affecting medical devices, including General Data Protection Regulation (GDPR), NIS Directive (for network and information systems and cybersecurity), Medical Device Regulation (MDR), and In Vitro Diagnostic Medical Device Regulation (IVDR).<sup>193</sup>

The new EU MDR is slated to go into effect in May 2020. The regulation will impact combination products, in particular, where the drug component is principal to the function of the device, e.g., insulin injector pens.<sup>194</sup>

#### *Faster reviews in US FDA Pre-Cert Program testing phase*

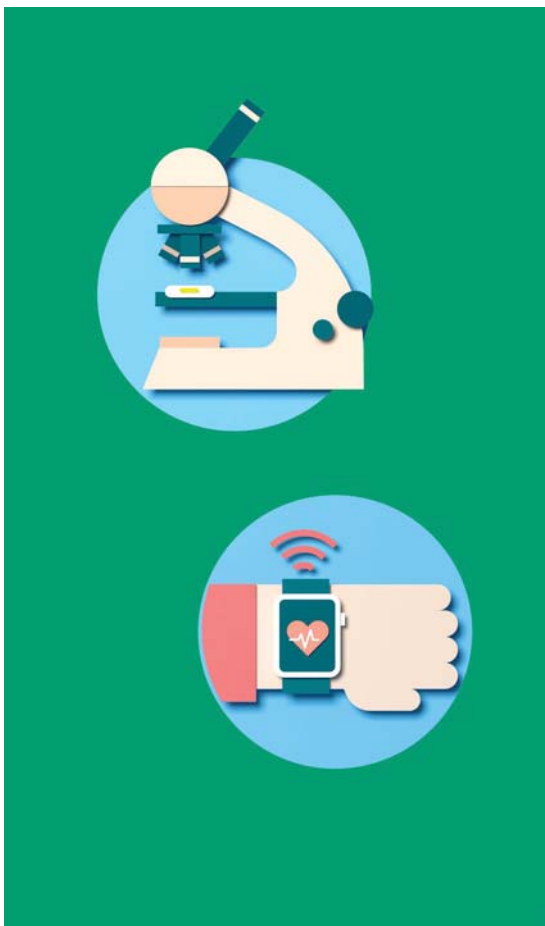
The US FDA's Pre-Cert pilot program for regulating software as a medical device (SaMD) is currently in its testing phase. In a mid-year 2019 report, the agency compared its new Pre-Cert pathway to traditional review and found favorable results. The agency will continue testing with new submissions.<sup>195</sup>

## Creating operational efficiencies

### MANUFACTURING TRENDS AND PROCESS IMPROVEMENTS

#### *Better tracking via smart factories (automation, sensors, and the Internet of Things [IoT])*

The demand for small-volume, personalized medicines is driving operations away from large-scale bulk production to multiproduct facilities that require meticulous tracking. There has always been pressure to get drugs to market faster, while maintaining compliance and data integrity. Smart factories for the future may offer digital automation solutions, industrial IoT connectivity, and flexible manufacturing processes.<sup>196</sup> With a digitized core, including intelligent automation, a company may be able to streamline the number of



days it takes to release a drug product from approximately 100 days to seven.

Medtech companies also have the potential to drive efficiencies and tackle challenges by applying solutions such as IoT, machine learning, additive manufacturing, and augmented reality.<sup>197</sup>

Applications in the Industrial Internet of Things (IIoT) can connect and power digital supply networks (DSNs) that inform better decision-making.<sup>198</sup>

Companies can complement and expand the classical functionalities provided by IT (e.g., enterprise resource planning [ERP] systems) while enabling a full integration between IT and operations technology (OT). These technologies could positively drive change throughout each stage of the supply chain, ultimately leading to increased value delivered to the end customer or patient.<sup>199</sup>

*Focus on simple processes for early success*

Life sciences and medtech companies have increasingly digitized operations to address inefficiencies, and best practice suggests focusing on simple processes before taking on more complex processes. Two areas ripe for advances in technology are inventory and logistics management and warehouse operations.<sup>200</sup>

*Tracking productivity in real time with augmented reality*

As enterprise manufacturing becomes more complex, biopharma and medtech companies could benefit and drive efficiency, as well as reduce the risk of human error, with new technologies such as AI and augmented reality (AR). AI and AR tools are increasingly being incorporated into labs, processing lines, and manufacturing suites to increase safety, reliability, and efficiency. For workers, they can serve as performance-enhancing tools.<sup>201</sup>

Depending on the use case and facility, users could engage an AR experience via a headset, mobile

device, or tablet. As headsets offer hands-free operation, workers would be able to access data or continue a task without interrupting workflow.<sup>202</sup>

AR platforms' ability to solve problems in real time can help reduce the potential for error and increase productivity. Workers could access training in real time, e.g., accessing a training tutorial on the spot to better understand a procedure or task, or even engage a remote expert across the globe to solve problems quickly and more cost-effectively.<sup>203</sup>

As AR is expected to continue gaining traction in the biopharma and medtech segments in 2020, it may become part of more core enterprise software, such as customer relationship management (CRM) systems. Organizations with the ability to address customer or vendor concerns in real time can create a more personalized and expeditious experience.<sup>204</sup>

*Focus on manufacturing quality and agility with product data management*

Data-driven manufacturing is generating more excitement heading into 2020 compared with new manufacturing technologies. With digital innovation providing a renewed focus on quality, companies are revisiting their approach toward managing the cost of quality and compliance. Even with decades-old processes, data can help them start seeing valuable insights in a matter of weeks.<sup>205</sup>

Large tech companies are the new partners bringing in computing power, manufacturing analytics, and advanced supply chain control towers. For example, advanced control towers now provide real-time visibility and powerful AI capabilities to move beyond decision-support to decision-making and autonomous control. Tech companies, like McLaren Applied Technologies, can run millions of scenario simulations based on a "digital twin" of a physical business to improve operations.<sup>206</sup> An important first step in these types of technology deployments should be choosing a

business segment with a high value or business impact, where success can serve as a benchmark for subsequent implementations.

In 2020, manufacturing will likely become more agile, and new benchmarks could be built around operations agility. To be truly successful, leaders could look at freeing up cash from R&D and getting control of the cost of goods sold (COGS). Cell and gene therapy manufacturing, in particular, needs to focus on bringing down COGS. Small scale, manual processes require large footprints, and industrializing complex therapies may rely partly on:

- Applying lessons learned in other areas of drug manufacturing
- Adopting new technologies and approaches
- Employing basic process engineering

Companies looking to improve will likely need better insights into data being fed back into the development process and their products over the entire life cycle. Better decision-making can result from connected planning platforms where predictive analytics enable speed and agility.

*Demand for gene and cell therapy manufacturing spurs expansion*

The rapid progression of gene and cell therapies through clinical trials appears to be driving an increasing demand for manufacturing facilities. As of Q3 2019, more than 3,300 phase-II through phase-IV cell and gene therapy trials were underway (figure 15).<sup>207</sup>

As companies transition from clinical to commercial, product manufacturing becomes a crucial issue.<sup>208</sup> Cell and gene therapy manufacturing is highly complex—however, development times are typically shortened to three or four years, compared with eight on average for biologics.

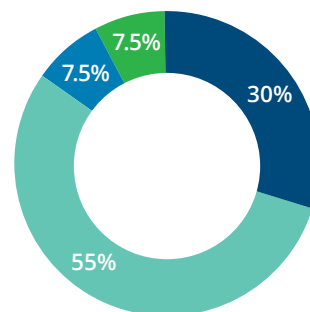
Manufacturing for autologous therapies is especially riddled with complexity and very short timelines, and quality cannot be compromised.<sup>209</sup> Unlike traditional small molecule and protein drugs, gene therapies manufactured with patients' cells are individually manufactured on demand. Chimeric antigen receptor T-cells (CAR-T) manufacturers at commercial scale are typically challenged with procuring good quality vectors, minimizing variability in cell production, and capabilities for cryopreservation.

Even after manufacturing, the supply chain and distribution model for autologous cell therapies can be distinct from traditional pharma and requires an entirely new approach. Challenges may include chain of identity/custody tracking, cold chain logistics, as well as the need for white-glove service to ensure product integrity and timely delivery. Some early-stage companies have been buying preestablished facilities or building in-house facilities from the ground up, while others are increasingly exploring outsourcing options.

FIGURE 15

**Early stage clinical trials dominate cell and gene therapy development activity**

■ Phase 1 ■ Phase 2 ■ Phase 3 ■ Phase 4



Source: *The Future of Cell and Gene Therapy*, Signal Analytics, November 2019.

## SUCCESSFUL OUTSOURCING STRATEGIES

Approximately two-thirds of biopharmaceutical manufacturing is outsourced.<sup>210</sup> The global contract development and manufacturing organization (CDMO) outsourcing market is expected to increase at a CAGR of 8 percent over the next five years and reach US\$36.51 billion by 2023.<sup>211</sup> While contract manufacturing relationships with pharma companies are still at an early stage of maturity, strategic relationships will likely continue to grow in importance<sup>212</sup> with an increasing demand for one-stop-shop CDMOs.<sup>213</sup>

There are more than 50 companies that compete in the cell and gene CDMO marketplace on a global basis (figure 16). The majority of CDMO facilities providing either cell or gene therapies manufacturing services are in the EU.

A wave of cell therapy approvals appears to be driving a shift toward outsourcing more cell therapy manufacturing.<sup>214</sup> Partners with specialized capabilities and technologies may benefit biopharmaceutical companies, and the ability to harness big data could provide leverage with competition and manufacturers.<sup>215</sup> Portfolio breadth, regulatory compliance, market presence, the ability to execute and implement, and costs are criteria used for selecting CDMO partners (figure 17).<sup>216</sup>

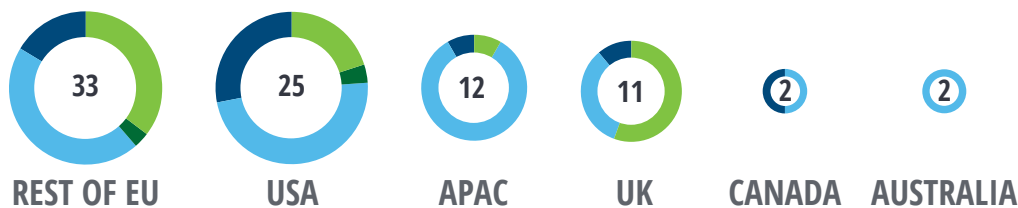
Today, life sciences companies are employing a hybrid of outsourcing models. Highly tailored solutions may have the greatest impact on key operational metrics and deliverables to drive process improvements.<sup>217</sup> Successful outsourcing could benefit from a service model that incentivizes behaviors and outcomes.<sup>218</sup>

FIGURE 16

### More than 50 companies compete in the cell and gene global CDMO marketplace

Types of cell and gene therapy facilities world wide

■ Gene therapy manufacturers ■ Specialized service providers ■ Cell therapy manufacturers  
■ End-to-end service providers



#### Key observations

- CDMOs are extending their service offerings to areas adjacent to their core capabilities **through joint-ventures, partnerships, and M&A deals** across geographies to cater to the dynamic cell and gene therapy demand.
- ~49% of all analyzed cell and gene therapy CDMO facilities worldwide **provide cell therapy manufacturing services.**
- Majority of CDMO facilities providing either cell therapy or gene therapy manufacturing services are **located within the EU.**
- Specialized and end-to-end cell and gene therapy service providers have a **minor presence in the APAC region.**

Sources: Company filings and websites; Deloitte analysis.

FIGURE 17  
**How do CAR-T innovators select CDMO partners**

Topic	Weight	Weightage overview	Criteria assessed
<b>Portfolio breadth</b>	25–30%	Innovators consider this to be the most significant criterion, as it allows one to evaluate the <b>breadth of services</b> that a CDMO can provide and its <b>overall capabilities</b>	<ul style="list-style-type: none"> <li>• Elements of the value chain served</li> <li>• Established business processes</li> <li>• Frequency and clarity in communications</li> <li>• Ability to adjust production scale (clinical vs. commercial)</li> </ul>
<b>Regulatory compliance</b>	20–25%	As the second most important criterion, innovators assess a CDMO's ability to <b>consistently and predictably deliver</b> a product that complies with the <b>regulatory requirements</b>	<ul style="list-style-type: none"> <li>• History of regulatory inspections, records of any noncompliance citations, and corrective strategies in place</li> <li>• Experience and relationship with regulatory agencies</li> <li>• Presence of quality management systems (QMS)</li> <li>• Ability to support regulatory filing (e.g., BLA, CMC, etc.)</li> </ul>
<b>Market presence</b>	15–20%	<b>Market reputation</b> and <b>overall perception</b> of the CDMO's services showcased in publications, as industry reports form an important criterion for CDMO assessment	<ul style="list-style-type: none"> <li>• Global geographies covered and served</li> <li>• Existing customers (number and type)</li> <li>• Financial conditions</li> <li>• Facility size of organization</li> <li>• General reputation/awareness among customers</li> </ul>
<b>Execution/ implementation</b>	15–20%	History of <b>consistency in delivering services</b> at the level of quality and quantity promised becomes an equally important assessment criterion	<ul style="list-style-type: none"> <li>• Experience and capabilities for delivery of cell therapy products</li> <li>• Overall experience in cGMP grade manufacturing</li> <li>• Expertise level, skills, and training of personnel</li> <li>• Ability to source materials and equipment</li> <li>• Experience in tech transfers</li> <li>• Ability to manage testing requirements</li> <li>• Ability to meet demand (capacity) and timeline</li> <li>• Final product storage, logistics, and supply chain management</li> </ul>
<b>Cost</b>	5–10%	Finally, the <b>costs incurred</b> for execution/completion of the manufacturing contracts becomes an important differentiator for assessing a CDMO Measure of innovative methods to reduce cost with volume and experience (e.g. automation or demonstrated experience)	<ul style="list-style-type: none"> <li>• Estimated one-time cost and running costs</li> <li>• Volume and/or time duration based costs and discounts</li> <li>• Use of technology and innovation capabilities (e.g., automation) to reduce cost</li> </ul>

Source: Deloitte analysis.



### **BIG PHARMA-EMBEDDED CDMO: PFIZER CENTREONE**

One custom solution is the embedded CDMO. Pfizer CentreOne is a CDMO embedded in Pfizer that supplies custom API synthesis, sterile injectable fill-finish, and highly potent oral solid dose manufacturing capabilities. While Pfizer CentreOne operates as a self-contained organization, it benefits from Pfizer's facilities, technology, and scientists to manufacture compounds or drug products<sup>219</sup> for biopharmaceutical partners in the same facilities where Pfizer's drugs are produced.<sup>220</sup> Pfizer CentreOne expects a growing demand for its small molecule custom active pharmaceutical ingredient (API) offering as new and more challenging compounds enter the market.<sup>221</sup>

Over the next 10 years, some experts predict more than one-third of therapies will be cell- and gene-based.<sup>222</sup> With anticipated faster US FDA approvals and a potential tsunami of products coming to the market, companies will likely not be ready, unless they develop joint value creation with manufacturers and providers.

### **Questions to consider for creating opportunities and efficiencies in 2020**

- Do we have visibility of our products, true costs, and how operations are working in a real-time or near-real-time basis, allowing us to make informed decisions and pivot as the market pivots?
- How can we build capabilities so our execution and outcomes will be successful?
- Is it in our interest to acquire, build, or partner for additional capabilities?
- What is the next level of performance? What does it mean to be truly best in class and how can we get there in the next year?

# Building blocks for the future

## Innovating around patients and access

### CLINICALLY BASED VALUE CHAINS BUILT AROUND PATIENTS

Cell and gene therapy companies should look to build clinically based value chains that are pull-based around patients. Many organizations don't appear ready. They may not have the process capabilities, emerging technologies can be nascent, and talent may lack experience with pull-based approaches.

In 2020, cell and gene leaders will likely be rethinking how they work with providers. Providers serve as both suppliers and customers<sup>223</sup> as the current CAR-T therapy supply chain begins at the medical treatment center. While treatment centers are accessible to the public, the challenge is getting cell and gene therapies out of those centers at a cost-effective rate.

### INNOVATING MARKET ACCESS AND DRUG PRICING TRENDS

The commercialization of gene and cell therapies comes at a time of wider drug price scrutiny from policymakers and the public. In 2020, drug pricing, health care expenditures, and market accessibility will likely continue to be the main concerns.<sup>224</sup> A proposal for international price indexing was recently met with considerable criticism, as some experts feel the actual value of drugs is not

currently being considered. However, the exceptions are gene therapies, where many US payers feel that risk-sharing/pay-for-performance deals will become the norm in the future.<sup>225</sup>

The cell therapy manufacturing market is expected to grow at a CAGR of 14.9 percent by 2030, reaching close to US\$11 billion.<sup>226</sup> Gene and gene-modified cell therapy companies raised only US\$5.6 billion in the first three quarters of 2019, a 30 percent decrease over 2018.<sup>227</sup> The high price tags of these drugs, and how they will be financed, will be an ongoing issue of debate.<sup>228</sup>

The mean price of an orphan drug in 2018 was US\$150,854 compared with US\$33,654 for nonorphan drugs, based on the top 100 drugs in the United States in 2018 (figure 18). The median price differential between 2014 and 2018 decreased by almost 50 percent, suggesting the difference in cost is diminishing.<sup>229</sup>

### *Innovative financing and reimbursement for curative gene therapies*

The first two US-approved gene therapies launched in 2019—Spark Therapeutics' Luxturna, a treatment for a rare inherited eye disorder, and Novartis's Zolgensma, a gene therapy for children younger than two years of age with spinal muscular atrophy.<sup>230</sup> Bluebird Bio's beta thalassemia drug, Zynteglo, is planned for a European launch in 2020.<sup>231</sup>

FIGURE 18

### US drug cost per patient per year for top 100 products, 2014–2018

Cost per patient (US\$) per year	2014	2015	2016	2017	2018	CAGR
<b>Orphan</b>						
Mean price	128,063	134,469	143,440	152,191	150,854	4.2%
Growth per year		+5.0%	+6.7%	+6.1%	-0.9%	
Median price	92,201	93,657	107,274	116,285	109,723	
<b>Nonorphan</b>						
Mean price	23,752	28,187	31,169	32,420	33,654	9.1%
Growth per year		+18.7%	+10.6%	+4.0%	+3.8%	
Median price	6,717	14,542	16,721	17,132	15,702	
<b>Median price differential (orphan/nonorphan)</b>						
	13.7	6.4	6.4	6.8	7	
						Orphan: 1.19
						Nonorphan: 2.34

Source: *Orphan Drug Report*, EvaluatePharma, April 2019.

These therapies address unmet needs but typically carry high costs. At six and seven figures, public and private systems are not likely to be able to absorb the prices of these drugs. In 2020, companies are likely to move beyond just selling therapies and enter the business of health care financing—innovating on drug pricing and reimbursement.

“Being able to bill or be paid over time, only if those drugs continue to work, is critically important for the success of these therapies.”

— Joseph La Barge,  
chief legal officer, Spark Therapeutics<sup>232</sup>

The promise of gene therapies is that they are not just treatments but could be cures. Even at US\$2.1 million dollars, if Zolgensma provides a one-time curative therapy, its cost is estimated to be half the 10-year cost of current chronic management of the

disease. Novartis is working closely with insurers to devise five-year agreements based on the success of the treatment as well as other pay-over-time options.<sup>233</sup>

#### *Price increases slowing in the United States*

In the United States, policy winds continue to shift around drug pricing. Prices for the majority of drugs in the United States have started to rise more slowly. Several large pharma companies, including Pfizer, Novartis, and Amgen, skipped their midyear price increases in 2019.<sup>234</sup>

The Institute for Clinical and Economic Review (ICER), an independent US-based organization, champions fair prices and market access. ICER assesses the comparative effectiveness of therapeutics and has started to have an influence on drug pricing.<sup>235</sup> The organization’s methods have been a topic of much debate.<sup>236</sup>

“I think there is a lot of interest in what ICER does, and there is a lot more discussion about the use of cost-effectiveness, but it is still going to be a couple of years before it is widely recognized and being used.”

— US payer<sup>237</sup>

While some companies are starting to address drug costs, recent research finds evidence of financial toxicity.<sup>238</sup> The study found 42 percent of cancer patients in the United States exhaust their savings within two years of diagnosis, and after four years of therapy, 38.2 percent were insolvent.<sup>239</sup> Ongoing efforts to address this issue will be critical in ameliorating this dynamic.

#### Drug spending concerns in EU

Rising drug spending and a desire for expenditure controls is also a leading concern in Europe. While the five biggest markets in the EU are still reimbursing the high cost of some new drugs, they are also pursuing measures to limit the impact of coverage decisions on health care budgets. Higher list prices in Europe are coming with higher rebates.<sup>240</sup>

#### Drug spending concerns in emerging markets

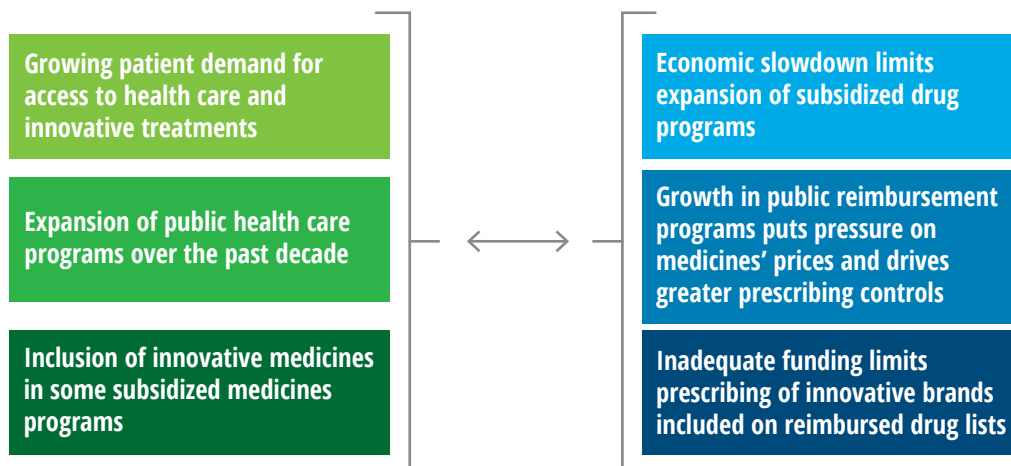
In emerging markets, public health care programs generally focus on the provision of free or heavily subsidized generic drugs. While subsidized access to innovative medicines is being pursued in a number of emerging markets, it is also linked to increased use of more sophisticated cost-control mechanisms (figure 19).<sup>241</sup>

#### “4+7” program cuts generic drug prices in China by more than half

Experts expect a painful period of adjustment and consolidation for the generic drug industry in China, resulting in a smaller number of more capable and innovative companies in an industry with more than 600 players.<sup>242</sup> The government is centralizing drug procurement through its “4+7” program that looks to improve patient-access to generics.<sup>243</sup> The tender for a generic drug is awarded to the lowest bidder, which can expect a guaranteed sale volume of 60 to 70 percent of the total market for a year across 11 major cities of China. The program is showing an average price cut of 52 percent across 25 recently approved drugs, with some of the companies slashing up to 96 percent of drugs’ prices.<sup>244</sup>

FIGURE 19

### Key forces shaping access in emerging markets



Source: *Market access trends in the US, Europe, and emerging markets*, Datamonitor Healthcare, March 2019.

## Tackling digital transformation in biopharma and medtech

Digital technologies can help biopharma companies develop products and services, engage better with consumers, and execute operations more effectively. In addition to reinventing R&D through technology-enabled drug discovery and clinical trials, digital transformation may help innovate commercial and supply chain processes.<sup>245</sup>

- In commercial, more targeted patient engagement and the use of behavioral science could lead to better patient outcomes. Persona-based marketing to health care providers could lead to more effective actions and market awareness.<sup>246</sup>
- In supply chain, both biopharma and medtech could benefit from DSNs that produce greater product visibility, traceability, and inventory control.<sup>247</sup> Setting up a DSN may require innovative strategies for training the workforce so workers develop the right skills.<sup>248</sup>

### INNOVATING CARE WITH DATA-DRIVEN DEVICES

Data collected from medical hardware is predicted to become more valuable than the hardware itself. Medical device manufacturers, e.g., those that develop artificial joints and implantable devices, can not only collect data to improve their products and research, but also appear to enable a shift toward more preventive care. Devices and the data they generate may be an inspiration for the development of new analytics tools. The right tools could make sense of the data and lead to insights that drive personalized, real-time decision-making and improve patient outcomes.<sup>249</sup>

### MEDTECH AND CONSUMER TECH PARTNERSHIPS

In 2020, medtech companies will continue to face competition from consumer technology companies

and new care models. Experts surveyed by Deloitte believe both medtech and consumer tech will drive innovation (figure 20).<sup>250</sup>

Technology companies may be viewed as a competitive threat by some medtech companies. These organizations may be wary of collaboration and fear that outsiders might obtain key pieces of intellectual property (IP) and leverage medtech's specialized know-how, resulting in competing medical devices. With the right protections in place for IP, medtech companies should not be reluctant to explore possible collaborations or partnerships. In turn, medtech could learn to develop more consumer-friendly devices.<sup>251</sup>

In a 2018 survey of 237 medtech companies by the Deloitte UK Centre for Health Solutions, 90 percent of companies said they were implementing new business and operating models. A significant challenge for medtech is whether these new business and operating models could increase revenue and profitability, and if so, how quickly? In 2020, with new entrants disrupting the medtech sector, incumbents are likely to divest from lower-margin segments and start adopting new channels of care (e.g., telemedicine and remote monitoring).<sup>252</sup>

## Patient data and building trust across the ecosystem

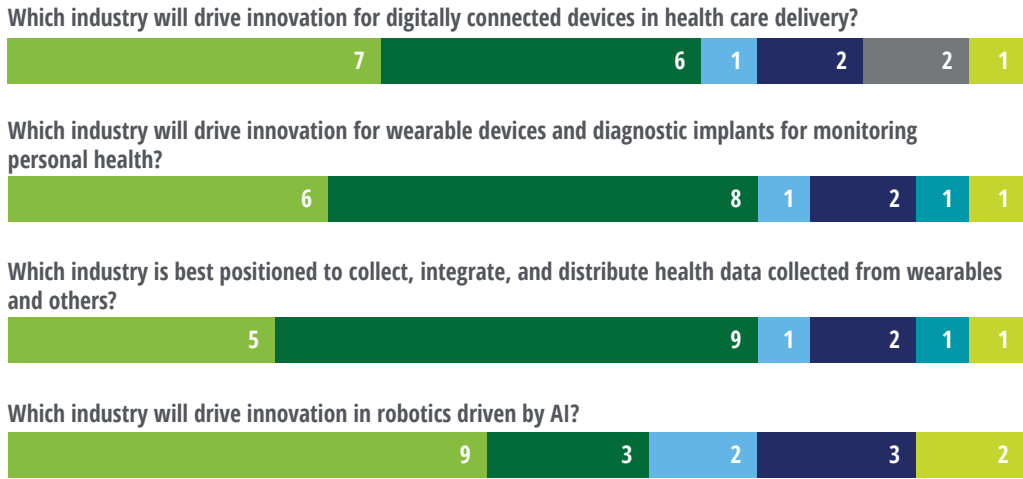
Access to patient data is valuable but trust remains a significant challenge for the life sciences sector. Organizations could grow trust and build better relationships with patients by:

- Sharing data transparently in clinical trials
- Addressing data ownership
- Keeping data private and secure

FIGURE 20

## Most respondents believe medtech and consumer tech will drive innovation

■ Medtech 
 ■ Consumer tech 
 ■ Retailers 
 ■ Health care providers 
 ■ Insurance providers 
 ■ EHR providers 
 ■ Others



Sample size: 19

Source: Pedro Arboleda et al., *Winning in the future of medtech: Novel partnerships with consumer tech to transform care delivery*, Deloitte Insights, September 19, 2019.

### CLINICAL TRIAL TRANSPARENCY AND DATA-SHARING

Big pharma data-sharing around clinical research appears to be rising, according to the 2019 Good Pharma Scorecard. The biennial research, released in June 2019, finds that 95 percent of patient trial results are now publicly available within six months of US FDA approval. At 12 months, 100 percent have public results for new drugs approved since 2015. Novo Nordisk, Roche, Novartis, and Johnson & Johnson all received perfect scores on data-sharing.<sup>253</sup>

### THE DEBATE OVER DATA OWNERSHIP AND PRIVACY

Patient-centered platforms and consumer health apps are now collecting more and more data, but there is confusion regarding which entity or individual owns that data.<sup>254</sup> More than two-thirds of people do not trust what corporate and government organizations do with their data.<sup>255</sup> Even large health facilities were found to be

sharing health records with tech giants, while not informing patients.<sup>256</sup>

Some firms are already starting to allow people to sell or donate their own data.<sup>257</sup> An ethical code for posthumous medical data donation was recently developed, but globally, policies around posthumous data are inconsistent.<sup>258</sup>

In 2020, expect the debate on data ownership and ethics to continue. Should people have ownership of their own data and decide who has access to it? Who determines the value of data, how is data-sharing rewarded, and is data a social good? Those in favor of data ownership believe:

- Consumers could better control their own privacy
- Consumers could choose to sell or donate their data and decide how they are rewarded for it
- Data ownership would spark competition and innovation<sup>259</sup>

Those opposed to data ownership say that consumers may give up more privacy than they realize, may be taken advantage of and not rewarded, and the flow of information could be stymied.<sup>260</sup>

## Innovating corporate social responsibility

Building trust and brand reputation can require a shift in priorities.<sup>261</sup> In August 2019, the Business Roundtable, a group of 181 CEOs of leading US corporations, issued a modern standard for corporate responsibility. Collectively, these leaders say that shareholder value is no longer the main objective of a corporation. Each CEO signed a commitment to prioritize investing in employees, fostering diversity and inclusion, delivering value to customers, dealing ethically with suppliers, supporting communities, and protecting the environment, in addition to generating long-term value and providing transparency to shareholders.<sup>262</sup>

“Each of our stakeholders is essential. We commit to deliver value to all of them, for the future success of our companies, our communities, and our country.”

— Business Roundtable<sup>263</sup>

### NEW PRIORITIES FOR BOARDS AND INSTITUTIONAL INVESTORS

Having a corporate social responsibility (CSR) strategy is not just a good idea—it can be critical in today’s competitive environment.<sup>264</sup> Increasingly, stakeholders, including investors, appear to be scrutinizing pharmaceutical firms’ environmental and social performance. Research shows

that CSR adds value to the corporate financial performance of pharma companies.<sup>265</sup>

#### *Greater emphasis of CSR in disclosure statements*

In June 2019, the NASDAQ Center for Corporate Governance researched the corporate practices, board compositions, and disclosures of S&P 100 companies, including many life sciences and medtech companies. The center researched the areas where the priorities of boards and institutional investors intersect, including “Environmental Matters and Business Sustainability.”<sup>266</sup>

The NASDAQ center found a greater emphasis being put on the disclosure of nontraditional (or “extra-financial”) information and metrics as an indicator of sustainable outcomes. Their research reveals that:

- Eighty percent of reviewed companies highlight environmental or sustainability efforts as a priority in their proxy statement, including showing how this connects to the company’s business model
- Nearly all have a dedicated sustainability-focused website
- Ninety-one percent have posted a sustainability report<sup>267</sup>

**According to a 2019 Gallup poll, more Americans (65 percent) believe environmental protection should take precedence over economic growth (30 percent), up 8 percentage points from a year ago. In 2011, only 36 percent favored the environment.<sup>268</sup>**

*Publishing KPIs for environmental sustainability*

Every year, Pfizer publishes its key performance indicators in its annual review, including environmental sustainability KPIs.<sup>269</sup> The company’s KPI dashboard for sustainability tracks its progress in meeting its 2020 environmental sustainability goals (compared to a 2012 baseline) (figure 21). By the end of 2020, Pfizer’s goals are to reduce:

- Greenhouse gas emissions by 20 percent
- The amount of waste disposed by 15 percent
- Water withdrawal by 5 percent.<sup>270</sup>

MARRYING INNOVATION AND SOCIAL GOOD

*Innovative patient programs*

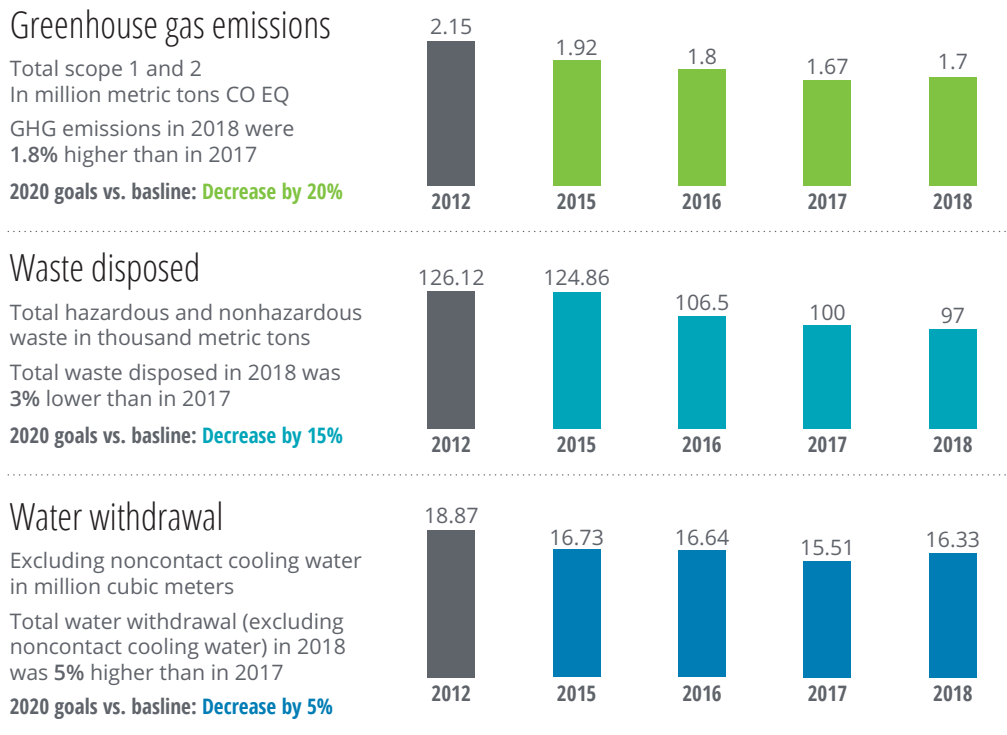
In 2018, Gilead Sciences derived 60 percent of its revenues from new drugs, more than twice the number of any other company. Gilead also consistently delivers new drugs that might attain “blockbuster” status within two to three years of launch.<sup>271</sup> In addition to developing meaningful medicines, it may be no coincidence that Gilead could be considered one of the leading innovators in social change.

Much of Gilead’s success is in the antiviral category. Through one of its initiatives, “Age Positively,” the company is awarding more than US\$17.5 million in grants to 30 organizations, supporting programs focused on improving the

FIGURE 21

**Pfizer’s progress on 2020 sustainability KPIs**

■ Baseline



Source: Annual Review, Pfizer, 2018.



health and quality of life of those aging with HIV.<sup>272</sup> Gilead’s efforts include combating the negative social attitudes and stigma attached to health issues that may prevent optimal care.<sup>273</sup>

Alex Kalomparis, Gilead Sciences’ vice president of public affairs for EMEA, says more pharma companies are realizing the need to drive more positive social change. He suggests backing initiatives with longevity and keeping the next generation in mind. Through the support of the Diana Award, young “changemakers,” from 9 to 25 years old, are awarded for leading or being a key part of socially meaningful change. Gilead believes encouraging the next generation for its creative, problem-solving efforts is a worthwhile investment.<sup>274</sup>

“Everyone can make a small difference to others. What might be a small thing to you might be a huge thing to someone else.”

— Cody McManus, nine-year-old winner of the Diana Award for his fundraising campaigns for children during the holidays<sup>275</sup>

### *CSR plus corporate innovation responsibility (CIR)*

In India, pharmaceutical companies can now marry the two objectives—supporting research and drug discovery as well as doing social good. The Indian government is broadening the scope of CSR to include corporate innovation responsibility. Mandatory CSR spending is encouraging companies to spend up to 2 percent of their profits supporting research and innovation.<sup>276</sup>

In the EU, the European Commission believes CSR can also benefit enterprises’ ability to innovate. The commission recognizes CSR as the responsibility of enterprises for their impact on society but believes it should be company-led.<sup>277</sup>

### *CSR partnerships*

In China, instead of working alone on CSR initiatives, companies are starting to build multistakeholder platforms and seeking strategic partnerships as a way to scale up their efforts and establish a better sustainability image internationally.<sup>278</sup> In life sciences, public-private partnerships can be a model for combining CSR activities and sharing resources and information.<sup>279</sup> Johnson & Johnson’s “Health for Humanity 2020 Goals” include collaborating with government, nonprofits, and the private sector to improve economic well-being and health care in key emerging markets. These goals translate into KPIs for J&J’s annual citizenship and sustainability reporting.<sup>280</sup>

“We recognize that we cannot solve all the pressing health care challenges alone, and are proud to work in close partnership with health care organizations around the world.”

— Alex Gorsky, CEO, Johnson & Johnson<sup>281</sup>

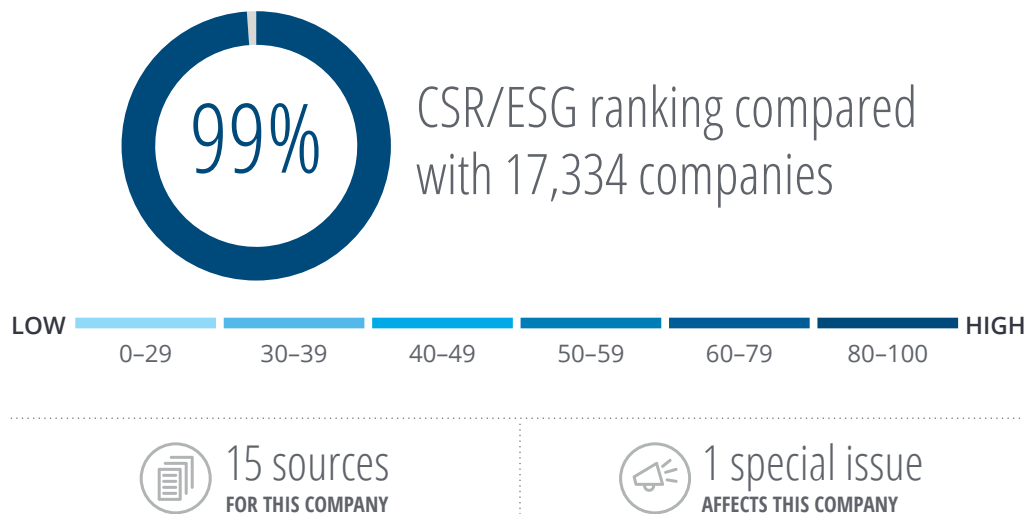
### *CSR ratings help consumers find socially responsible and sustainable companies*

In an effort to help consumers and businesses make socially responsible decisions about what to buy, where to work, whom to do business with, and which companies to support or not support, CSRHub provides a Web-based tool that rates more than 17,300 global companies. The site enables users to learn about company sustainability and CSR behavior based on 186 million pieces of data, including environment, social, governance (ESG) data, 600 nongovernmental organizations (NGOs), and other sources (figure 22).<sup>282</sup>

Johnson & Johnson<sup>283</sup> and Denmark-based biotech company Novozymes A/S<sup>284</sup> tied at a CSR/ESG percentage ranking of 98, achieving the highest

FIGURE 22

## Systemx Corporation's CSR/ESG rating



Source: CSRHub, October 2019.

ranking among life sciences companies, and also among the best overall. At 99, Japan-based Systemx Corporation had the highest ranking among medtech companies and among the best of 17,334 companies rated as of October 2019.<sup>285</sup>

Systemx, also among the top revenue-producing medtech companies,<sup>286</sup> says it believes in a “holistic approach to enhancing overall corporate value and fulfilling our corporate social responsibility”—another example that a holistic view of stakeholders and shareholders can be a prescription for success in 2020.<sup>287</sup>

### Questions to consider when building for the future in 2020

- What steps can you take to more closely align corporate social responsibility with innovation and patient programs?
- Are you making your CSR and sustainability KPIs publicly available to shareholders and stakeholders?
- What steps can you take to build trust and brand reputation?
- Will patients trust consumer and tech brands over pharma?
- How will you address patients owning their own data?
- Should you be using your balance sheet to think about innovative financing for new gene therapies?
- How can you develop multifaceted partnerships with treatment centers for cell and gene therapies?
- How will you address the dearth in talent needed for cell and gene therapy manufacturing?

# Looking ahead, sales trajectories

## Worldwide prescription drug sales trends

Between 2019 and 2024, worldwide prescription drug sales are projected to have a positive CAGR of 6.9 percent with sales expected to reach US\$1.18 trillion (figure 23). Drivers of growth are expected to be:

- An accelerated and rising number of drug approvals
- A potential for an additional US\$109 billion from orphan drug sales
- A growing portion of sales from oncology therapies<sup>288</sup>

FIGURE 23

### Worldwide prescription drug sales forecast, 2018–2024 (US\$ billion)

	2018	2019	2020	2021	2022	2023	2024
<b>Prescription</b>	828	844	893	955	1,027	1,100	1,181
Growth per year	5.0%	2.0%	5.7%	7.0%	7.5%	7.1%	7.4%
<b>Change vs. June 2018 (US\$B)</b>	-2	-28	-34	-43	-43	-34	-23
<b>Generics</b>	75	79	84	88	92	96	100
<b>Generics as % of prescription</b>	9.1%	9.4%	9.4%	9.2%	9.0%	8.7%	8.4%
<b>Prescription excluding generics</b>	753	765	809	867	935	1,004	1,081
Growth per year	6.0%	1.6%	5.8%	7.1%	7.8%	7.4%	7.7%
<b>Orphan</b>	130	135	150	169	191	216	239
<b>Prescription excluding generics &amp; orphan</b>	622	629	659	698	743	788	842

Note: Sales in 2018 based on company reported sales data. Sales forecasts until 2024 based on a consensus of leading equity analysts' estimates for company product sales and segmental sales.

Source: *World preview 2019, Outlook to 2024*, EvaluatePharma, June 2019.

As discussed earlier in this report (see “Innovating market access and drug pricing trends”), uncertainty remains regarding drug pricing in the world’s largest market, the United States, and depends on the administration’s policy decisions in 2020. Other projected challenges in the five-year forecast period include:

- US\$198 billion sales at risk due to patent expiries between 2019 and 2024 (figure 24)
- US\$1 billion in clinical development spend for cardiovascular disease
- Decline in anti-rheumatics (–1.0 percent CAGR), as leaders face competition
- Lower investments in R&D as a proportion of sales (3.6 percent drop from 21.6 percent in 2018 to 18 percent in 2024)<sup>289</sup>

Oncology is expected to have almost a 20 percent share of the worldwide market by 2024, and an 11.4 percent in CAGR growth. Dermatologicals rank second in CAGR growth at 12.6 percent between

2019 to 2024. Immunosuppressants are expected to have the largest CAGR growth at 16.9 percent and a market share of 3.0 percent by 2024. Also showing positive growth in market share over the forecast period are anti-diabetics and vaccines.<sup>290</sup>

## Biotech sales trends

In worldwide sales, there has been a rapid increase in the share of top 100 products for biotech. In 2018, 53 percent were biotech products as compared with 34 percent in 2010. The forecast period to 2024 expects a 50/50 split (figure 25).<sup>291</sup> Despite the challenges, such as high developmental costs, quality, and supply chain management issues, the life sciences industry is expected to continue investments in R&D to increase revenue generation from the biotech sector.<sup>292</sup>

## Orphan drug sales trends

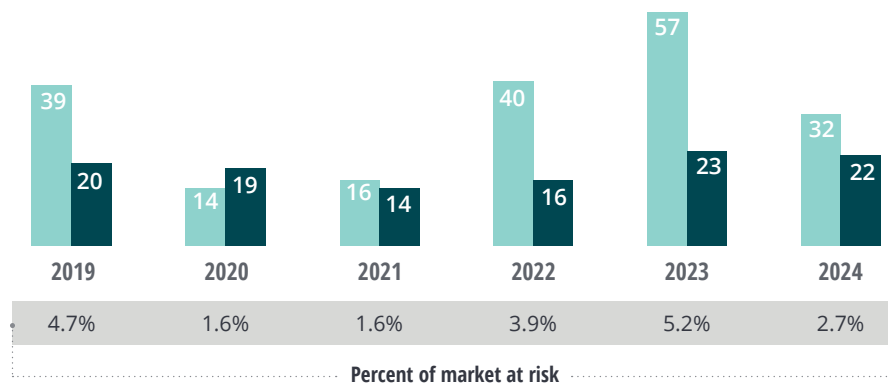
Worldwide orphan drug sales are expected to have double the CAGR of nonorphan drugs, at

FIGURE 24

### Worldwide sales at risk from patent expiration, 2019–2024

US\$ billion

■ Total sales at risk ■ Expected sales lost

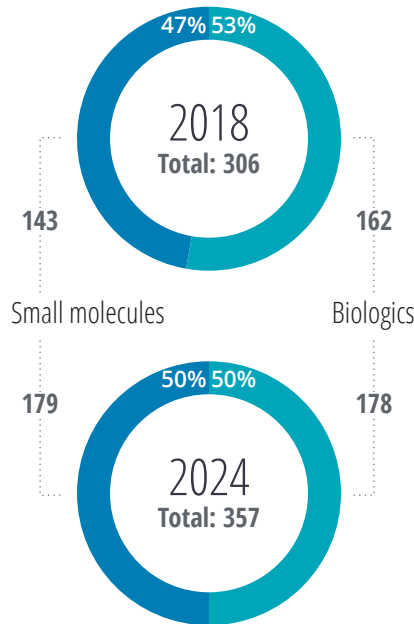


Source: *World Preview 2019, Outlook to 2024*, EvaluatePharma, June 2019.

FIGURE 25

**Small vs. large molecules (biotech) sales, 2018 vs. 2024**

Worldwide sales in US\$ billions



Source: *World Preview 2019, Outlook to 2024*, EvaluatePharma, June 2019.

12.3 percent over the 2019–24 period. By 2024, orphan drugs are projected to make up one-fifth of worldwide prescription sales, amounting to US\$242 billion. Blood, the central nervous system, and respiratory are the leading orphan drug therapeutic areas that are expected to lead in 2024, making up 50 percent of the nononcology market (figure 26).<sup>293</sup>

As defined by law, rare disease patient populations make up less than 200,000 people out of a population of 325 million in the United States, less than 256,000 people out of a population of 512 million in the EU, and less than 50,000 people out of a population of 125 million in Japan. Orphan drugs are granted a market exclusivity of seven years from approval in the United States, and 10 years in both the EU and Japan (figure 27).<sup>294</sup>

FIGURE 26

**Share of worldwide nononcology drug sales by therapy and company, 2018–2024**

Therapeutic category	Worldwide annual sales (US\$B)	
	2018	2024
Blood	21.3	33.1
Central nervous system (CNS)	11.1	20.3
Respiratory	7.8	13.6
Musculoskeletal	3.5	11
Cardiovascular	6.7	8.5
Immunomodulators	7	12.5
Gastro-intestinal	2.9	6
Endocrine	3.8	5.6
Systemic anti-infectives	3.1	4.2
Sensory organs	0.1	1.5
Genito-urinary	0.6	1.5
Dermatology	0	0.7

Note: All sales analysis are based on EvaluatePharma’s definition of orphan products. See “Overview” section. Analysis excluded products categorized in the oncology therapeutic category to produce a nononcology company list.

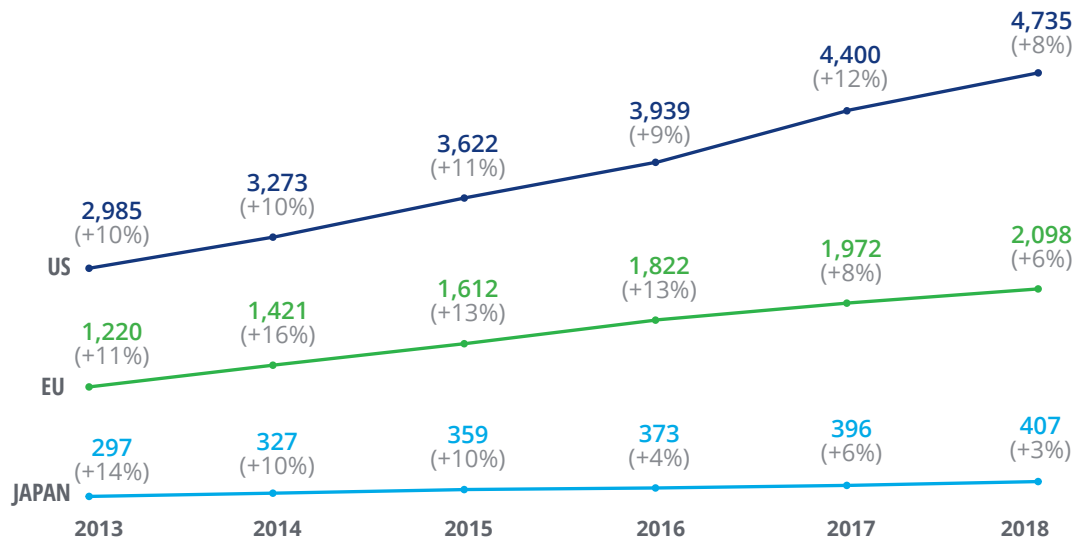
Source: *Orphan Drug Report 2019*, EvaluatePharma, April 2019.

Because they address unmet needs for smaller populations, companies may receive reductions in R&D costs, tax credits, and fees.<sup>295</sup> These benefits may be at risk for reforms in the coming years because the market price for orphan drugs has risen dramatically over the years.<sup>296</sup>

FIGURE 27

## Cumulative count and growth in orphan drug designations by region, 2013–2018

Orphan designations cumulative total and percent growth per year



Source: *Orphan drug report 2019*, EvaluatePharma, April 2019.

## Medtech sales trends

The global medical devices market was valued at US\$425.5 billion in 2018 and is expected to reach US\$612.7 billion by 2025, growing at a CAGR of 5.4 percent over the period.<sup>297</sup> While the United States leads the medical device market globally, Japan is the second-largest with a CAGR of 4.6 percent forecast from 2018 to 2025.<sup>298</sup>

### EMERGING MARKETS FOCUS ON DOMESTIC MEDTECH COMPANIES

The medical device market is growing at a relatively faster pace in emerging markets.<sup>299</sup> Emerging market medtech companies are increasingly capturing a larger share of overseas markets, while cementing their presence domestically.<sup>300</sup> In China's in vitro diagnostics (IVD) market, domestic companies are the fastest growing across all four major IVD segments. Under the "Made in China 2025" plan, China wants domestically produced medical devices to account for half the medical devices used by hospitals in

2020, and by 2025, that number is expected to rise to 70 percent (figure 28).<sup>301</sup>

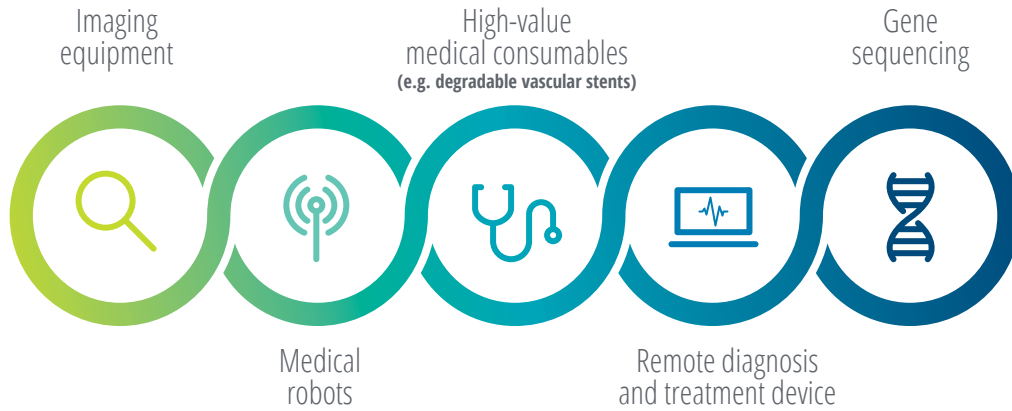
As the real impact of the US-China trade war remains to be seen,<sup>302</sup> the fastest-growing and highest-value medtech segments to watch for potential trade risks and competition include high-value medical consumables, gene sequencing, and IVDs.<sup>303</sup> The IVD segment is the largest medtech segment globally, accounting for a market share of 12.9 percent in 2018,<sup>304</sup> and is expected to remain the No. 1 device area for the foreseeable future.<sup>305</sup>

### MEDTECH FOCUS ON COST REDUCTION STRATEGIES AND DIGITAL ADVANCEMENTS

Tech giants are becoming more of a direct competitor to medtech companies.<sup>306</sup> In addition, downstream pricing pressures, stringent regulations, and operational inefficiencies due to industry consolidation are forcing many medtech companies to implement effective cost-reduction strategies to remain competitive.<sup>307</sup>

FIGURE 28

**Medtech focus areas for “Made in China 2025” plan**



Source: State Council, China.

Medtech companies can no longer rely on previous business models to drive growth and should adapt.<sup>308</sup> For example, the rise of ambulatory surgery centers (ASCs) is creating a new market opportunity for medtech, but medtech’s commercial model is too costly for ASCs, according

to analysts. To adapt, medtech companies should consider new business models, like equity positions in ASCs, in addition to lowering costs.<sup>309</sup> The future success of medtech companies will likely depend on being proactive, in addition to leveraging recent advancements in digital technologies.<sup>310</sup>

# Appendix

## Suggestions for further reading

### WINNING IN THE FUTURE OF MEDTECH: NOVEL PARTNERSHIPS WITH CONSUMER TECH TO TRANSFORM CARE DELIVERY

Medtech companies are well-positioned to drive the future of health, but most cannot do it alone. They should instead partner with consumer technology and specialized digital health companies to meet the changing market.

### INTELLIGENT BIOPHARMA: FORGING THE LINKS ACROSS THE VALUE CHAIN

The pace and scale of medical and scientific innovation is transforming the biopharma industry. The need for better patient engagement and experience is spurring new business models. AI is rising across biopharma.

### INTELLIGENT DRUG DISCOVERY: POWERED BY AI

The Deloitte *AI in Biopharma collection* explores how AI technologies will affect each step of the biopharma value chain. This report, the second in our series, examines how AI is helping to accelerate the efficiency and cost-effectiveness of drug discovery.

### 2020 LIFE SCIENCES REGULATORY OUTLOOK: NAVIGATING KEY TRENDS IN LIFE SCIENCES AND HEALTH CARE REGULATIONS

Gain industry insight into key life sciences regulations and updates on what companies should be tracking and addressing in 2020.

### MAINTAINING VALUE IN PHARMACEUTICAL COMPLIANCE: HOW CAN COMPANIES MODERNIZE PROGRAMS THROUGH DIGITAL TO DELIVER STRATEGIC VALUE?

Rapid changes in the pharmaceutical industry call for a compliance upgrade. Adoption of digital technologies, such as automation and machine learning, can help compliance maintain its position as a strategic partner to the business.

### TACKLING DIGITAL TRANSFORMATION: HOW BIOPHARMA COMPANIES CAN REALIZE THE POWER OF DIGITAL AND PREPARE FOR A NEW REALITY

Digital technologies, which are driving massive transformation in health care, can help biopharma companies innovate to develop products and services, engage better with consumers, and execute operations more effectively.

### RETURN ON CAPITAL PERFORMANCE IN LIFE SCIENCES AND HEALTH CARE: HOW HAVE ORGANIZATIONS PERFORMED AND WHERE ARE BEST BETS GOING FORWARD?

With more change in store for the future, we look at where opportunities for consolidation and convergence lie for each health care sector, using return on capital employed as a measure of success or value delivered.



### TEN YEARS ON: MEASURING THE RETURN FROM PHARMACEUTICAL INNOVATION 2019

The 10th annual report from the Deloitte Centre for Health Solutions explores the performance of the biopharmaceutical industry (biopharma) and its ability to generate returns from investment in innovative new products.

### THE DELOITTE GLOBAL MILLENNIAL SURVEY 2019: SOCIETAL DISCORD AND TECHNOLOGICAL TRANSFORMATION CREATE A “GENERATION DISRUPTED”

Deloitte research reveals a “generation disrupted.” Growing up in a world of accelerated transformation leaves millennials and Gen Zers feeling unsettled about the future.

### MEASURING HUMAN RELATIONSHIPS AND EXPERIENCES: BLURRING LINES AND SHIFTING SANDS

With the lines between enterprises’ stakeholders—customers, workers, and partners—blurring rapidly,

creating a good human experience could begin with putting in place a holistic strategy to measure this experience.

### THE REWARDS OF REGULATORY CHANGE: LAUNCHING INNOVATIVE BIOPHARMA IN CHINA

China’s overhaul of regulations is giving hopeful biopharma manufacturers more than a foot in the door: a fast track to product approval. In this third of a four-article series, Deloitte compares your options and offers steps for competitive advantage.

### DATA MODERNIZATION AND THE CLOUD: WHICH TREND IS DRIVING THE OTHER?

Many US companies are moving data to the cloud, and while doing so, they prefer modernized platforms. This begets the question—is data modernization driving cloud adoption, or vice versa?

## Endnotes

1. EvaluatePharma, *World preview 2019, outlook to 2024*, June 2019.
2. Steven Lobe, "Omada Health's chief medical officer," *Vator*, October 11, 2019.
3. Yole Développement, "Medical-grade devices vs. consumer wearables," *Electronic Specifier*, July 2, 2019.
4. Penny Randall, "Virtual trials: More than just technology," blog, IQVIA, July 9, 2018.
5. Josh Baxt, "Data, data everywhere, not a drop of insight to glean?," *MedCity News*, August 25, 2017.
6. Chris Zant, "Winning the patient-centric race," *Deloitte's Life Sciences & Health Care blog*, October 16, 2018.
7. John Hagel, John Seely Brown, and Maggie Wooll, *The beaten path won't get you there*, Deloitte Insights, October 3, 2019.
8. David Shaywitz, "The deeply human core of Roche's \$2.1 billion tech acquisition—and why it made it," *Forbes*, February 18, 2018.
9. Ibid.
10. Ibid.
11. Ibid.
12. Roche, "Roche to acquire Flatiron Health to accelerate industry-wide development and delivery of breakthrough medicines for patients with cancer," press release, February 15, 2018.
13. Art Mazor et al., *Measuring human relationships and experiences*, Deloitte Insights, June 20, 2019.
14. Ibid.
15. Ibid.
16. Ibid.
17. Pedro Arboleda et al., *Winning in the future of medtech*, Deloitte Insights, September 19, 2019.
18. Ibid.
19. Louise Aronson, "A new NIH rule won't be enough to make clinical research more inclusive," *STAT News*, January 31, 2019.
20. Ibid.
21. Ewen Callaway, "Deal done over HeLa cell line," *Nature*, August 7, 2013.
22. Marie-Elizabeth Ramas, "Let's shine a light on black contributions to medicine," blog, AAFP, February 17, 2016.
23. Ada Stewart, "Minorities are underrepresented in clinical trials," blog, AAFP, December 4, 2018.
24. *Scientific American* editors, "Clinical trials have far too little racial and ethnic diversity," *Scientific American*, September 1, 2018.
25. Karen Taylor, "Why improving inclusion and diversity in clinical trials should be a research priority," *Deloitte's Life Sciences & Health Care blog*, September 4, 2019.
26. Aronson, "A new NIH rule won't be enough to make clinical research more inclusive."

27. Joseph M. Unger et al., "The role of clinical trial participation in cancer research: Barriers, evidence, and strategies," *American Society of Clinical Oncology* 35 (2016): 185–98.
28. Lauren M. Hamel et al., "Barriers to clinical trial enrollment in racial and ethnic minority patients with cancer," *Cancer Control: Journal of the Moffitt Cancer Center* 23, no. 4 (2016): 327–37.
29. Tien Nguyen, "Genetic tests reveal that the ancestry of some cancer cell lines is misclassified," *Chemical & Engineering News*, March 7, 2019.
30. Unger et al., "The role of clinical trial participation in cancer research."
31. Taylor, "Why improving inclusion and diversity in clinical trials should be a research priority."
32. Stanislava Gesheva, "The need for more elderly patients in cancer clinical trials," PRA Health Services, July 30, 2018.
33. Ryan Bailey, "The importance of age diversity in clinical trials," *Applied Clinical Trials*, April 20, 2018.
34. Joseph M. Unger et al., "Systematic review and meta-analysis of the magnitude of structural, clinical, and physician and patient barriers to cancer clinical trial participation," *JNCI: Journal of the National Cancer Institute* 111, no. 3 (2019): 245–55.
35. Ibid.
36. Belinda Tan, "How telemedicine is increasing diversity in clinical trials," blog, KevinMD, March 14, 2019.
37. Ibid.
38. Ryan D. Nipp, Kessely Hong, and Electra D. Paskett, "Overcoming barriers to clinical trial enrollment," *American Society of Clinical Oncology Educational Book*, no. 39 (2019): 105–14.
39. National Institute on Aging, "Recruiting Older Adults into Research (ROAR) presentation toolkit," January 14, 2019.
40. Ibid.
41. Taylor, "Why improving inclusion and diversity in clinical trials should be a research priority."
42. Heather Landi, "NIH gives first look at All of Us precision medicine research health database," FierceHealthcare, May 8, 2019.
43. FDANews, "CDER's latest clinical trial snapshot reports fewer trial participants," February 12, 2019.
44. Hagel, Brown, and Wooll, *The beaten path won't get you there*.
45. Li Jin, "The passion economy and the future of work," blog, a16z, October 8, 2019.
46. Deloitte, *Deloitte global millennial survey 2019*, May 20, 2019.
47. Jennifer Jordan and Michael Sorrell, "Why reverse mentoring works and how to do it right," *Harvard Business Review*, October 3, 2019.
48. Financial Times Live, "Panel: Turning the big pharma ship - transformation and talent strategies," video, 1:01:14, December 4, 2019.
49. Hagel, Brown, and Wooll, *The beaten path won't get you there*.
50. Frederic Laloux, "The future of management is teal," *strategy+business*, July 6, 2015.
51. Ibid.
52. Ibid.

53. Ibid.
54. Ibid.
55. John Hagel, John Seely Brown, and Maggie Wooll, *Skills change, but capabilities endure*, Deloitte Insights, August 30, 2019.
56. Mazor et al., *Measuring human relationships and experiences*.
57. Jocelyn Aspa, "Pharma market update: Q3 2019 in review," *Pharmaceutical Investing News*, October 15, 2019.
58. Madeleine Armstrong and Edwin Elmhirst, "Deal-depressed third quarter leaves nowhere to hide," *Evaluate Vantage*, October 8, 2019.
59. Ibid.
60. Matej Mikulic, "Leading countries in global life sciences mergers and acquisitions based on deal number in 2019," *Statista*, October 15, 2019.
61. Alex Keown, "BMS completes \$74 billion Celgene takeover," *Biospace*, November 21, 2019.
62. Roche, "Roche purchases shares in tender offer for Spark Therapeutics, Inc.," press release, December 17, 2019.
63. Deloitte Centre for Health Solutions, *Ten years on: Measuring the return from pharmaceutical innovation 2019*, 2019.
64. Amy Brown, "Bloated on arrival? Biotech's weightiest new issues," *Evaluate Vantage*, October 23, 2019.
65. Edwin Elmhirst and Amy Brown, "Storm clouds gather for biotech flotations," *Evaluate Vantage*, October 11, 2019.
66. *Evaluate Vantage, Biotech & medtech half-year review*, July 31, 2019.
67. Ibid.
68. Ibid.
69. Verdict Medical Devices, "Medical devices industry deals in Q3 2019 total \$10.78bn globally," November 28, 2019.
70. Nathan Eddy, "Medidata acquired by Dassault Systèmes for \$5.8 billion," *Healthcare IT News*, June 13, 2019.
71. Thermo Fisher, "Thermo Fisher Scientific acquires HighChem, provider of mass spectrometry software," press release, June 6, 2019.
72. ATRYS Health, "ATRYS intends to lead the smart/big data in health with the integration of real life data," blog, June 10, 2019.
73. Rey Mashayekhi, "The death of the tech unicorn has been greatly exaggerated, according to Goldman's top tech banker," *Fortune*, November 26, 2019.
74. Ibid.
75. Andy White and Priyamvada Mathur, "Meet the unicorn class of 2019," *PitchBook*, March 5, 2019.
76. Investopedia, "Unicorn: What is a unicorn," accessed December 10, 2019.
77. White and Mathur, "Meet the unicorn class of 2019."
78. Joshua Franklin, "NYSE seeks to let direct listings raise capital in IPO alternative," *Reuters*, November 26, 2019.

79. John Tuttle, "Direct floor listings: An innovative way to take a company public," NYSE on Medium, June 18, 2019.
80. Mashayekhi, "The death of the tech unicorn has been greatly exaggerated, according to Goldman's top tech banker."
81. Misho Markovski and Andrej Micik, "Top 10 life sciences software vendors and market forecast 2017–2022," Apps Run the World, January 17, 2019.
82. Ibid.
83. Simon Smith, "36 pharma companies using artificial intelligence in drug discovery," blog, BenchSci, December 11, 2019.
84. IndustryARC, *Computational medicine and drug discovery software market—forecast (2019–2024)*, accessed December 8, 2019.
85. Gartner, "Gartner forecasts worldwide public cloud revenue to grow 17.5 percent in 2019," press release, April 2, 2019.
86. David Jensen, "How moving to the cloud has become easier for life sciences companies," MasterControl, March 21, 2019.
87. Tom Davenport, Ashish Verma, and David Linthicum, *Data modernization and the cloud*, Deloitte Insights, August 26, 2019.
88. Kim O'Shaughnessy, "ERP trends: What you should know for 2020," SelectHub, accessed December 8, 2019.
89. Deloitte, "Deloitte has formed an agreement with SAP to serve as a certified cloud managed services provider of SAP HANA Enterprise Cloud in hyperscale computing environments," press release, September 17, 2019.
90. Gartner, "Gartner forecasts worldwide public cloud revenue to grow 17.5 percent in 2019."
91. Teresa Leste, Yakir Siegal, and Maulesh Shukla, *Return on capital performance in life sciences and health care*, Deloitte Insights, April 30, 2019.
92. Ibid.
93. Yakir Siegal et al., *MedTech innovation and the prisoner's dilemma: Insights on a solutions-focused model for MedTech*, Deloitte, May 29, 2019.
94. Leste, Siegal, and Shukla, *Return on capital performance in life sciences and health care*.
95. Ibid.
96. Ibid.
97. Mark Steedman et al., *Embracing the future of work to unlock R&D productivity: Measuring the return from pharmaceutical innovation 2018*, Deloitte, 2018.
98. Leste, Siegal, and Shukla, *Return on capital performance in life sciences and health care*.
99. NIH, "What we do: Budget" accessed December 15, 2019.
100. FASEB Office of Public Affairs, *NIH appropriations & grant trends, FY 1995-2018*, 2018.
101. Ibid.
102. NIH, "Office of Budget," accessed December 15, 2019.
103. NIH, "Research grants: Competing applications, awards, and success rates," accessed December 11, 2019.
104. Richard Hodes, "We have a budget for FY 2019," NIH, October 24, 2018.

105. NIH, "Estimates of funding for various research, condition, and disease categories (RCDC)," April 19, 2019.
106. Mike Lauer, "NIH annual snapshot—FY 2018 by the numbers," NIH, March 13, 2019.
107. US Department of Health & Human Services and NIH, *Turning discovery into health*, December 2017.
108. NIH, "NIH awards by location & organization," accessed December 11, 2019.
109. National Cancer Institute, "Study quantifies impact of NCI-sponsored trials on clinical cancer care," press release, September 18, 2019.
110. EvaluatePharma, *World preview 2019, outlook to 2024*.
111. Pharma Intelligence, *Pharma R&D annual review 2019*, 2019.
112. EvaluatePharma, *World preview 2019, outlook to 2024*.
113. IQVIA Institute for Human Data Science, *The changing landscape of research and development*, IQVIA, April 23, 2019.
114. Ibid.
115. Jeff Craven, "Innovating payment models for gene therapy," *First Report Managed Care*, August 2018.
116. Casey Quinn et al., "Estimating the clinical pipeline of cell and gene therapies and their potential economic impact on the US healthcare system," *Value in Health* 22, no. 6 (2019): 621–26.
117. MIT NEWDIGS, "NEWDIGS hosts first Paying for Cures Workshop at MIT," August 22, 2019.
118. Sarah Rickwood, *Prescription medicines trends: An overview and perspective on two therapy areas*, IQVIA, 2017.
119. IQVIA Institute for Human Data Science, *The changing landscape of research and development*.
120. Robert Langreth, "Antibiotics aren't profitable enough for Big Pharma to make more," *Bloomberg Businessweek*, May 3, 2019.
121. Pew Trusts, "Antibiotics currently in global clinical development," September 3, 2019.
122. Funds for NGOs, "Gates Foundation's Grand Challenges Explorations: New approaches to characterize the global burden of antimicrobial resistance," accessed December 8, 2019.
123. Suzanne E. Edwards et al., "Combating antibiotic resistance together: How can we enlist the help of industry?," *Antibiotics* 7, no. 4 (2018).
124. AMR Industry Alliance, "Pfizer, ICMR to establish a centre in New Delhi to combat AMR," accessed December 8, 2019.
125. IQVIA, *Global oncology trends 2019*, May 30, 2019.
126. Ibid.
127. Ibid.
128. EvaluatePharma, *World preview 2019, outlook to 2024*.
129. FDA, "Novel drug approvals for 2019," accessed December 8, 2019.
130. Ian Lloyd, *Pharma R&D annual review 2019*, Pharma Intelligence, 2019.
131. Ibid.

132. Patricia Van Arnum, "Cell and gene therapies: A manufacturing view," DCAT Value Chain INSIGHTS, April 24, 2019.
133. Pharmaceutical Technology, "Future of gene therapy manufacturing is a concern for investors and industry alike," May 30, 2019.
134. FDA, "Statement from FDA Commissioner Scott Gottlieb, M.D. and Peter Marks, M.D., Ph.D., director of the Center for Biologics Evaluation and Research on new policies to advance development of safe and effective cell and gene therapies," press release, January 15, 2019.
135. Pharmaceutical Technology, "Future of gene therapy manufacturing is a concern for investors and industry alike."
136. Ibid.
137. Maggie Lynch, "Cambrex acquires Avista for \$252m, becomes integrated CDMO," Outsourcing Pharma, August 12, 2019.
138. Vassia Barba, "Permira Funds acquires Cambrex in \$2.4b deal," Outsourcing Pharma, August 8, 2019.
139. Pharmaceutical Technology, "Future of gene therapy manufacturing is a concern for investors and industry alike."
140. Ned Pagliarulo, "Lonza makes gene therapy ambitions clear with Texas plant," BioPharma Dive, April 12, 2019.
141. Pharmaceutical Technology, "Future of gene therapy manufacturing is a concern for investors and industry alike."
142. Kristin Jensen, "PE firm to buy Cambrex for \$2.4b amid flurry of CDMO acquisitions," BioPharma Dive, August 7, 2019.
143. Pharmaceutical Technology, "Future of gene therapy manufacturing is a concern for investors and industry alike."
144. IndustryWeek, "New gene therapy manufacturing plant opens in Maryland," April 30, 2019.
145. Pharmaceutical Technology, "Future of gene therapy manufacturing is a concern for investors and industry alike."
146. Bluebird Bio, "Bluebird Bio opens state-of-the-art gene and cell therapy manufacturing facility in Durham, North Carolina," press release, Business Wire, March 22, 2019.
147. Kristin Jensen, "Bluebird gets European green light for gene therapy production," BioPharma Dive, October 24, 2019.
148. Arnum, "Cell and gene therapies: A manufacturing view."
149. Eric Palmer, "Moderna opens \$110M manufacturing site for its mRNA program," FiercePharma, July 17, 2019.
150. Ben Hargreaves, "Novartis makes acquisition to buildout CAR-T capabilities," BioPharma Reporter, January 2, 2019.
151. Eric Palmer, "Novartis unloading sterile production facility to Lonza," FiercePharma, July 1, 2019.
152. Suzanne Elvidge, "Collectis to bring CAR-T manufacturing in-house with new plants," BioPharma Dive, March 8, 2019.
153. Kristin Jensen, "Collectis turns to Lonza to manufacture cancer cell therapies," BioPharma Dive, October 3, 2019.
154. Eric Palmer, "Sanofi starts on viral vector facility as its R&D focus shifts to gene therapies," FiercePharma, October 22, 2019.

155. Pharmaceutical Technology, "State of the European Union: Too few API suppliers threaten the supply chain," March 18, 2019.
156. Ibid.
157. Pharmaceutical Technology, "Timing of new technology is key to biologics API success," July 2, 2018.
158. Pharmaceutical Technology, "State of the European Union."
159. MarketsandMarkets, *Artificial intelligence in health care market by offering, technology, and geography: Global forecast to 2025*, December 2018.
160. Francesca Properzi et al., *Intelligent drug discovery*, Deloitte Insights, November 7, 2019.
161. Robert Langreth, "AI drug hunters could give big pharma a run for its money," Bloomberg, July 15, 2019.
162. Ibid.
163. Conor Hale, "AI drug prospector Recursion Pharma nets \$121m for its clinical programs," FierceBiotech, July 15, 2019.
164. Tiernan Ray, "The subtle art of really big data: Recursion Pharma maps the body," ZDNet, July 25, 2019.
165. Langreth, "AI drug hunters could give big pharma a run for its money."
166. Hale, "AI drug prospector Recursion Pharma nets \$121m for its clinical programs."
167. Langreth, "AI drug hunters could give big pharma a run for its money."
168. Simon Smith, "177 startups using artificial intelligence in drug discovery," blog, BenchSci, December 3, 2019.
169. Alex Zhavoronkov et al., "Deep learning enables rapid identification of potent DDR1 kinase inhibitors," *Nature Biotechnology* 37, no. 9 (September 2019): 1038–40.
170. Conor Hale, "Insilico raises \$37m with plans to bring its AI to more drug discovery partnerships," FierceBiotech, September 12, 2019.
171. Deloitte Centre for Health Solutions, *Unlocking R&D Productivity*, 2018.
172. Properzi et al., *Intelligent drug discovery*.
173. Zachary Hendrickson, "New research shows an AI-powered system can develop potential new drugs in just 3 weeks," Business Insider, September 4, 2019.
174. Properzi et al., *Intelligent drug discovery*.
175. Smith, "36 pharma companies using artificial intelligence in drug discovery."
176. Properzi et al., *Intelligent drug discovery*.
177. Ibid.
178. BV Mahalakshmi, "Clinical trials ready for digital disruption: Head of development IT, Novartis," *Financial Express*, April 18, 2019.
179. Mohammed AlQuraishi, "AlphaFold @ CASP13: 'What just happened?'" blog, Some Thoughts on a Mysterious Universe, December 9, 2018.
180. Matthew Hutson, "AI protein-folding algorithms solve structures faster than ever," *Nature*, July 22, 2019.
181. Properzi et al., *Intelligent drug discovery*.



182. Deloitte, "The future of health: Unlocking the value of digital health data: How Deloitte and AWS are helping transform health care," December 2019.
183. Chi Heem Wong, Kien Wei Siah, and Andrew W. Lo, "Estimation of clinical trial success rates and related parameters," *Biostatistics* 20, no. 2 (2019): 273–86.
184. Mike Rea, "The 2019 pharmaceutical innovation index," LinkedIn, April 4, 2019.
185. Advisory Board, "A new normal: FDA is fast-tracking more drugs than ever, but is that safe?," July 10, 2019.
186. David Xie, Xiaofeng Li, and An Li, *The rewards of regulatory change: Launching innovative biopharma in China*, Deloitte Insights, April 18, 2019.
187. Gerardo Fortuna, "Does fast-track drugs approval in EU run too fast?," Euractiv, October 25, 2019.
188. Ryan Cross, "FDA prepares for huge growth in cell and gene therapy," *Chemical & Engineering News*, January 16, 2019.
189. Scott Gottlieb, "Remarks to the Alliance for Regenerative Medicine's annual board meeting," FDA, May 22, 2018.
190. Erin Harris, "4 unique demands of a gene therapy supply chain," *Cell & Gene*, February 20, 2019.
191. Ana Mulero, "FDA speeds up artificial intelligence approvals, review finds," RAPS, January 10, 2019.
192. Nina Bai, "Artificial intelligence that reads chest X-rays is approved by FDA," UCSF, September 12, 2019.
193. Filippo Pesapane et al., "Artificial intelligence as a medical device in radiology: Ethical and regulatory issues in Europe and the United States," *Insights into Imaging*, August 2018.
194. Jennifer Lopez, "The new EU MDR and its impact on drug device combination products," RAPS, October 31, 2019.
195. US FDA, "Software Precertification Program 2019 mid-year update," 2019.
196. Rockwell Automation, *The facility of the future*, January 2019.
197. Stephen Laaper et al., *Digital transformation in the medtech industry*, Deloitte, 2019.
198. Andy Daecher et al., *When the Internet of Things meets the digital supply network*, Deloitte Insights, April 8, 2019.
199. Laaper et al., *Digital transformation in the medtech industry*.
200. Arboleda et al., *Winning in the future of medtech*.
201. Angelo Stracquatano, "Artificial intelligence and augmented reality for the pharmaceutical industry," *Processing*, February 25, 2019.
202. Ibid.
203. Ibid.
204. Arno Sosna, "The new (augmented) reality in the life sciences," *Pharmaceutical Executive* 38, no. 4 (2018).
205. One Network, "What is a supply chain control tower?," accessed December 8, 2019.
206. Deloitte, "Introducing McLaren Deloitte," accessed December 11, 2019.
207. Joseph Constance, "Pharma exec's 2020 pipeline report," *Pharmaceutical Executive* 39, no. 11 (2019).
208. Greg Reh, "Forging a new path to commercialization for cell and gene therapies," Deloitte's Life Sciences & Health Care blog, July 11, 2019.

209. Ibid.
210. ISR Reports, "Two-thirds of pharmaceutical manufacturing is outsourced," press release, November 18, 2019.
211. Pharma IQ, "The changes set to disrupt biopharma manufacturing in 2020," July 23, 2019.
212. Ibid.
213. Technavio, *Global CDMO outsourcing market 2019–2023*, September 12, 2019.
214. Timothy King, "Flex your outsourcing model to maximize drug development," *Contract Pharma*, September 16, 2019.
215. Pharma IQ, "The changes set to disrupt biopharma manufacturing in 2020."
216. Amit Agarwal et al., *Effectively leveraging global CDMOs for CAR-T therapy*, Deloitte, September 19, 2019.
217. Timothy King, "Flex your outsourcing model to maximize drug development."
218. Louis Garguilo, "This biotech failed at outsourcing: Here's how you succeed instead," *Outsourced Pharma*, July 24, 2019.
219. Tim Wright, "The embedded CDMO," *Contract Pharma*, April 5, 2019.
220. Pfizer CentreOne, "The value of the embedded-CMO model," *BioPharma Dive*, August 24, 2017.
221. Tim Wright, "The embedded CDMO."
222. Reh, "Forging a new path to commercialization for cell and gene therapies."
223. Sanjay Srivastava, Laks Pernenkil, and Hussain Mooraj, "Transforming next-gen therapy supply chains into patient-connected value chains," *Cell & Gene*, June 20, 2019.
224. EvaluatePharma, *World preview 2019, outlook to 2024*.
225. Datamonitor Healthcare, *Market access trends in the US, Europe, and emerging markets*, Pharma Intelligence, March 2019.
226. Roots Analysis, *Cell therapy manufacturing market (3rd edition), 2019-2030*, November 2019.
227. Alliance for Regenerative Medicine, *Quarterly regenerative medicine sector report Q3 2019*, November 5, 2019.
228. Bill Cassidy, "How will we pay for the coming generation of potentially curative gene therapies?," *STAT*, June 12, 2019.
229. EvaluatePharma, *Orphan drug report 2019*, Evaluate, April 2019.
230. Ibid.
231. Nick Taylor, "Bluebird tweaks gene therapy manufacture to clear barrier to launch," *BioPharma Reporter*, October 29, 2019.
232. Reh, "Forging a new path to commercialization for cell and gene therapies."
233. Berkeley Lovelace Jr. and Angelica LaVito, "FDA approves Novartis' \$2.1 million gene therapy—making it the world's most expensive drug," *CNBC*, May 24, 2019.
234. Leah Rosenbaum, "Drug prices keep rising amid political pressure, but not as fast," *Forbes*, September 10, 2019.
235. Datamonitor Healthcare, *Market access trends in the US, Europe, and emerging markets*.

236. Allison Inzerro, "Panelists debate the role of ICER: useful overseer of prices, or oppressor of choice?," *AJMC*, May 22, 2019.
237. Datamonitor Healthcare, *Market access trends in the US, Europe, and emerging markets*.
238. John Carroll, "There's one endpoint that the booming biopharma industry has failed at miserably: Financial toxicity," *Endpoints News*, November 26, 2019.
239. Adrienne M. Gilligan et al., "Death or debt? National estimates of financial toxicity in persons with newly-diagnosed cancer," *American Journal of Medicine* 131, no. 10 (2018): 1187–99.
240. Datamonitor Healthcare, *Market access trends in the US, Europe, and emerging markets*.
241. *Ibid.*
242. Eric Ng, "'Painful' consolidation ahead for China's generic drug makers, as Beijing gets behind procurement revamp," *South China Morning Post*, December 17, 2018.
243. Akash Saini, Amandeep Singh, and Karan Verma, "In China 4+7 equals quality generic medicines at affordable costs," *Decision Resources Group*, May 14, 2019.
244. *Ibid.*
245. Greg Reh, Jonathan Fox, and Christine Chang, *Tackling digital transformation*, Deloitte Insights, July 17, 2019.
246. *Ibid.*
247. *Ibid.*
248. Arboleda et al., *Winning in the future of medtech*.
249. *Ibid.*
250. *Ibid.*
251. *Ibid.*
252. *Ibid.*
253. Beth Snyder Bulik, "Score! 'Good Pharma' ranking finds uptick in new drug data sharing and clinical trial transparency," *FiercePharma*, July 10, 2019.
254. Doriann Cain and Peter Goss, "As the popularity of health care IoT rises, so do privacy and security risks," *JD Supra*, October 1, 2019.
255. Mary Madden and Lee Rainie, *Americans' attitudes about privacy, security and surveillance*, Pew Research Center, May 20, 2015.
256. Rob Copeland, "Google's 'Project Nightingale' gathers personal health data on millions of Americans," *Wall Street Journal*, November 11, 2019.
257. *Wall Street Journal*, "Should consumers be able to sell their own personal data?," October 13, 2019.
258. Nicole Wetsman, "It's easier to donate your body to science, than your medical records," *Verge*, May 28, 2019.
259. *Wall Street Journal*, "Should consumers be able to sell their own personal data?."
260. *Ibid.*
261. Christina Chale, "The power of pharma businesses to drive social change," *PM Live*, January 15, 2018.

262. Business Roundtable, "Business Roundtable redefines the purpose of a corporation to promote an economy that serves all Americans," August 19, 2019.
263. Ibid.
264. Maung Min, Mark Esposito, and Francois DesMoulins, "Should pharmaceutical companies engage in corporate social responsibility?," *Journal of Management Development* 36 (2017): p. 58.
265. Ibid.
266. Nasdaq, "Where board & investor priorities intersect: 2019 review of S&P 100 governance disclosures," CNBC, 2019.
267. Ibid.
268. Lydia Saad, "Preference for environment over economy largest since 2000," press news release, Gallup, April 4, 2019.
269. Pfizer, "Key performance indicators," accessed December 11, 2019.
270. Ibid.
271. Rea, "The 2019 pharmaceutical innovation index."
272. Gilead, "HIV Age Positively grantees," accessed December 11, 2019.
273. Alex Kalomparis, "Driving change," *PharmaTimes*, October 2019.
274. Ibid.
275. The Diana Award, "This is for the change\_makers," accessed December 8, 2019.
276. Kiran Kabtta Somvanshi, "Will companies turn CSR into CIR?," *Economic Times*, September 23, 2019.
277. European Commission, "Corporate social responsibility & responsible business conduct," accessed December 8, 2019.
278. Collective Responsibility, "CSR in China, from follower to leader," October 30, 2018.
279. Moinak Banerjee, "Could Genome Research Council under public-private partnership be a way forward for India's human genome program?," *Economic Times*, November 2, 2019.
280. Johnson & Johnson, "Health for Humanity 2020 goals," accessed December 8, 2019.
281. Johnson & Johnson, "Message from our leaders," 2018.
282. CSR Hub, "The CSRHub ratings methodology," accessed December 8, 2019.
283. CSR Hub, "Search ratings—CSR report," accessed November 14, 2019.
284. Ibid.
285. Ibid.
286. MD+DI, "Top 40 medical device companies," February 19, 2019.
287. Sysmex, "Corporate social responsibility," accessed November 14, 2019.
288. EvaluatePharma, *World preview 2019, outlook to 2024*.
289. Ibid.
290. Ibid.

291. Ibid.
292. eyeforpharma, "What can pharma expect in 2019?," January 7, 2019.
293. EvaluatePharma, *Orphan drug report 2019*.
294. Ibid.
295. Ibid.
296. Nicholas Bagley et al., "It's time to reform the Orphan Drug Act," *NEJM Catalyst*, December 19, 2018.
297. Fortune Business Insights, *Medical devices market size, share and industry analysis by type, end user, and regional forecast, 2019–2025*, November 2019.
298. Global Data, "Japan's medical device market set to reach US\$74.7bn in 2025 making it an attractive space for investment," press release, May 30, 2019.
299. Fortune Business Insights, *Medical devices market size, share and industry analysis by type, end user, and regional forecast, 2019–2025*.
300. Economist Intelligence Unit, "The evolution of medtech in emerging markets," May 14, 2019.
301. Ibid.
302. Ibid.
303. Ibid.
304. Fortune Business Insights, *Medical devices market size, share and industry analysis by type, end user, and regional forecast, 2019–2025*.
305. EvaluatePharma, *World preview 2019, outlook to 2024*.
306. Economist Intelligence Unit, "The evolution of medtech in emerging markets."
307. Laaper et al., *Digital transformation in the medtech industry*.
308. Ibid.
309. Nick Paul Taylor, "Device makers must adapt to rise of ASCs, analysts say," MedTech Dive, September 25, 2019.
310. Laaper et al., *Digital transformation in the medtech industry*.

## Acknowledgments

The author would like to thank **Terry Koch** of Deloitte Touche Tohmatsu Limited, **Sarah Thomas** of Deloitte Services LP, **Karen Thomas** of Deloitte LLP, and **Angela Dunn** for their contributions to this report.

## Contact us

*Our insights can help you take advantage of change. If you're looking for fresh ideas to address your challenges, we should talk.*

### GLOBAL

#### Greg Reh

Global LSHC industry leader  
Global Life Sciences sector leader  
Deloitte United States  
grreh@deloitte.com

#### John Haughey

Global Life Sciences consulting leader  
LSHC industry leader  
Deloitte United Kingdom  
jhaughey@deloitte.co.uk

#### Dan Ressler

Global LSHC risk advisory leader  
Deloitte United States  
dressler@deloitte.com

#### Phil Pfrang

Global LSHC financial advisory leader  
Deloitte United States  
ppfrang@deloitte.com

#### Pierre-Henri Revault

Global LSHC tax leader  
Deloitte United States  
prevault@deloitte.com

#### Jeff Ellis

Global Life Sciences audit leader  
Deloitte United States  
jeellis@deloitte.com

### Americas

#### Mike Delone

Life Sciences sector leader  
Deloitte United States  
mdelone@deloitte.com

#### Lisa Purdy

LSHC industry leader  
Deloitte Canada  
lpurdy@deloitte.ca

#### Enrico de Vettori

LSHC industry leader  
Deloitte Brazil  
enicovettori@deloitte.com

#### Alexandro Arias

LSHC industry leader  
Deloitte Mexico & Central America Cluster  
alarias@deloittemx.com

### EMEA

#### Vicky Levy

North and South Europe & Switzerland Life  
Sciences sector leader  
Deloitte Switzerland  
vilevy@deloitte.ch

#### Ashleigh Theophanides

LSHC industry leader  
Deloitte Africa  
atheophanides@deloitte.co.za

#### Tom Van Wesemael

LSHC industry leader  
Deloitte Belgium  
tvanwesemael@deloitte.com

#### Valeria Brambilla

Life Sciences sector leader  
Deloitte Central Europe  
vbrambilla@deloitte.it

**Thomas Croisier**

LSHC industry leader  
Deloitte France  
tcroisier@deloitte.fr

**Michael Dohrmann**

LSHC industry leader  
Deloitte Germany  
MDohrmann@deloitte.de

**Jaimie Schmidt**

Life Sciences sector leader  
Deloitte Ireland  
jamischmidt@deloitte.ie

**John de Kok**

Life Sciences sector leader  
Deloitte Netherlands  
johndekok@deloitte.nl

**Sumit Sudan**

Life Sciences sector leader  
Deloitte Nordics  
ssudan@deloitte.dk

**Jorge Bagan**

LSHC industry leader  
Deloitte Spain  
jbagan@deloitte.es

**Asia Pacific**

**Ko Asami**

Asia Pacific region Life Sciences sector leader  
Deloitte Japan  
ko.asami@tohmatu.co.jp

**Hank Sciberras**

Life Sciences sector leader  
Deloitte Australia  
hsciberras@deloitte.com.au

**Jens Ewert**

LSHC industry leader  
Deloitte China  
jensewert@deloitte.com.cn

**Charu Sehgal**

LSHC industry leader  
Deloitte India  
csehgal@deloitte.com

**Tomotaro Nagakawa**

Life Sciences sector leader  
Deloitte Japan  
tnagakawa@tohmatu.co.jp

**Kavita Rekhraj**

LSHC industry leader  
Deloitte Southeast Asia  
krekhranj@deloitte.com

Life Sciences and Health Care

The Deloitte Touche Tohmatsu Limited's life sciences and health care (LSHC) industry group is composed of more than 12,000 professionals in more than 90 countries. These member firm professionals understand the complexity of today's life sciences and health care industry challenges, and provide clients with integrated, comprehensive services that meet their respective needs. In today's environment, LSHC professionals from across the Deloitte network help companies to evolve in a changing marketplace, pursue new and innovative solutions, and sustain long-term profitability. For more information about the DTTL LSHC industry group, email [dttlshc@deloitte.com](mailto:dttlshc@deloitte.com) or access [www.deloitte.com/lifesciences](http://www.deloitte.com/lifesciences).

# Deloitte.

## Insights

Sign up for Deloitte Insights updates at [www.deloitte.com/insights](http://www.deloitte.com/insights).



Follow @DeloitteInsight

### **Deloitte Insights contributors**

**Editorial:** Ramani Moses, Anya George Tharakan, Blythe Hurley, and Nairita Gangopadhyay

**Creative:** Sonya Vasilieff and Molly Woodworth

**Promotion:** Alexandra Kawecki

**Cover artwork:** Edu Fuentes

### **About Deloitte Insights**

Deloitte Insights publishes original articles, reports and periodicals that provide insights for businesses, the public sector and NGOs. Our goal is to draw upon research and experience from throughout our professional services organization, and that of coauthors in academia and business, to advance the conversation on a broad spectrum of topics of interest to executives and government leaders.

Deloitte Insights is an imprint of Deloitte Development LLC.

### **About this publication**


This publication contains general information only, and none of Deloitte Touche Tohmatsu Limited, its member firms, or its and their affiliates are, by means of this publication, rendering accounting, business, financial, investment, legal, tax, or other professional advice or services. This publication is not a substitute for such professional advice or services, nor should it be used as a basis for any decision or action that may affect your finances or your business. Before making any decision or taking any action that may affect your finances or your business, you should consult a qualified professional adviser.

None of Deloitte Touche Tohmatsu Limited, its member firms, or its and their respective affiliates shall be responsible for any loss whatsoever sustained by any person who relies on this publication.

### **About Deloitte**

Deloitte refers to one or more of Deloitte Touche Tohmatsu Limited, a UK private company limited by guarantee ("DTTL"), its network of member firms, and their related entities. DTTL and each of its member firms are legally separate and independent entities. DTTL (also referred to as "Deloitte Global") does not provide services to clients. In the United States, Deloitte refers to one or more of the US member firms of DTTL, their related entities that operate using the "Deloitte" name in the United States and their respective affiliates. Certain services may not be available to attest clients under the rules and regulations of public accounting. Please see [www.deloitte.com/about](http://www.deloitte.com/about) to learn more about our global network of member firms.





SHORT TAKE

## **2020 global life sciences outlook**

Creating new value,  
building blocks for  
the future

**B**IOPHARMA AND MEDTECH organizations are in the fast lane, headed toward a future driven by evolving, data-driven technologies.

As organizations strive to make sense of all the data signals, is it time to take a break to refuel and rethink what is being measured? In a rapidly changing world, what metrics really matter?

To find the next generation of key performance indicators, there are several questions organizations could be asking: What can be done to reduce complexity in the patient experience? What is the next level of performance, and how to get there in the next year? Is there adequate visibility of products, costs, and operations to help make timely, informed decisions? Is there a need to acquire, build, or partner for additional capabilities?

The *2020 global life sciences outlook* helps answer these questions and more. As leaders set their sights on the road to 2020 and look to shift their strategic gears, here's what they can consider:

## Creating new value

Leaders should more deeply consider ways to increase value and meaning for all stakeholders. The experiences of workers, customers (patients), and ecosystem partners (vendors, alliances, advocacy groups) are interrelated.

**Creating value for patients, care teams, and partners.** To create value for patients, organizations can focus on providing a holistic patient experience—mapping all the touchpoints that patients may experience throughout their journey and with their care teams. Building an empathetic solution—such as a “patient hub”—could help patients and caregivers connect digitally and address needs ranging from diagnosis to maintenance. Similarly, medtech companies can work to gain a deeper understanding of the end user, develop more user-friendly devices, and look

at ways to offer patient-centered services in nonclinical settings.<sup>1</sup>

In an era of precision medicine, clinical trials should be representative of the patients who will eventually use a drug or therapy. Efforts are underway to make trials more inclusive and increase participation from minorities and the elderly.<sup>2</sup> Stakeholders can look at options such as telemedicine to reduce complexity and provide people with virtual access to clinical trials.

**Creating value for the workforce.** In the workplace, when conditions, tools, and requirements change rapidly, organizations, systems, and practices should assimilate these changes. To create value for the workforce, life sciences and medtech organizations can look at emerging technologies, meaningful work, and flexible work models. Heading into 2020, leaders will likely look at how jobs can be redesigned and work reimaged around human-machine collaboration, working with machines to think exponentially.

**Creating value in the market, tracking discernible change.** With a rocky market and talks of recession in many parts of the world, biopharma companies appear to be biding their time to ink merger and acquisition deals. In biotech, ballooning valuations may be getting a reality check,<sup>3</sup> but health-related technology companies are now being valued at over a billion dollars, with many reaching unicorn<sup>4</sup> status in the last year.<sup>5</sup> Medtech has also entered a billion-dollar era, having seen its largest year for multiple billion-dollar deals.<sup>6</sup>

In 2020, the shift is expected to continue toward rare diseases and treatments for unmet needs. Biopharma is making the move to invest in or acquire companies specializing in gene therapies. Manufacturing is expected to be a key differentiator for gene therapies. Large pharmaceutical companies, contract

manufacturing organizations (CMOs), and contract development and manufacturing organizations (CDMOs) are adding capacity,<sup>7</sup> either from new facilities, expansions, or acquisitions.<sup>8</sup> The demand for additional manufacturing capacity will likely be exacerbated by accelerated regulatory approvals.

Technology investments, either through acquisition or software licensing, will likely continue to play a dominant role in life sciences.<sup>9</sup> In addition to compliance, risk management, and product lifecycle management (PLM) software, organizations should look to continue investing in applications to enhance real-world evidence and drug discovery.

The growing demand for personalized medicine and orphan drugs is driving R&D investments in large-molecule products.<sup>10</sup> R&D was found to be a source of diminishing return on capital (ROC), especially having fewer assets in the late-stage pipeline and lower potential sales per asset.<sup>11</sup> Return on capital could be one of the key metrics that matter for 2020—providing insights for organizations that are considering potential partners and a new understanding of the efficiency of allocating capital under control to drive profitability.<sup>12</sup>

In the future, smaller companies may ultimately take an increasing share of the market from Big Pharma by developing and commercializing products independently.<sup>13</sup>

## Leveraging opportunities and increasing efficiencies

**Accelerating R&D using technology.** Artificial intelligence (AI) is ushering in a new era of intelligent drug discovery, and the trend is likely to continue in 2020. There has been an explosion of AI startups, and tech giants such as Google have also made advances in AI-driven biochemistry that

are expected to lead to new developments.<sup>14</sup> Pharmaceutical companies are expected to continue to leverage partnerships.

Drug approval rates have also witnessed a spike. Fast-tracking new drugs is becoming “a new normal,” but there are also concerns over quality, safety, and costs.<sup>15</sup>

**Increasing operational efficiency.** The demand for small-volume, personalized medicines is driving operations away from large-scale bulk production to multiproduct facilities. The lens is gradually zooming in on smart factories of the future that may offer digital automation solutions, industrial IoT connectivity, and flexible manufacturing processes.<sup>16</sup> With a digitized core, the number of days it takes to release a drug product could potentially be reduced from 100 days to seven.

Data-driven manufacturing is generating more excitement heading into 2020, providing a renewed focus on quality. Companies are being nudged to revisit their approach toward managing the cost of quality and compliance, and businesses are expected to be more agile. With new technologies such as AI and augmented reality (AR), organizations could track productivity in real time, as well as reduce the risk of human error.

Partnering with other players and leveraging outsourcing opportunities are likely to be a huge success factor. Partner expertise could help address manufacturing, supply chain, and distribution challenges. Key outsourcing areas could be cell therapy manufacturing and big data capabilities.<sup>17</sup>

## Building blocks for the future

**Innovative financing for innovative therapies.** Innovative therapies address unmet needs but typically carry high costs. Gene therapies,

for example, are not just being touted as treatments but as cures. However, public and private systems will not likely be able to absorb the prices of these drugs. In 2020, companies are likely to move beyond just selling therapies and enter the business of health care financing—innovating drug pricing and reimbursement.

The commercialization of gene and cell therapies comes at a time of wider drug price scrutiny from policymakers and the public. In 2020, drug pricing, health care expenditures, and market accessibility will likely continue to be the main concerns.<sup>18</sup>

**Digital transformation in biopharma and medtech.** Devices and the data they generate are likely to inspire the development of new analytics tools, generating insights that drive personalized, real-time decision-making and improve patient outcomes.<sup>19</sup> While medtech companies may consider technology companies as competitors, collaborations may help develop more consumer-friendly devices.<sup>20</sup>

Both medtech and technology companies will continue to come under consumers' scrutiny around data, privacy, and security. In 2020, expect the debate on data ownership and ethics to continue.

**Marrying innovation with social good.** Research shows that corporate social responsibility (CSR) adds value to pharma companies' corporate financial performance.<sup>21</sup> Increasingly, stakeholders, including investors, appear to be scrutinizing pharmaceutical firms' environmental and social performance. In addition to companies voluntarily taking up initiatives that are beneficial for society at large, some governments are also making CSR spending mandatory. Companies are likely to look at ways, including public-private partnerships, to more closely align CSR with innovation and patient programs, as it will not just benefit them but society as well.

## Looking ahead: Sales trajectories

**What'll sell?** Worldwide prescription drug sales are projected to have a positive compound annual growth rate (CAGR) of 6.9 percent from 2019 to 2024. Oncology is expected to have almost a 20 percent share of the worldwide market and a CAGR of 11.4 percent by 2024. Over the same period, worldwide orphan drug sales are expected to have double the CAGR of nonorphan drugs, at 12.3 percent. The in vitro diagnosis (IVD) segment is the largest medtech segment globally, accounting for a market share of 12.9 percent in 2018,<sup>22</sup> and is expected to remain the number one device area in the foreseeable future.<sup>23</sup>

**What will not sell?** In 2020, clouds of uncertainty will loom large over drug pricing, and challenges may come from lower investments in R&D as a proportion of sales (which is expected to drop from 21.6 percent in 2018 to 18 percent in 2024). By 2024, sales worth US\$198 billion are at risk due to patent expiries, and a decline is projected for anti-rheumatics (-1.0 percent CAGR).<sup>24</sup>

As for medtech companies, downstream pricing pressures, nontraditional challengers, stringent regulations, and operational inefficiencies due to industry consolidation are forcing them to implement effective cost-reduction strategies to remain competitive. Future success can depend on being proactive and leveraging recent advances in digital technologies.

To learn more, read the full report: *2020 global life sciences outlook: Creating new value, building blocks for the future.*

## Endnotes

1. Pedro Arboleda et al., *Winning in the future of Medtech: Novel partnerships with consumer tech to transform care delivery*, Deloitte Insights, September 19, 2019.
2. National Institute on Aging, "Recruiting Older Adults into Research (ROAR) presentation toolkit," January 14, 2019.
3. Amy Brown, "Bloated on arrival? Biotech's weightiest new issues," Evaluate Vantage, October 23, 2019.
4. Investopedia, "Unicorn," October 15, 2019.
5. Andy White and Priyamvada Mathur, "Meet the unicorn class of 2019," PitchBook, December 12, 2019.
6. Evaluate Vantage, *Pharma, biotech & medtech half-year review 2019*, July 31, 2019.
7. Patricia Van Arnum, "Cell and gene therapies: A manufacturing view," DCAT Value Chain INSIGHTS, April 24, 2019.
8. Pharmaceutical Technology, "Future of gene therapy manufacturing is a concern for investors and industry alike," May 30, 2019.
9. Misho Markovski and Andrej Micik, "Top 10 life sciences software vendors, market size and market forecast 2018-2023," Apps Run the World, December 9, 2019.
10. Ian Lloyd, *Pharma R&D annual review 2019*, Pharma Intelligence, 2019.
11. Teresa Leste, Yakir Siegal, and Maulesh Shukla, *Return on capital performance in life sciences and health care: How have organizations performed and where are best bets going forward?*, Deloitte Insights, April 30, 2019.
12. Ibid.
13. The Deloitte Centre for Health Solutions, *Ten years on: Measuring the return from pharmaceutical innovation 2019*, 2019.
14. Mohammed AlQuraishi, "AlphaFold @ CASP13: 'What just happened?'," blog, Some Thoughts on a Mysterious Universe, December 9, 2018.
15. Advisory Board, "A new normal: FDA is fast-tracking more drugs than ever, but is that safe?," July 10, 2019.
16. Rockwell Automation, *The facility of the future*, January 2019.
17. Joseph Constance, "Pharma exec's 2020 pipeline report," *Pharmaceutical Executive* 39, no. 11 (2019).
18. EvaluatePharma, *World preview 2019, outlook to 2024*, June 4, 2019.
19. Arboleda et al., *Winning in the future of medtech*.
20. Ibid.
21. Maung Min, Mark Esposito, and Francois Desmoulin-Lebeault, "Should pharmaceutical companies engage in corporate social responsibility?," *Journal of Management Development* 36', no. 1 (2017): pp. 58–70.
22. Fortune Business Insights, *Medical devices market size, share and industry analysis by type, end user, and regional forecast, 2019 – 2025*, November 2019.
23. EvaluateMedTech, *World preview 2018, outlook to 2024*, September 2018.
24. EvaluatePharma, *World preview 2019, outlook to 2024*.

# Deloitte.

## Insights

Sign up for Deloitte Insights updates at [www.deloitte.com/insights](http://www.deloitte.com/insights).

 Follow @DeloitteInsight

### Deloitte Insights contributors

**Editorial:** Ramani Moses, Blythe Hurley, Anya George Tharakan,  
and Nairita Gangopadhyay

**Promotion:** Alexandra Kawecki

**Cover artwork:** Edu Fuentes

### About Deloitte Insights

Deloitte Insights publishes original articles, reports and periodicals that provide insights for businesses, the public sector and NGOs. Our goal is to draw upon research and experience from throughout our professional services organization, and that of coauthors in academia and business, to advance the conversation on a broad spectrum of topics of interest to executives and government leaders.

Deloitte Insights is an imprint of Deloitte Development LLC.

### About this publication

This publication contains general information only, and none of Deloitte Touche Tohmatsu Limited, its member firms, or its and their affiliates are, by means of this publication, rendering accounting, business, financial, investment, legal, tax, or other professional advice or services. This publication is not a substitute for such professional advice or services, nor should it be used as a basis for any decision or action that may affect your finances or your business. Before making any decision or taking any action that may affect your finances or your business, you should consult a qualified professional adviser.

None of Deloitte Touche Tohmatsu Limited, its member firms, or its and their respective affiliates shall be responsible for any loss whatsoever sustained by any person who relies on this publication.

### About Deloitte

Deloitte refers to one or more of Deloitte Touche Tohmatsu Limited, a UK private company limited by guarantee ("DTTL"), its network of member firms, and their related entities. DTTL and each of its member firms are legally separate and independent entities. DTTL (also referred to as "Deloitte Global") does not provide services to clients. In the United States, Deloitte refers to one or more of the US member firms of DTTL, their related entities that operate using the "Deloitte" name in the United States and their respective affiliates. Certain services may not be available to attest clients under the rules and regulations of public accounting. Please see [www.deloitte.com/about](http://www.deloitte.com/about) to learn more about our global network of member firms.