

Executive Summary

Loan Count:		Exposure:		Arrears:		Avg Loan Term:		Avg Current IR:		Expected Credit Loss:	
2016	4,186	2016	S\$624,462,380	2016	S\$66,823,673	2016	7.26 years	2016	3.3%	2016	S\$76,424,178
2017	4,859	2017	S\$745,881,429	2017	S\$69,417,136	2017	6.31 years	2017	3.7%	2017	S\$84,692,970

Filters

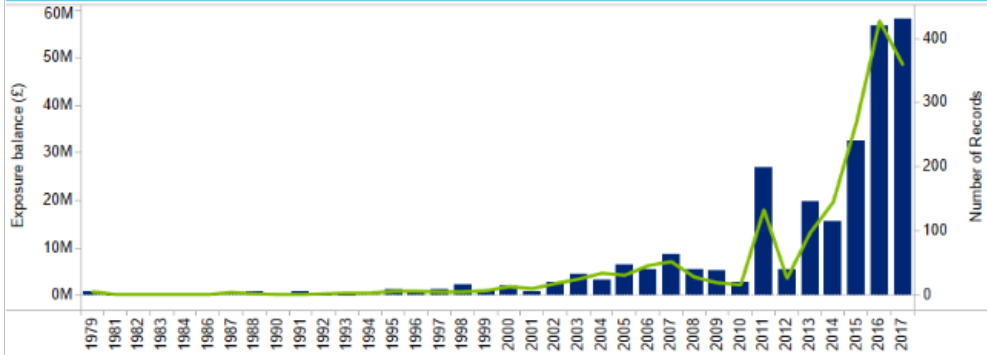
Ref Date: (All)

IFRS9 Stage: (All)

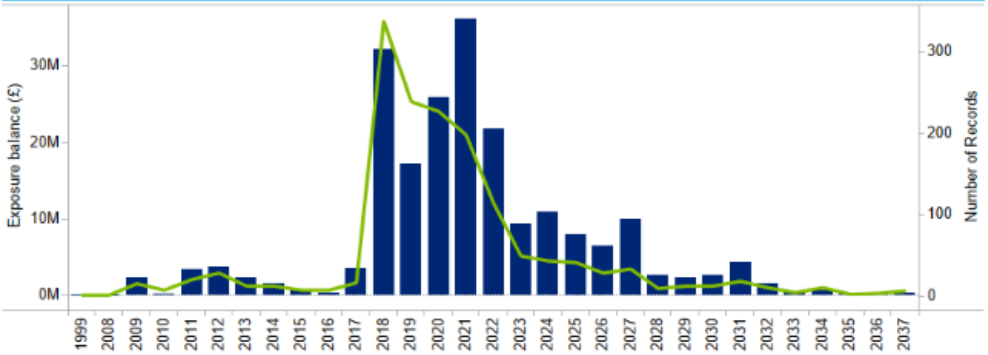
IFRS9 Stage PY: (All)

Days Past Due: (All)

Vintage Analysis (Start Date) 2017 Only



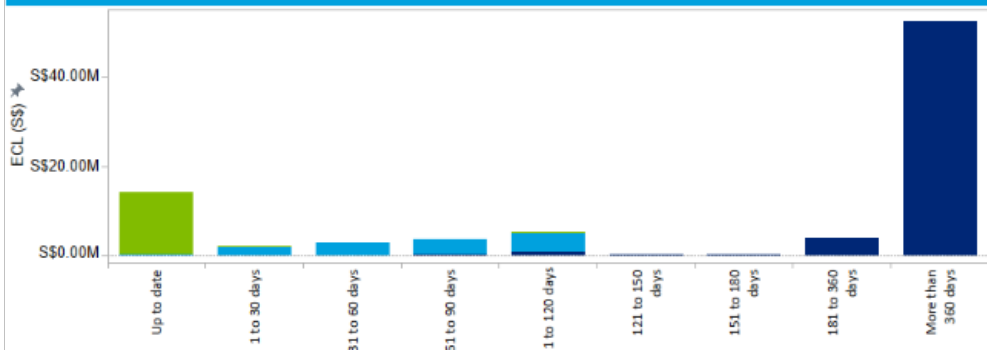
Maturity Analysis (Maturity Date) 2017 Only



Key

- IFRS9 Stage PY
- IFRS9 Stage
- STG1
- STG2
- STG3

Expected Credit Loss Analysis (Days past Due) 2017 Only



Flow from PY Staging into CY Staging

