

Number of Loans

9386

Number of Customers

3936

Outstanding Amount

RM5.68bn

ECL Amount

664.45M

Select outstanding amount

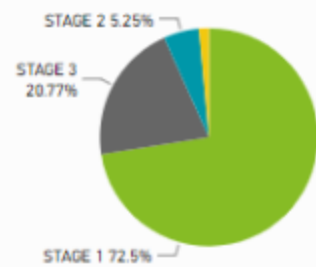
All

Select repayment frequency

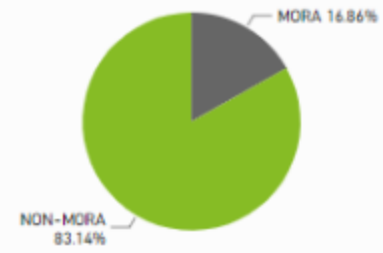
All

Test No	Test Description	Count
Test 1	Loan not in the same stage for customers with any loans higher than Stage 2	
Test 2	Zero profit rate	96
Test 3	Loans in Stage 3 IIP with zero ECL or less than Stage 2 ECL	115
Test 4	Loans in Stage 3 with collateral valuation date more than 2 years	2586
Test 5	Moratorium loan accounts	271
Test 6	Incorrect classification of staging according to MIA.	
Test 7	Loans that have been R&R and MIA more than 0 for the past 6 months but not in Stage 2 or Stage 3	2
Test 8	Loans that have been R&R more than once for the past 2 years	17

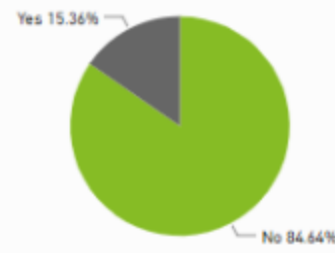
Outstanding Amount by Stage



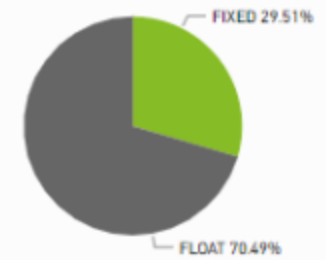
Outstanding Amount by Moratorium Status



Outstanding Amount by R&R



Outstanding Amount by Profit Category



Outstanding Amount by Sector



Loan Listing

MBER	FINAL_TOTAL_OUTSTANDING	FRS 9 STAGE	MANUAL_AGEING	PROFIT_RATE	R&R	CUSUM_MIA_18
80001	RM597.71	STAGE 1		0.00	No	0.00
80001	RM766.33	STAGE 1		0.00	No	0.00
00003	RM139,436.87	STAGE 2		0.00	Yes	9.00
00003	RM1,486,428.47	STAGE 2		0.00	Yes	9.00
00004	RM2,030,275.03	STAGE 2		0.00	Yes	9.00
00005	RM639,288.65	STAGE 2		0.00	Yes	9.00
40031	RM177,058.73	STAGE 3		5.00	No	36.00
40001	RM315,918.00	STAGE 3		8.35	No	7.00
10001	RM25,444,996.67	STAGE 1		5.00	Yes	0.00
10001	RM4,807,940.99	STAGE 1		7.85	No	0.00
10002	RM1,606,728.35	STAGE 1		7.85	No	0.00
40212	RM117,623.46	STAGE 1		6.85	Yes	0.00
40217	RM296,177.60	STAGE 1		6.85	Yes	0.00
40005	RM0.00	STAGE 1		6.60	No	0.00
40001	RM257,937.35	STAGE 1		6.85	Yes	0.00
10002	RM0.00	STAGE 1		8.35	No	0.00
80001	RM0.00	STAGE 1		8.35	No	0.00
60001	RM0.00	STAGE 1		8.35	No	0.00