

Texas LNG

Leading the Second Wave of US LNG Exports & Challenging the Traditional LNG World Paradigm



Langtry Meyer
Founder & Chief Operating Officer
Texas LNG

2016 Deloitte Oil & Gas Conference
Houston, Texas
September 21, 2016

Introduction



- Independent Company
- Port of Brownsville
- 2 Phases:
2 X 2 MTA
- Phase 1 Operation in 2021



The LNG World Paradigm is Shifting: Changing Players, Changing Structures, Changing Strategies



The Traditional LNG World

Limited Number of Sellers
(Supermajors & NOCs)

Integrated Value Chain

Destination Restrictions

Established Large-scale Buyers

Oil linked Contracts

Long-term Contracts



The New LNG World

Emergence of New Players &
Entrepreneurial Developers (e.g. Texas LNG)

Disaggregation of Value Chain

Destination Flexibility

Emerging Buyers Demanding Smaller
Volumes

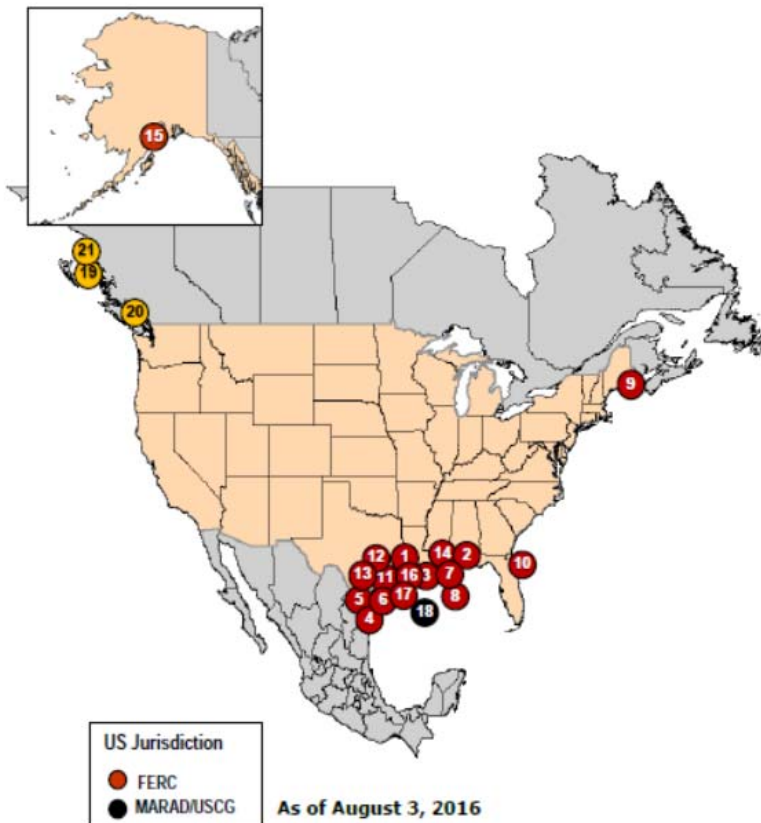
Hub Pricing

Growing Short-term Business

Only 1 out of 14 credible US LNG involves a Supermajor



North American LNG Export Terminals Proposed



PROPOSED TO FERC

Pending Applications:

1. Sabine Pass, TX: 2.1 Bcfd (ExxonMobil – Golden Pass) (CP14-517)
2. Pascagoula, MS: 1.5 Bcfd (Gulf LNG Liquefaction) (CP15-521)
3. Cameron Parish, LA: 1.41 Bcfd (Venture Global Calcasieu Pass) (CP15-550)
4. Brownsville, TX: 0.55 Bcfd (Texas LNG Brownsville) (CP16-116)
5. Brownsville, TX: 3.6 Bcfd (Rio Grande LNG – NextDecade) (CP16-454)
6. Brownsville, TX: 0.9 Bcfd (Annova LNG Brownsville) (CP16-480)

Projects in Pre-filing:

7. Plaquemines Parish, LA: 1.07 Bcfd (CE FLNG) (PF13-11)
8. Plaquemines Parish, LA: 0.30 Bcfd (Louisiana LNG) (PF14-17)
9. Robbinston, ME: 0.45 Bcfd (Kestrel Energy – Downeast LNG) (PF14-19)
10. Jacksonville, FL: 0.075 Bcfd (Eagle LNG Partners) (PF15-7)
11. Port Arthur, TX: 1.4 Bcfd (Port Arthur LNG) (PF15-18)
12. Freeport, TX: 0.72 Bcfd (Freeport LNG Dev) (PF15-25)
13. Corpus Christi, TX: 1.4 Bcfd (Cheniere – Corpus Christi LNG) (PF15-26)
14. Plaquemines Parish, LA: 2.80 Bcfd (Venture Global LNG) (PF15-27)
15. Nikiski, AK: 2.55 Bcfd (ExxonMobil, ConocoPhillips, BP, TransCanada and Alaska Gasline) (PF14-21)
16. Cameron Parish, LA: 1.84 Bcfd (G2 LNG) (PF16-2)
17. Calcasieu Parish, LA: 4.0 Bcfd (Driftwood LNG) (PF16-6)

PROPOSED TO U.S.-MARAD/COAST GUARD

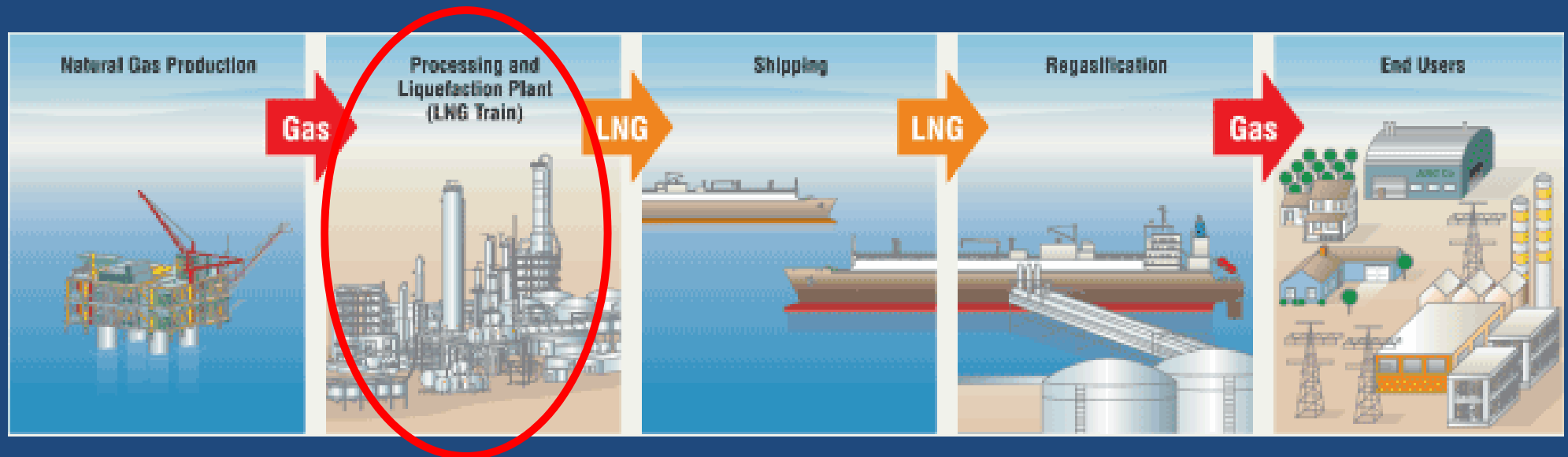
18. Gulf of Mexico: 1.8 Bcfd (Delfin LNG)

- 5 LNG projects under construction*
- 3 approved but not under construction*
- 6 in the Formal FERC application phase*

Only one project (Golden Pass) involves ownership by Supermajor/NOC

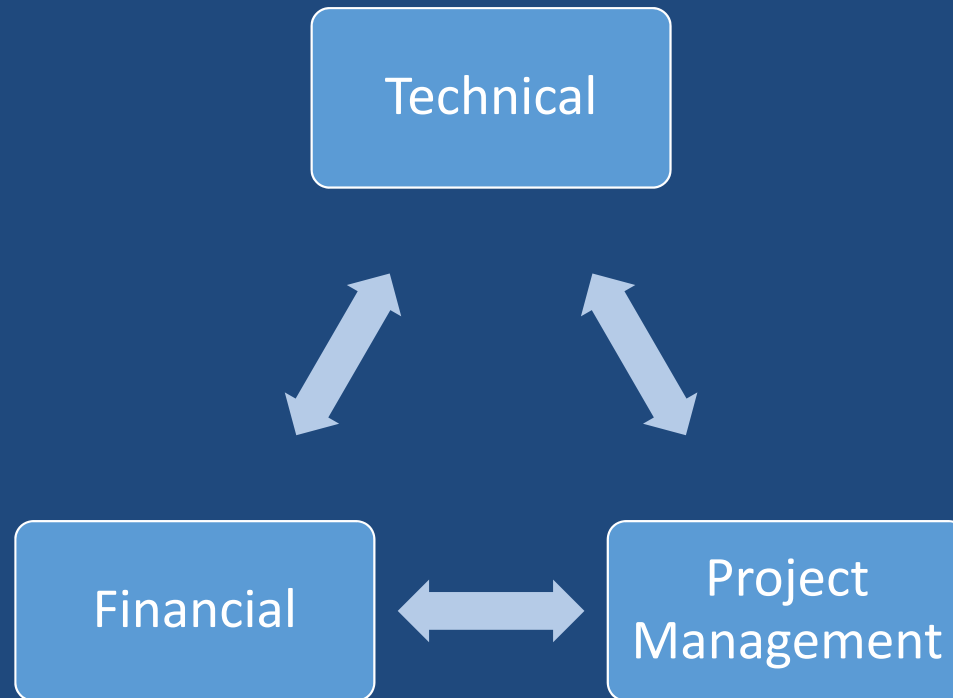
*Excluding expansions

Emergence of Tolling Model: Disaggregation of the LNG Value Chain Provides Maximum Flexibility to Offtakers



“Manufacturers” of LNG
Destination Flexibility

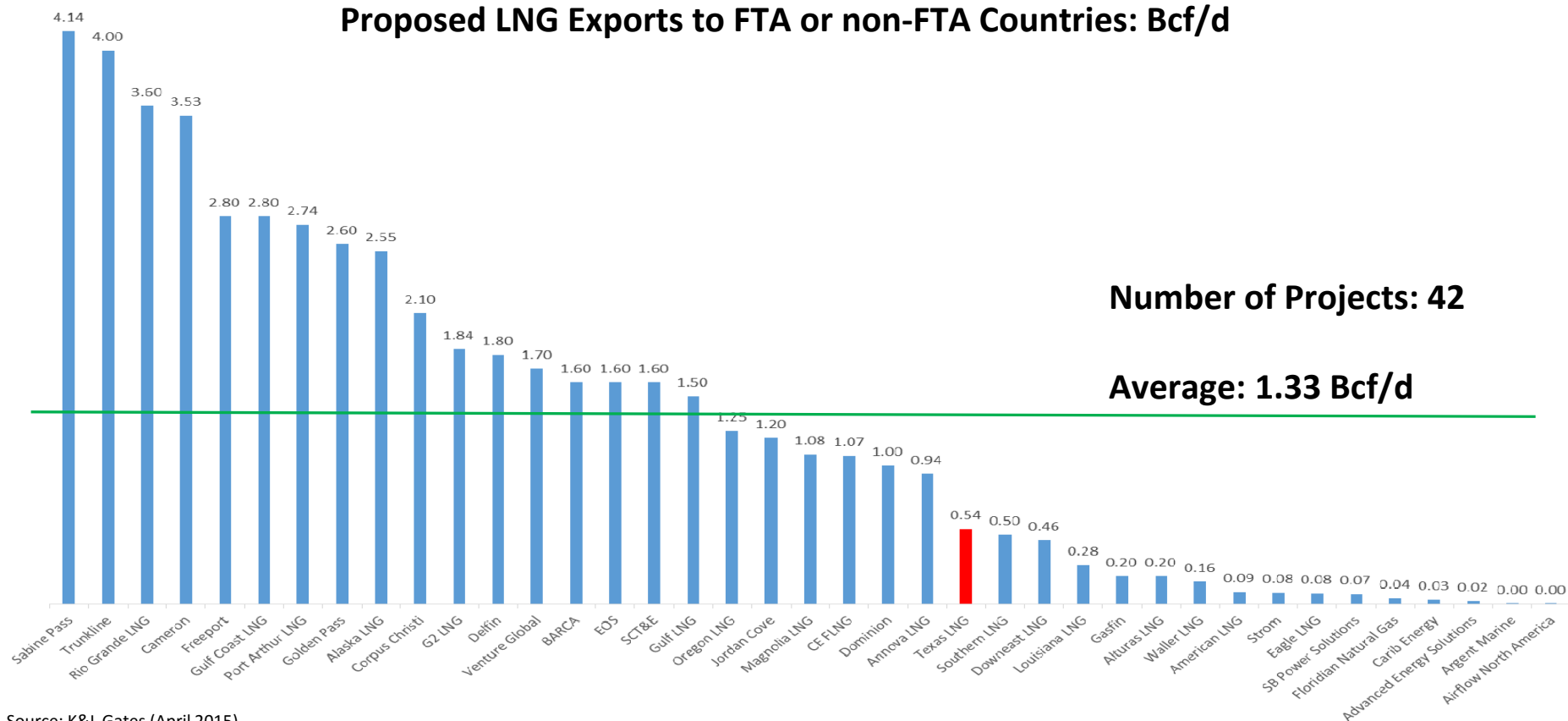
Technical, Financial, and Project Management Skills to Develop and Build LNG Projects Not Exclusive to Supermajors/NOCs



Texas LNG is “small” relative to other proposed US LNG export projects



Proposed LNG Exports to FTA or non-FTA Countries: Bcf/d



Source: K&L Gates (April 2015)

“Smaller is Smarter”



Smaller projects are viable compared to typical larger projects

2 MTA is credible volume

Easier to place smaller capacity

Accommodate smaller offtakers

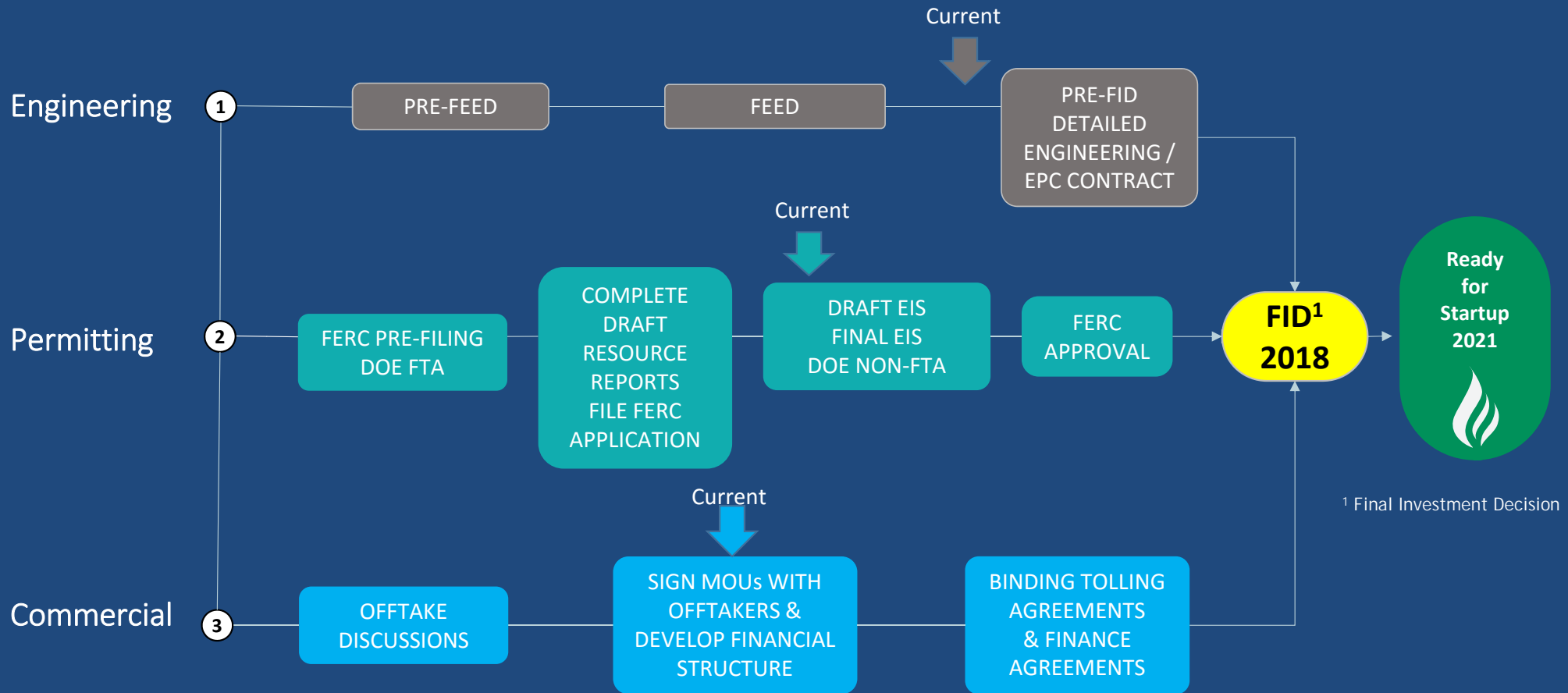
Minimize environmental impact

Easier to Operate: Feed gas & shipping

Less financing required

Realistic, Simple, & Easier to Reach FID

Forward Plan





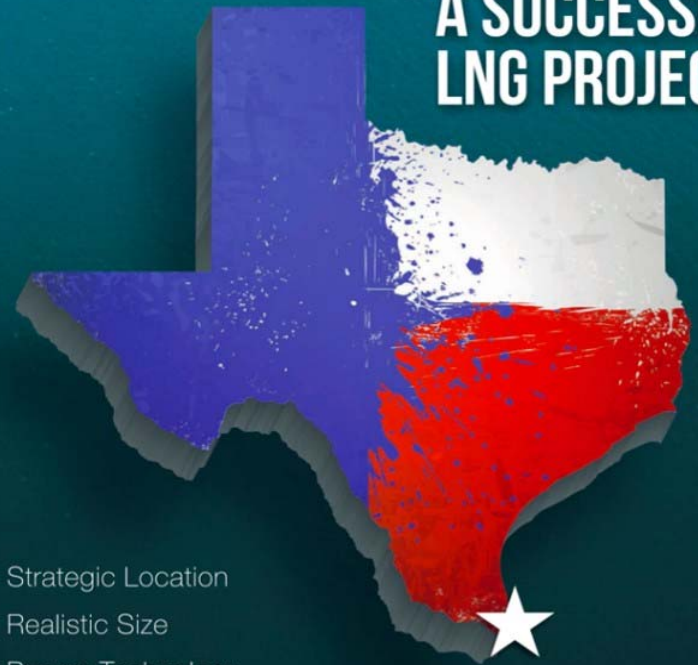
Not everything is bigger in Texas!

Texas LNG Brownsville LLC
2800 N. Loop West Suite 910
Houston, TX 77092, USA
www.txlng.com

LNG INDUSTRY

March 2016

THE MAKING OF A SUCCESSFUL LNG PROJECT.



- Strategic Location
- Realistic Size
- Proven Technology
- Low-Risk Tolling Model
- The Right Team



Disclaimer



Cautionary Statement:

The information and materials in this document are ; Provided for informational purposes only and are subject to addition, deletion and modification without notice at the sole discretion of Texas LNG LLC and Texas LNG Brownsville LLC.; Not warranted or guaranteed to be correct, complete or up-to-date. The information and materials could include technical inaccuracies and other errors. ; Provided “As Is” without any representation or warranties of any kind. No liability, direct or consequential, of any kind arising from the use of information and materials contained in this document or linked website is accepted. ; Not to be considered or to be constituted as investment advice or as any type of offer, offer, invitation, solicitation or recommendation in relation to the purchase or sale of any type of financial instruments or security in any jurisdiction.

Any forward looking statements contained in the information and materials in this document are only predictions and are subject to risks, uncertainties and assumptions, many of which are outside the control of Texas LNG LLC or Texas LNG Brownsville LLC or its officers or representatives. These risks, uncertainties and assumptions include commodity prices, currency fluctuations, economic and financial market conditions in various countries and regions, environmental risks and legislative, fiscal or regulatory developments, political risks, project delay or advancement, approvals and cost estimates. Actual values, results or events may be materially different to those expressed or implied in this document. Given these uncertainties, readers are cautioned not to place reliance on forward looking statements .

Readers are strongly advised to complete their own investigations to the accuracy and completeness of the contents of this or any other communication or document, written or oral, provided by or referred to by Texas LNG LLC or Texas LNG Brownsville LLC or its officers or representatives.