

The image features a vertical sidebar on the left with a blue and green abstract background. At the top left, the Deloitte logo is displayed in blue. The background consists of various geometric shapes, including squares, rectangles, and a grid pattern, in shades of blue and green. A prominent blue circle is located in the upper-middle section of the green area.

Deloitte.

Focusing on Washington's regulatory landscape

Joe Ucuzoglu

National managing partner, Government, Regulatory and Professional Matters, Deloitte LLP

Christine Davine

National director, SEC Services, Deloitte & Touche LLP

Tom Davis

Director, Government Relations, Deloitte & Touche LLP, and former chairman of the House Committee on Oversight & Government Reform

2014 Senate races by 2012 presidential result

Senators running in 2014 by 2012 presidential performance (Obama vs. Romney)

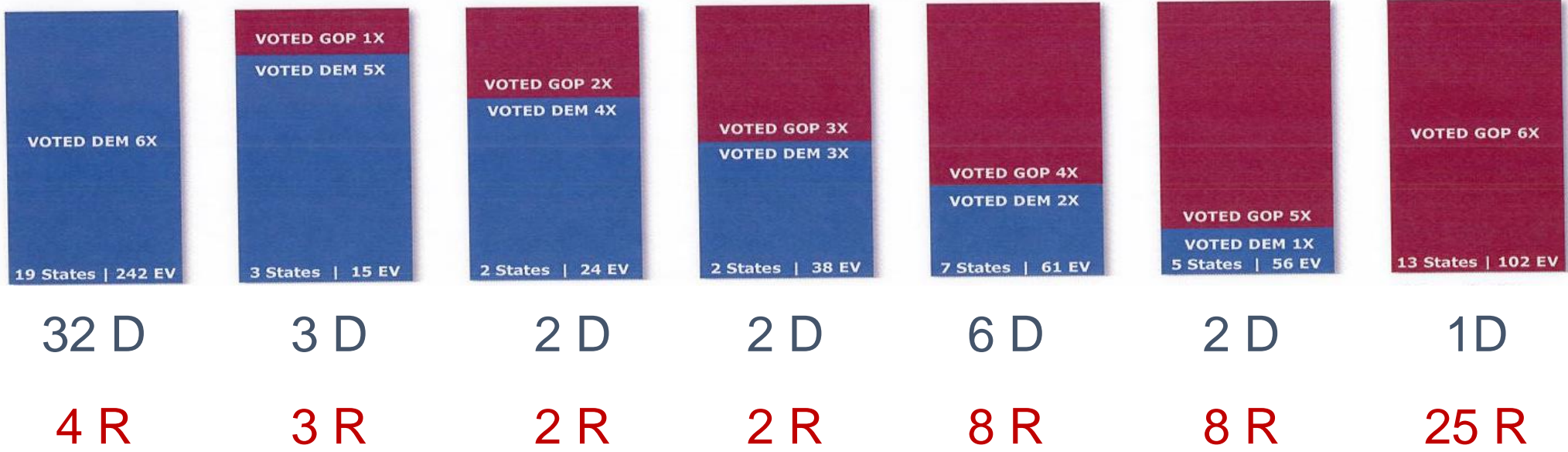
| Obama + 15 or Greater | Obama +5 to +14.9 | Obama +4.9 to Romney +4.9 | Romney +5 to +14.9 | Romney +15 or Greater |
|---|---|-----------------------------------|---|--|
| DEMOCRATS (21) | | | | |
| Coons (DE) +19 Schatz (HI) +43 Durbin (IL) +17 Markey (MA) +23 Reed (RI) +27 Booker (NJ) +17 | M. Udall (CO) +5 Harkin* (IA) +6 Levin* (MI) +10 Franken (MN) +8 Shaheen (NH) +6 T. Udall (NM) +10 Merkley (OR) +12 | Hagan (NC) R+2 Warner (VA) D+4 | Begich (AK) +14 Walsh* (MT) +14 | Pryor (AR) +24 Landrieu (LA) +17 Johnson* (SD) +18 Rockefeller* (WV) +27 |
| REPUBLICANS (15) | | | | |
| Collins (ME) +15 | | | Chambliss* (GA) +8 Cochran (MS) +12 Graham (SC) +10 Scott (SC) +10 | Sessions (AL) +22 Risch (ID) +32 Roberts (KS) +22 McConnell (KY) +23 Johanns* (NE) +22 Coburn (OK) +34 Inhofe (OK) +34 Alexander (TN) +20 Cornyn (TX) +16 Enzi (WY) +41 |

*Senate seat is open

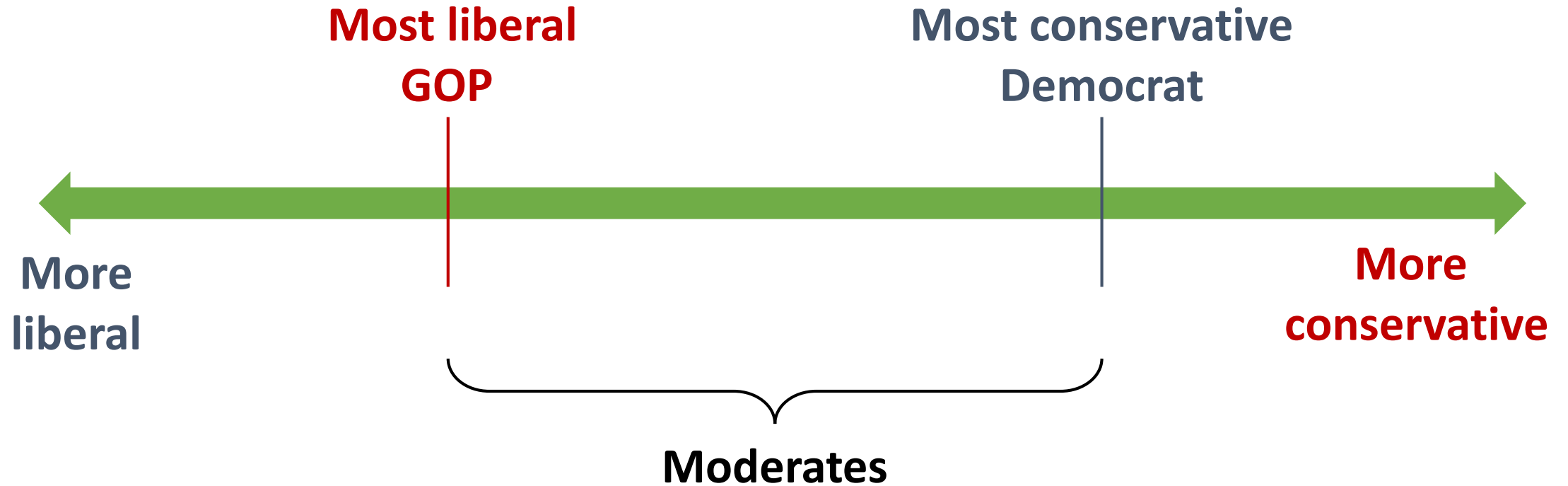
New Senate breakdown by presidential voting

Presidential Voting by State (1992-2012)

The chart below shows the frequency with which each state has voted Democratic and/or Republican in the last six Presidential elections.



The incredible shrinking middle




Based on legislative voting records and analysis by the *National Journal*

U.S. House of Representatives

1982

**Most liberal
GOP**

**Most
conservative
Democrat**



U.S. House of Representatives

1994

**Most liberal
GOP**

**Most
conservative
Democrat**

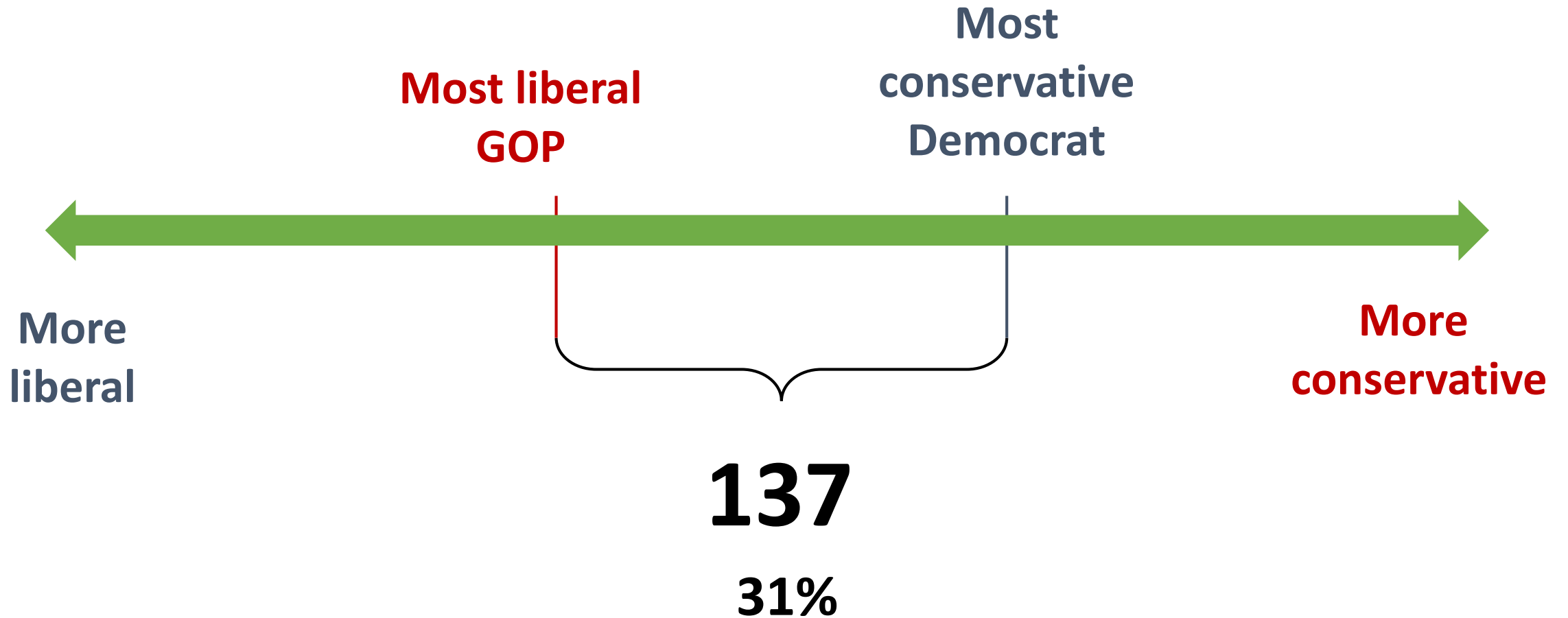


252

58%

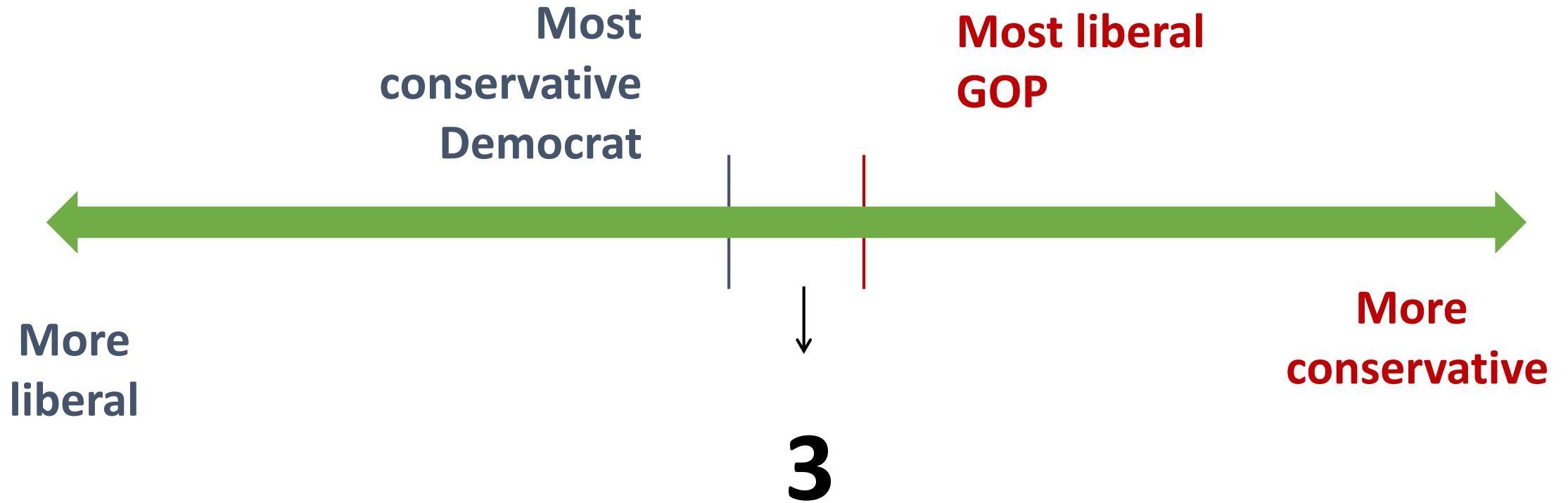
U.S. House of Representatives

2002



U.S. House of Representatives

2014



U.S. Senate

1982

**Most liberal
GOP**

**Most
conservative
Democrat**



58

U.S. Senate

1994

Most liberal
GOP

Most
conservative
Democrat

More
liberal

More
conservative

34



U.S. Senate

2002

**Most liberal
GOP**

**Most
conservative
Democrat**

**More
liberal**

**More
conservative**



7

U.S. Senate

2014

