





Figure 11: Fintech IPOs by sector and solution category (1998-2017 YTD)

	'98-'07	2008	2009	2010	2011	2012	2013	2014	2015	2016	2017
											
BANKING & CAPITAL MARKETS											
BANKING OPERATIONS										1	
DEPOSITS & LENDING				1				3	2	1	1
CAPITAL RAISING										2	
FINANCIAL MANAGEMENT	2	1			1				1	2	
PAYMENTS	1			1	1	2			2	2	
											
INVESTMENT MANAGEMENT											
INVESTMENT MANAGEMENT	1			1						1	
											
INSURANCE											
COMMERCIAL INSURANCE	6										
INSURANCE CUSTOMER ACQUISITION	1						1				
INSURANCE OPERATIONS	1					1		1			
PERSONAL INSURANCE	3					1		2			
											
REAL ESTATE											
FINANCING & INVESTING	1			1				1		1	1
LEASING AND P&S TRANSACTIONS				1	1				1	1	
PROPERTY DEVELOPMENT AND MANAGEMENT				1	1		2		3		
TOTALS	16	1	0	6	4	4	3	7	9	11	2

Source: Venture Scanner data, Deloitte Center for Financial Services analysis