


**Deloitte.**

**500<sup>TM</sup>**

**Technology Fast 500**  
**2023** NORTH AMERICA



**2023 Technology Fast 500**  
Recognizing growth and innovation

November 2023 v1.1



# Contents

**Software & services**

**Life sciences**

**Fintech**

**Digital content/media/entertainment**


**Hardware & semiconductors**

**Energy & sustainability technology**

**Communications/Networking**



# About the Deloitte Technology Fast 500



## **Dedication. Innovation. Growth.**

No matter what challenges the future holds, innovative tech companies play a key role in moving us forward. Technology has transformed every aspect of our daily lives, with no sign of that slowing down. And the dedicated and passionate tech pioneers who make it all possible deserve recognition—and celebration.

Now in its 29th year, the Deloitte Technology Fast 500 is a leading technology innovation awards program that celebrates technological advancement, entrepreneurship, and resilience. Fast 500 companies—both large and small, public and private—are leaders in hardware, software, telecom, semiconductors, and emerging areas such as energy technology. While they span a variety of industry sectors, each winner plays a part in changing the way we live, work, and play.

## **Selection and qualifying criteria**

Technology Fast 500 provides a ranking of the fastest-growing technology, media, telecommunications, life sciences, fintech, and energy tech companies. Technology Fast 500 award winners for 2023 were selected based on percentage of fiscal year revenue growth during the period from 2019 to 2022.

In order to be eligible for Technology Fast 500 recognition, companies must own proprietary intellectual property or proprietary technology, which must be sold to customers in products or services that contribute to a majority of the company's operating revenues. Companies must have base-year operating revenues of at least US\$50,000 and current-year operating revenues of at least US\$5 million. Additionally, companies must be in business for a minimum of four years and be headquartered within North America.

This ranking is compiled from applications submitted directly to the Technology Fast 500 website and public company database research conducted by Deloitte LLP.

## **Program information**

If you would like to learn more about the Technology Fast 500 program, please register [here](#) to receive email alerts. To download a copy of 2023 rankings go to: [www.Fast500.com](http://www.Fast500.com).

# The top 10


Rank	Company name	Primary industry	% Growth	City	St./Prov.	CEO name
1	<b>Vir Biotechnology, Inc.</b>	Life sciences	222,189%	San Francisco	CA	Marianne De Backer
2	<b>Mode Mobile, Inc.</b>	Software & services	32,481%	Chicago	IL	Dan Novaes
3	<b>Revance Therapeutics, Inc.</b>	Life sciences	31,998%	Nashville	TN	Mark Foley
4	<b>Moderna</b>	Life sciences	31,894%	Cambridge	MA	Stéphane Bancel
5	<b>Seer, Inc.</b>	Life sciences	26,095%	Redwood City	CA	Omid Farokhzad
6	<b>Fubo</b>	Digital content/media/entertainment	23,517%	New York	NY	David Gandler
7	<b>Fireblocks</b>	Fintech	21,448%	New York	NY	Michael Shaulov
8	<b>Pallet</b>	Energy & sustainability technology	19,208%	Everett	WA	Amy King
9	<b>Dapper Labs, Inc.</b>	Digital content/media/entertainment	16,910%	Vancouver	BC	Roham Gharegozlou
10	<b>TaxBit</b>	Software & services	15,738%	Draper	UT	Lindsey Argalas



# By the numbers

## Private vs. public

Percentage of companies



# By the numbers (cont.)

## 3-year growth rate

222,189%  
growth rate  
increase



201%

142  
companies had  
a growth rate of  
**1,000% or higher**



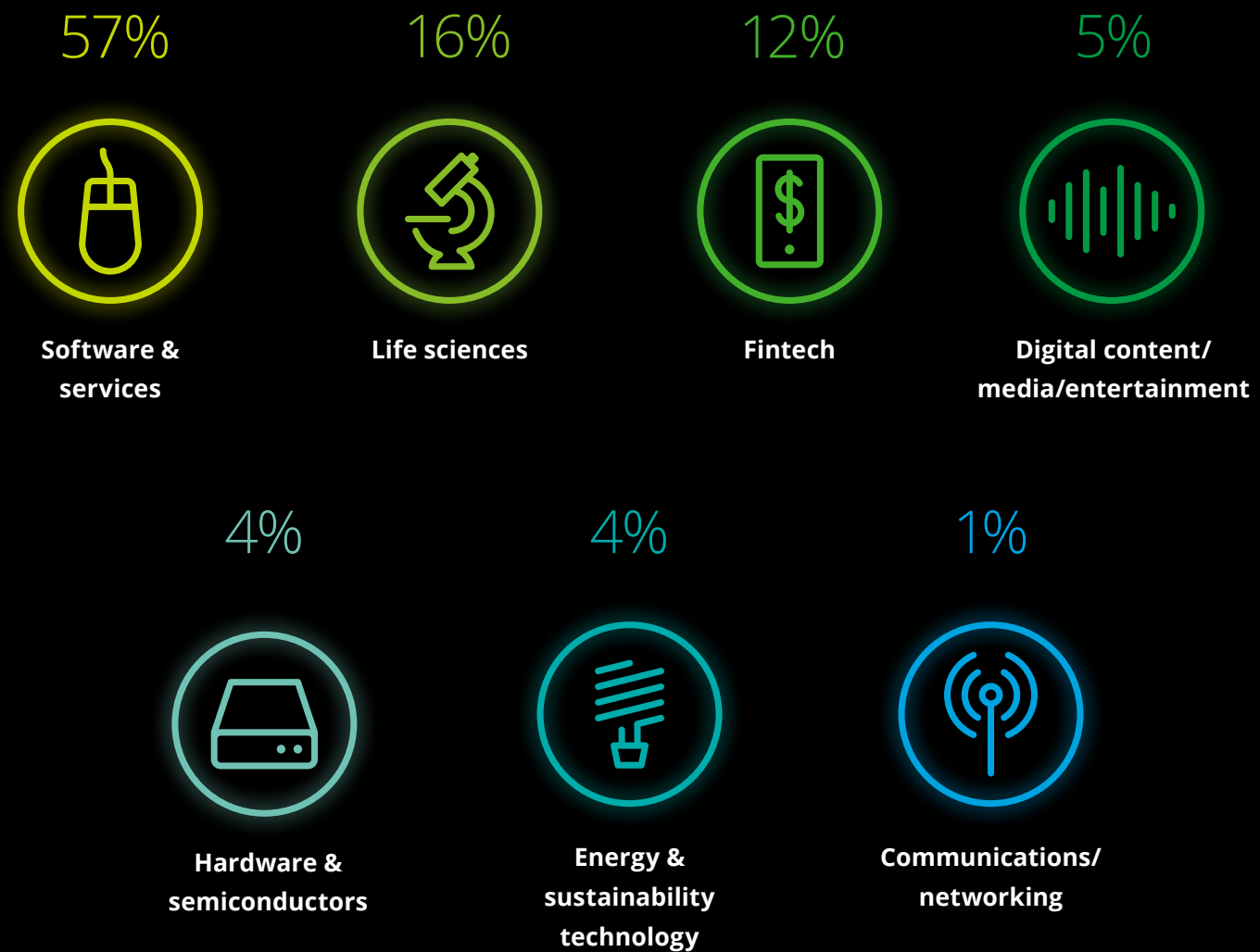
41%  
of companies  
were **first-time  
Fast 500 winners**



85%  
of companies received  
**venture capital or  
private equity funding**  
in their history

# By the numbers (cont.)

## Winners by industry





# By the numbers (cont.)

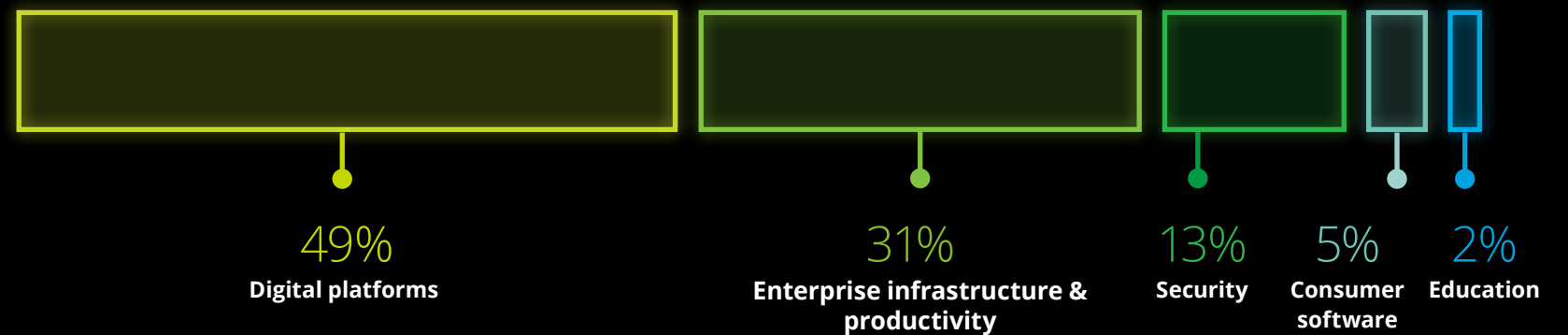
## Subsector breakdowns

### Software & services

Remains the leading industry with

# 311

Winning companies




### Life sciences

Second leading industry with

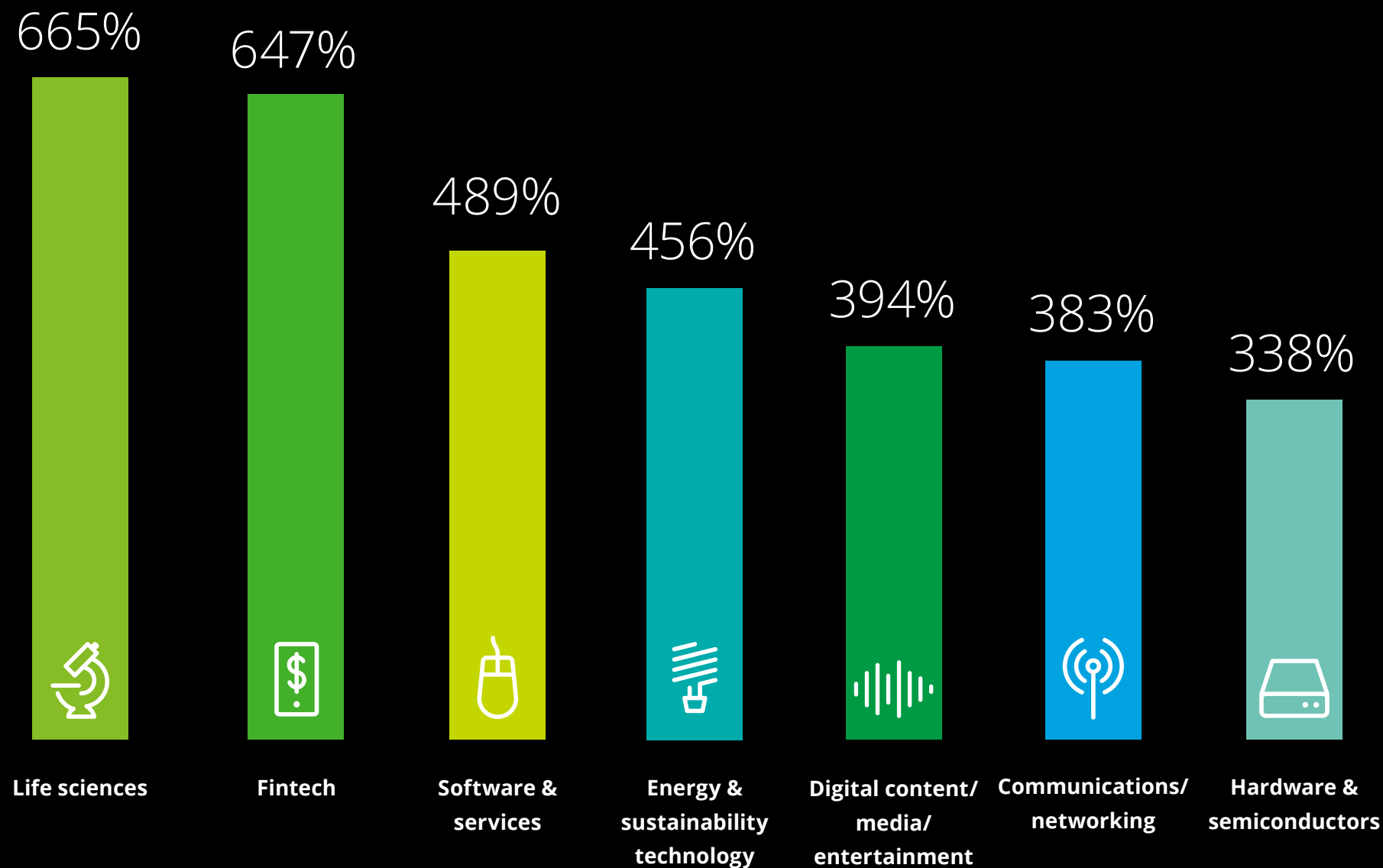
# 87

Winning companies



# By the numbers (cont.)

3-year median percentage growth rate—by industry



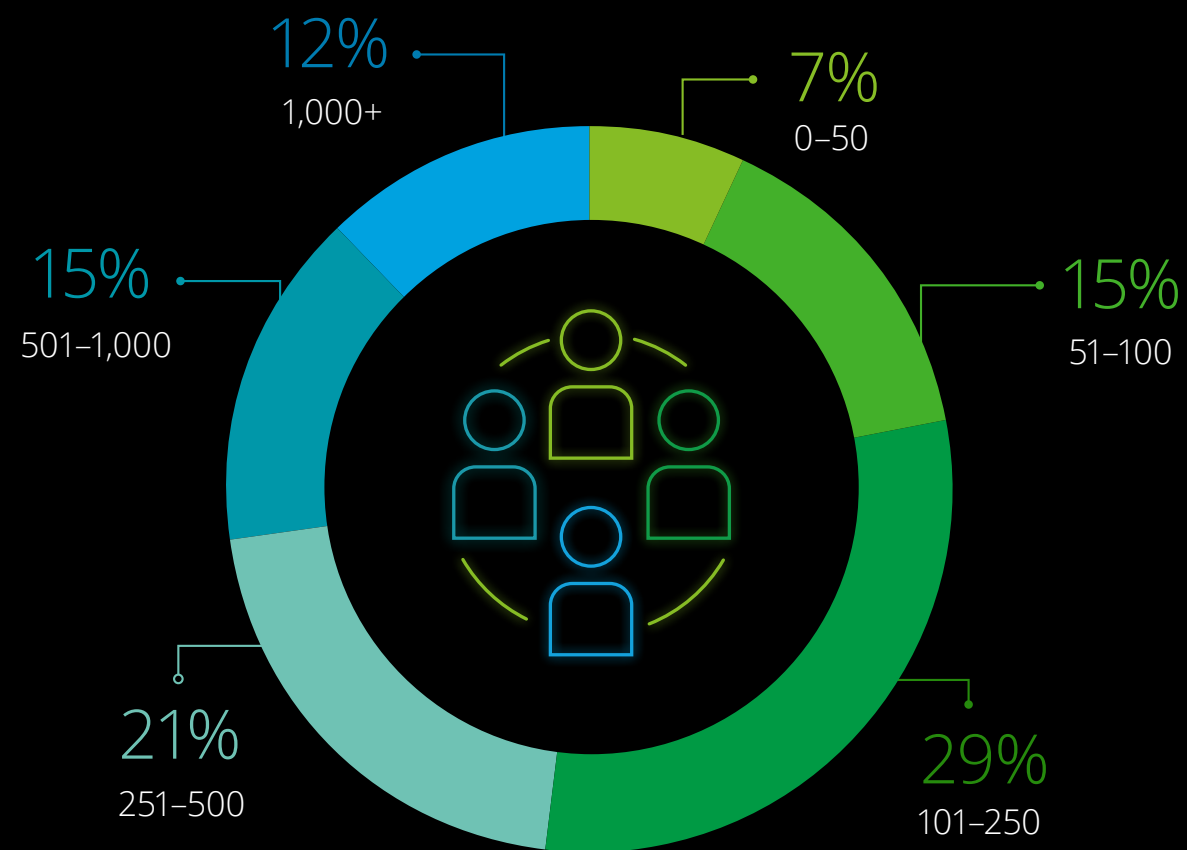
# By the numbers (cont.)

## Winning companies by number of employees

From **10** to **12,428**



**Total 324,616**



Data based on Fast 500 applications received between April and July 2023.



# By the numbers (cont.)

## CEO composition

Of private US winning company CEOs:

**53%**

have started  
other businesses

**26%**

are racially and  
ethnically diverse

**10%**

are military  
veterans

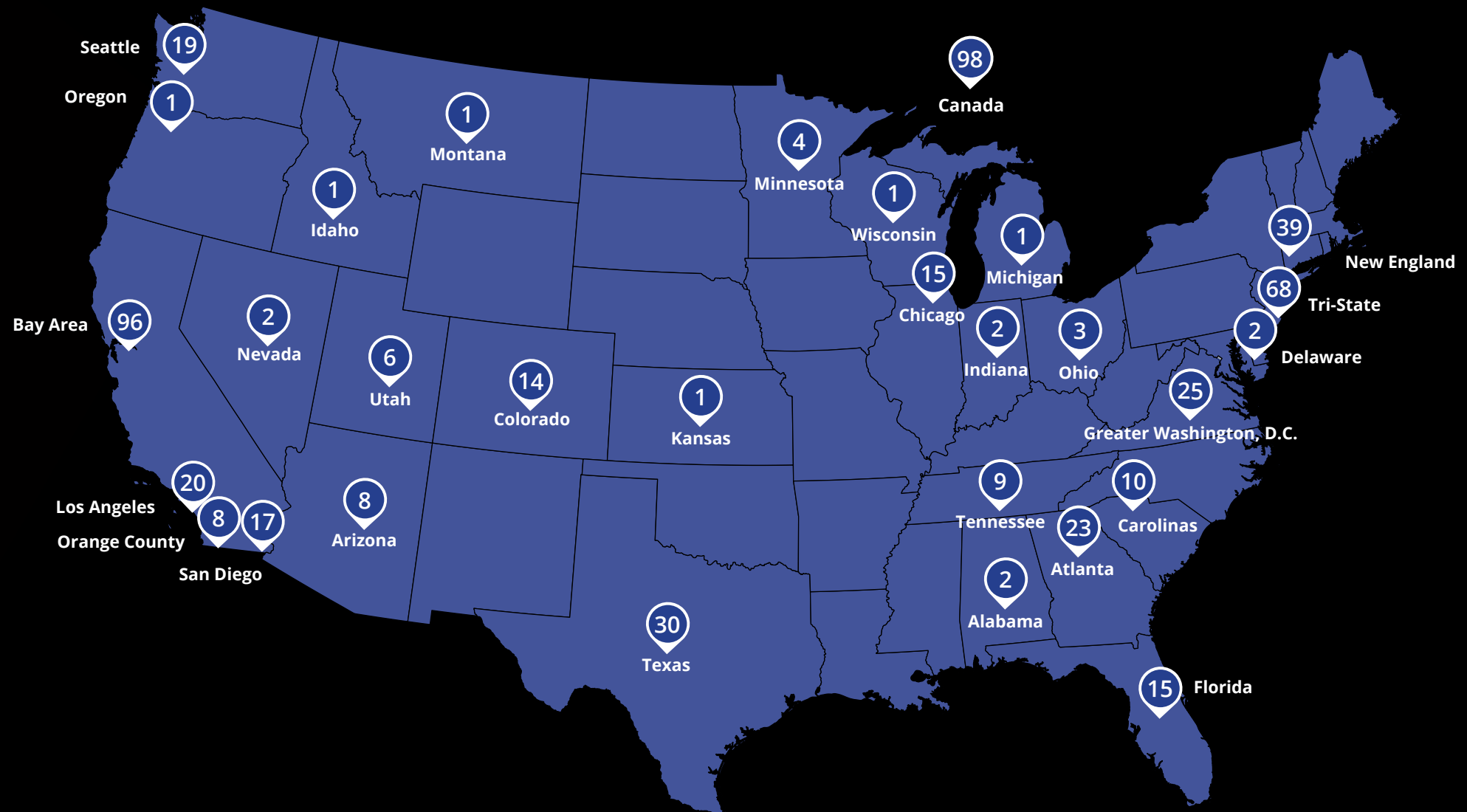
**7%**

are female

Data based on Fast 500 applications received between April and July 2023.

# By the numbers (cont.)

2023 Technology Fast 500 companies—winners by market



# Winners by industry


The following winner breakdown has been sorted by industry and rank. To view the list by overall ranking, visit [www.Fast500.com](http://www.Fast500.com).

Rankings are determined based on a tenth of a percentile.

 <b>Software &amp; services</b>					
Rank	Company name	% Growth	City	St./Prov.	CEO name
2	<b>Mode Mobile, Inc.</b>	32,481%	Chicago	IL	Dan Novaes
10	<b>TaxBit</b>	15,738%	Draper	UT	Lindsey Argalas
12	<b>Noibu</b>	12,865%	Ottawa	ON	Robert Boukine
15	<b>Hunters</b>	11,606%	Newton	MA	Uri May
18	<b>Esper</b>	9,996%	Bellevue	WA	Yadhu Gopalan
20	<b>MyFBAPrep</b>	8,792%	Coral Springs	FL	Tom Wicky
22	<b>BioRender</b>	8,185%	Toronto	ON	Shiz Aoki
23	<b>Turing</b>	8,054%	Palo Alto	CA	Jonathan Siddharth
24	<b>OneRail</b>	7,409%	Orlando	FL	Bill Catania
27	<b>Tackle</b>	6,586%	Boise	ID	John Jahnke
29	<b>GoTab Inc.</b>	6,080%	Arlington	VA	Tim McLaughlin
31	<b>Productiv, Inc.</b>	5,631%	Palo Alto	CA	Jody Shapiro
33	<b>Archer Review</b>	5,291%	Dallas	TX	Karthik Koduru
35	<b>1upHealth, Inc.</b>	5,100%	Boston	MA	Joe Gagnon
36	<b>Pulum Corporation</b>	5,049%	Seattle	WA	Joe Duffy
37	<b>Ideal Agent</b>	4,888%	Tampa	FL	Steve Johnston



# Winners by industry (cont.)

 <b>Software &amp; services (cont.)</b>					
Rank	Company name	% Growth	City	St./Prov.	CEO name
38	<b>Coro</b>	4,861%	New York	NY	Guy Moskowitz
39	<b>Salt Security</b>	4,236%	Palo Alto	CA	Roey Eliyahu
41	<b>Fox Ordering</b>	4,143%	Boca Raton	FL	Juan Pico
42	<b>dbt Labs</b>	4,034%	Philadelphia	PA	Tristan Handy
45	<b>Airbase</b>	3,557%	San Francisco	CA	Thejo Kote
46	<b>Katalon</b>	3,482%	Atlanta	GA	Vu Lam
47	<b>HighLevel</b>	3,362%	Dallas	TX	Shaun Clark
48	<b>Adeva</b>	3,211%	Middletown	DE	Katerina Trajchevska
49	<b>RideCo</b>	3,162%	Waterloo	ON	Prem Gururajan
50	<b>BoomerangFX</b>	3,119%	Mississauga	ON	Jerome Dwight
52	<b>Lunchbox</b>	3,006%	New York	NY	Nabeel Alamgir
53	<b>Evisort</b>	2,979%	San Francisco	CA	Jerry Ting
58	<b>Flock Safety</b>	2,660%	Atlanta	GA	Garrett Langley
59	<b>Miro</b>	2,574%	San Francisco	CA	Andrey Khusid
60	<b>QualSights</b>	2,483%	Chicago	IL	Nihal Advani
61	<b>Lacework</b>	2,432%	Mountain View	CA	Jay Parikh
63	<b>Fluid Truck</b>	2,405%	Denver	CO	James Eberhard
65	<b>Boulevard</b>	2,304%	Los Angeles	CA	Matt Danna

# Winners by industry (cont.)

## Software & services (cont.)

Rank	Company name	% Growth	City	St./Prov.	CEO name
66	<b>Nomad Health</b>	2,276%	New York	NY	Alexi Nazem
67	<b>Hi Marley</b>	2,263%	Boston	MA	Mike Greene
73	<b>Axonius</b>	2,145%	New York	NY	Dean Sysman
74	<b>GoBolt</b>	2,116%	Toronto	ON	Mark Ang
75	<b>Clutch Technologies Inc.</b>	2,071%	Toronto	ON	Dan Park
76	<b>Fluency</b>	2,060%	Burlington	VT	Mike Lane
77	<b>L7 Informatics, Inc.</b>	2,047%	Austin	TX	Vasu Rangadass, Ph.D
78	<b>Certn</b>	2,045%	Victoria	BC	Andrew McLeod
85	<b>Aquanow</b>	1,842%	Vancouver	BC	Phil Sham
88	<b>Yellow.ai</b>	1,803%	San Mateo	CA	Raghu Ravinutala
89	<b>Aisera</b>	1,716%	Palo Alto	CA	Muddu Sudhakar
95	<b>Laudio, Inc.</b>	1,545%	Boston	MA	Russ Richmond
96	<b>Paperless Parts</b>	1,527%	Boston	MA	Jason Ray
98	<b>Place Exchange</b>	1,509%	New York	NY	Ari Buchalter
100	<b>Tegus</b>	1,480%	Chicago	IL	Michael Elnick and Thomas Elnick
101	<b>Ninety.io</b>	1,469%	Mansfield	GA	Mark Abbott
102	<b>Hopper</b>	1,440%	Montréal	QC	Frederic Lalonde
106	<b>RapDev LLC</b>	1,382%	Boston	MA	Tameem Hourani

# Winners by industry (cont.)

## Software & services (cont.)

Rank	Company name	% Growth	City	St./Prov.	CEO name
110	Wasabi Technologies	1,314%	Boston	MA	David Friend
113	Legion Technologies	1,280%	Palo Alto	CA	Sanish Mondkar
115	Attentive	1,259%	Hoboken	NJ	Amit Jhawar
116	Smile Digital Health	1,231%	Toronto	ON	Duncan Weatherston
117	Appfire	1,224%	Burlington	MA	Randall Ward
120	Staffy	1,205%	Toronto	ON	Peter Faist
121	Symend	1,204%	Calgary	AB	Hanif Joshaghani
123	Pet Screening, Inc.	1,195%	Mooresville	NC	John Bradford
124	Popmenu	1,188%	Atlanta	GA	Brendan Sweeney
126	Snowflake Inc.	1,161%	Bozeman	MT	Frank Sloatman
128	Audigent	1,155%	New York	NY	Drew Stein
130	Zoom Video Communications, Inc.	1,140%	San Jose	CA	Eric Yuan
134	BatchService	1,081%	Tempe	AZ	Jesse Burrell
137	LinkSquares	1,037%	Boston	MA	Vishal Sunak
138	Brim Financial	1,028%	Toronto	ON	Rasha Katabi
142	Arkose Labs	1,005%	San Mateo	CA	Kevin Gosschalk
143	Lattice	997%	San Francisco	CA	Jack Altman
144	Samsara	997%	San Francisco	CA	Sanjit Biswas



# Winners by industry (cont.)

## Software & services (cont.)

Rank	Company name	% Growth	City	St./Prov.	CEO name
147	<b>6sense</b>	984%	San Francisco	CA	Jason Zintak
148	<b>Fivetran</b>	979%	Oakland	CA	George Fraser
150	<b>Brainvire Infotech, Inc.</b>	944%	Plano	TX	Chintan Shah
159	<b>PadSplit</b>	886%	Atlanta	GA	Atticus LeBlanc
160	<b>Placer.ai</b>	882%	Santa Cruz	CA	Noam Ben-Zvi
161	<b>Mashgin</b>	868%	Palo Alto	CA	Abhinai Srivastava
162	<b>Honorlock</b>	865%	Boca Raton	FL	Michael Hemlepp
164	<b>Moveworks</b>	860%	Mountain View	CA	Bhavin Shah
165	<b>ViB</b>	855%	North Palm Beach	FL	Sean Shea
167	<b>Artera</b>	848%	Santa Barbara	CA	Guillaume De Zwirek
168	<b>Arctic Wolf</b>	844%	Eden Prairie	MN	Nick Schneider
169	<b>ZestyAI</b>	837%	San Francisco	CA	Attila Toth
172	<b>BlueVoyant</b>	818%	New York	NY	Jim Rosenthal
173	<b>BrainGu</b>	818%	Grand Rapids	MI	John Spencer-Taylor
174	<b>Fi</b>	817%	New York	NY	Jonathan Bensamoun
177	<b>SentinelOne</b>	808%	Mountain View	CA	Tomer Weingarten
178	<b>Adlumin</b>	808%	Washington	DC	Robert Johnston
183	<b>Uptycs</b>	796%	Waltham	MA	Ganesh Pai

# Winners by industry (cont.)

## Software & services (cont.)

Rank	Company name	% Growth	City	St./Prov.	CEO name
184	<b>Greenspace Mental Health</b>	790%	Toronto	ON	Jeremy Weisz
187	<b>Asimily</b>	773%	Sunnyvale	CA	Shankar Somasundaram
188	<b>PlanetScale</b>	773%	San Francisco	CA	Sam Lambert
190	<b>Via</b>	744%	New York	NY	Daniel Ramot
191	<b>Pilot</b>	733%	San Francisco	CA	Waseem Daher
193	<b>Paradox</b>	720%	Scottsdale	AZ	Aaron Matos
194	<b>Legendary Supply Chain</b>	720%	Goodlettsville	TN	Robert Steele
196	<b>Uscreen</b>	712%	North Bethesda	MD	PJ Taei
197	<b>Influence Mobile</b>	712%	Seattle	WA	Daniel Todd
198	<b>Relocity, Inc.</b>	711%	Los Angeles	CA	Klaus Siegmann
199	<b>Measured</b>	707%	Austin	TX	Trevor Testwuide
201	<b>Postman</b>	695%	San Francisco	CA	Abhinav Asthana
202	<b>Drawbridge</b>	694%	Palm Beach Gardens	FL	Bill Haney
204	<b>GeoComply</b>	691%	Vancouver	BC	Anna Sainsbury
206	<b>ID.me, Inc.</b>	688%	McLean	VA	Blake Hall
207	<b>Workato</b>	686%	Mountain View	CA	Vijay Tella
208	<b>Liongard</b>	680%	Houston	TX	Michelle Accardi

# Winners by industry (cont.)



## Software & services (cont.)

Rank	Company name	% Growth	City	St./Prov.	CEO name
209	<b>Cordless Media LLC</b>	672%	Tempe	AZ	Darren Chausse
212	<b>Klue</b>	667%	Vancouver	BC	Jason Smith
214	<b>Kenect</b>	662%	Pleasant Grove	UT	Shaun Sorensen
215	<b>Instreamatic</b>	660%	Boca Raton	FL	Stas Tushinskiy
216	<b>Accely, Inc.</b>	656%	Avenel	NJ	Nilesh Shah
217	<b>VirtuSense Technologies</b>	647%	Peoria	IL	David Park
219	<b>CoreStack</b>	643%	Bellevue	WA	Ezhilarasan (Ez) Natarajan
220	<b>Hotel Engine</b>	641%	Denver	CO	Elia Wallen
221	<b>Gloat</b>	640%	New York	NY	Ben Reuveni
222	<b>The Glimpse Group</b>	639%	New York	NY	Lyron Bentovim
223	<b>Vention</b>	636%	Montréal	QC	Etienne Lacroix
224	<b>SaaS Labs</b>	631%	San Francisco	CA	Gaurav Sharma
225	<b>Glia</b>	629%	New York	NY	Dan Michaeli
227	<b>Mistplay</b>	625%	Montréal	QC	Jason Heller
228	<b>Own Company</b>	625%	Englewood Cliffs	NJ	Sam Gutmann
229	<b>Spare</b>	623%	Vancouver	BC	Kristoffer Vik Hansen
230	<b>Digital Turbine, Inc.</b>	622%	Austin	TX	Bill Stone
232	<b>Accredible</b>	620%	Mountain View	CA	Danny King

# Winners by industry (cont.)

 <b>Software &amp; services (cont.)</b>					
Rank	Company name	% Growth	City	St./Prov.	CEO name
233	<b>Eton Solutions</b>	615%	Morrisville	NC	Robert Mallernee
234	<b>People.ai</b>	613%	San Francisco	CA	Oleg Rogynskyy
235	<b>Taxfyle</b>	612%	Coconut Grove	FL	Richard Lavina
236	<b>Flexe</b>	612%	Seattle	WA	Karl Siebrecht
237	<b>Apploi</b>	612%	New York	NY	Adam Lewis
238	<b>Pentera</b>	610%	Burlington	MA	Amitai Ratzon
239	<b>Flashfood</b>	608%	Toronto	ON	Josh Domingues
240	<b>DoiT International</b>	607%	Santa Clara	CA	Vadim Solovey
242	<b>StackAdapt</b>	588%	Toronto	ON	Ildar Shar
243	<b>Aviatrix</b>	586%	Santa Clara	CA	Doug Merritt
244	<b>Banyan Software</b>	583%	Atlanta	GA	David Berkal
245	<b>Lightspeed Commerce Inc</b>	576%	Montréal	QC	JP Chauvet
247	<b>ShipSaving</b>	565%	City Of Industry	CA	Yiling Luo
248	<b>Pax8</b>	562%	Greenwood Village	CO	John Street
249	<b>Cariloop</b>	558%	Richardson	TX	Michael Walsh
250	<b>The Helper Bees</b>	558%	Austin	TX	Char Hu
251	<b>Enable</b>	552%	San Francisco	CA	Andrew Butt
252	<b>Calendly</b>	547%	Buford	GA	Tope Awotona

# Winners by industry (cont.)

## Software & services (cont.)

Rank	Company name	% Growth	City	St./Prov.	CEO name
255	<b>Dragos, Inc.</b>	535%	Hanover	MD	Robert M. Lee
256	<b>Unqork</b>	535%	New York	NY	Gary Hoberman
260	<b>Ada</b>	528%	Toronto	ON	Mike Murchison
261	<b>Keyfactor</b>	525%	Independence	OH	Jordan Rackie
262	<b>Mission.dev</b>	525%	Montréal	QC	Stephane Rossi
263	<b>G-P</b>	523%	Boston	MA	Nicole Sahin
266	<b>Expel</b>	511%	Herndon	VA	Dave Merkel
267	<b>Fantuan</b>	510%	Burnaby	BC	Randy Wu
268	<b>Contentstack</b>	506%	Austin	TX	Neha Sampat
270	<b>Loadsmart</b>	499%	Chicago	IL	Felipe Capella
271	<b>Striveworks</b>	497%	Austin	TX	James Rebesco
272	<b>Forma.ai</b>	495%	Toronto	ON	Nabeil Alazzam
274	<b>Logiwa Technology, Inc.</b>	492%	Chicago	IL	Erhan Musaoglu
276	<b>PlanHub</b>	490%	West Palm Beach	FL	Ro Bhatia
277	<b>Marble</b>	489%	Toronto	ON	James Bateman
279	<b>CrowdStrike Holdings, Inc.</b>	481%	Austin	TX	George Kurtz
282	<b>ApplyBoard</b>	476%	Kitchener	ON	Meti Basiri
284	<b>ActivTrak</b>	476%	Austin	TX	Heidi Farris



# Winners by industry (cont.)

## Software & services (cont.)

Rank	Company name	% Growth	City	St./Prov.	CEO name
286	<b>Whatfix</b>	473%	San Jose	CA	Khadim Batti
287	<b>AlayaCare</b>	469%	Montréal	QC	Adrian Schauer
288	<b>EBlock</b>	469%	Toronto	ON	Jason McClenahan
289	<b>Sysdig</b>	469%	San Francisco	CA	Suresh Vasudevan
290	<b>League</b>	465%	Toronto	ON	Michael Serbinis
291	<b>LASSO</b>	462%	Nashville	TN	Clay Sifford
293	<b>Upside</b>	452%	Washington	DC	Alex Kinnier
295	<b>GoodUnited</b>	451%	Charleston	SC	Nick Black
296	<b>Madhive</b>	451%	New York	NY	Spencer Potts
299	<b>Uniphore</b>	446%	Palo Alto	CA	Umesh Sachdev
300	<b>IRONSCALES</b>	444%	Atlanta	GA	Eyal Benishti
301	<b>Adtelligent, Inc.</b>	441%	Lewes	DE	Denys Tymchyk
302	<b>Emerge</b>	438%	Scottsdale	AZ	Andrew Leto
306	<b>Sayari Labs, Inc.</b>	431%	Washington	DC	Farley Mesko
307	<b>BrightInsight</b>	431%	San Jose	CA	Kal Patel, MD
310	<b>ACCELQ</b>	428%	Dallas	TX	Mahendra Alladi
313	<b>Armis</b>	423%	San Francisco	CA	Yevgeny Dibrov
314	<b>Mezmo</b>	422%	San Jose	CA	Tucker Callaway

# Winners by industry (cont.)

## Software & services (cont.)

Rank	Company name	% Growth	City	St./Prov.	CEO name
316	<b>DataDome</b>	415%	New York	NY	Benjamin Fabre
318	<b>Thinkific</b>	408%	Vancouver	BC	Greg Smith
320	<b>SmartFinancial</b>	398%	Newport Beach	CA	Lev Barinskiy
321	<b>Recharge</b>	397%	Santa Monica	CA	Oisin O'Connor
324	<b>Quantum Metric</b>	395%	Colorado Springs	CO	Mario Ciabarra
325	<b>CreatorIQ</b>	394%	Culver City	CA	Igor Vaks
327	<b>Asana</b>	393%	San Francisco	CA	Dustin Moskovitz
328	<b>Curbio</b>	393%	Potomac	MD	Rick Rudman
329	<b>Highspot</b>	391%	Seattle	WA	Robert Wahbe
331	<b>AuditBoard</b>	389%	Cerritos	CA	Scott Arnold
332	<b>Morning Consult</b>	389%	Washington	DC	Michael Ramlet
333	<b>BigID</b>	384%	New York	NY	Dimitri Sirota
334	<b>Tutenlabs</b>	382%	Atlanta	GA	Roi Amszynowski
336	<b>VOSKER</b>	382%	Victoriaville	QC	Yan Gagnon
340	<b>Jane App</b>	378%	North Vancouver	BC	Alison Taylor
341	<b>BlackSky</b>	377%	Herndon	VA	Brian O'Toole
342	<b>Blueshift Labs, Inc.</b>	376%	San Francisco	CA	Vijay Chittoor
343	<b>Socure</b>	376%	Incline Village	NV	Johnny Ayers

# Winners by industry (cont.)

## Software & services (cont.)

Rank	Company name	% Growth	City	St./Prov.	CEO name
344	<b>Xometry</b>	375%	North Bethesda	MD	Randy Altschuler
347	<b>ThreatX</b>	372%	Boston	MA	Gene Fay
348	<b>eStruxture Data Centers</b>	372%	Montréal	QC	Todd Coleman
349	<b>Jobber</b>	370%	Edmonton	AB	Sam Pillar
350	<b>eXp World Holdings</b>	369%	Bellingham	WA	Glenn Sanford
351	<b>AccuTitle</b>	369%	Ship Bottom	NJ	Bill Bartzak
353	<b>Semperis</b>	368%	Hoboken	NJ	Mickey Bresman
355	<b>springbig</b>	365%	Boca Raton	FL	Jeffrey Harris
357	<b>SmartRent, Inc.</b>	363%	Scottsdale	AZ	Lucas Haldeman
358	<b>Datadog, Inc.</b>	362%	New York	NY	Olivier Pomel
359	<b>Propel Software</b>	361%	Santa Clara	CA	Ross Meyercord
361	<b>CloudHesive</b>	360%	Fort Lauderdale	FL	James Walker II
362	<b>OneTrust</b>	358%	Atlanta	GA	Kabir Barday
363	<b>Mason</b>	357%	Seattle	WA	Nancy Xiao
364	<b>Nylas</b>	355%	Palo Alto	CA	Gleb Polyakov
366	<b>FullStory</b>	346%	Atlanta	GA	Scott Voigt
368	<b>Rewind</b>	344%	Ottawa	ON	Mike Potter
369	<b>Arrive Logistics</b>	343%	Austin	TX	Matt Pyatt

# Winners by industry (cont.)

## Software & services (cont.)

Rank	Company name	% Growth	City	St./Prov.	CEO name
372	<b>Brazen</b>	342%	Arlington	VA	Ed Barrientos
373	<b>Valsoft Corporation Inc.</b>	340%	Saint Laurent	QC	Ouissam Youssef
375	<b>Roblox</b>	338%	San Mateo	CA	David Baszucki
377	<b>Amperity</b>	337%	Seattle	WA	Barry Padgett
379	<b>Karbon</b>	335%	San Francisco	CA	Mary Delaney
380	<b>Claroty</b>	335%	New York	NY	Yaniv Vardi
381	<b>Planet DDS</b>	334%	Newport Beach	CA	Eric Giesecke
383	<b>ScyllaDB</b>	333%	Sunnyvale	CA	Dor Laor
385	<b>Mesh Systems</b>	332%	Carmel	IN	Richard V. Baxter, Jr.
389	<b>SOCi</b>	330%	San Diego	CA	Afif Khoury
392	<b>Outreach</b>	323%	Seattle	WA	Manny Medina
393	<b>Solink</b>	322%	Kanata	ON	Mike Matta
394	<b>Takeoff Technologies, Inc.</b>	320%	Waltham	MA	Jose Aguerrevere
396	<b>Launchpad Technologies</b>	315%	Vancouver	BC	Bruce Qi
397	<b>Platform Science</b>	315%	San Diego	CA	Jack Kennedy
398	<b>Trulioo</b>	314%	Vancouver	BC	Steve Munford
400	<b>Toast, Inc.</b>	311%	Boston	MA	Christopher Comparato
402	<b>Mytonomy, Inc.</b>	308%	Bethesda	MD	Anjali Kataria

# Winners by industry (cont.)



## Software & services (cont.)

Rank	Company name	% Growth	City	St./Prov.	CEO name
405	<b>o9 Solutions</b>	304%	Dallas	TX	Chakri Gottemukkala
406	<b>MEDFAR Clinical Solutions</b>	303%	Montréal	QC	Elias Farah
407	<b>Overhaul</b>	301%	Austin	TX	Barry Conlon
408	<b>Petal Health</b>	299%	Québec	QC	Patrice Gilbert
409	<b>GoMaterials</b>	298%	Montréal	QC	Michael Bellows
410	<b>Supplier.io</b>	298%	Westchester	IL	Aylin Basom
412	<b>Career Certified</b>	297%	Denver	CO	Gary Weiss
413	<b>Silver Tree Consulting and Services</b>	296%	Raleigh	NC	Richard Ricks
415	<b>BillingPlatform</b>	296%	Centennial	CO	Dennis Wall
417	<b>Customer.io</b>	294%	Beaverton	OR	Colin Nederkoorn
420	<b>Confluent, Inc.</b>	291%	Mountain View	CA	Jay Kreps
421	<b>VitalHub Corp</b>	291%	Toronto	ON	Dan Matlow
423	<b>Interos</b>	287%	Arlington	VA	Jennifer Bisceglie
424	<b>Relay</b>	286%	Raleigh	NC	Chris Chuang
425	<b>Beam Benefits</b>	286%	Columbus	OH	Alex Frommeyer
426	<b>Altudo</b>	285%	New York	NY	Rahul Khosla
428	<b>OneSignal</b>	285%	San Mateo	CA	George Deglin
434	<b>Pendo</b>	275%	Raleigh	NC	Todd Olson



# Winners by industry (cont.)



## Software & services (cont.)

Rank	Company name	% Growth	City	St./Prov.	CEO name
436	<b>ZoomInfo Technologies, Inc.</b>	274%	Vancouver	WA	Henry Schuck
438	<b>Leap Tools</b>	274%	Toronto	ON	Pawel Rajszel
441	<b>Signifyd</b>	273%	San Jose	CA	Raj Ramanand
442	<b>AlertMedia</b>	273%	Austin	TX	Christopher Kenessey
443	<b>Zenoti</b>	272%	Seattle	WA	Sudheer Koneru
445	<b>VETRO, Inc.</b>	272%	Portland	ME	Will Mitchell
446	<b>Swimlane</b>	271%	Louisville	CO	James Brear
449	<b>Salute Mission Critical</b>	270%	Franklin	WI	Erich Sanchack
451	<b>Braze</b>	269%	New York	NY	Bill Magnuson
453	<b>Nobul Technologies</b>	268%	Toronto	ON	Regan McGee
454	<b>IDENTOS Inc.</b>	266%	Toronto	ON	Mike Cook
455	<b>Olo</b>	266%	New York	NY	Noah Glass
456	<b>ThinkOn</b>	264%	Etobicoke	ON	Craig McLellan
457	<b>Clari</b>	264%	Sunnyvale	CA	Andy Byrne
458	<b>Clutch</b>	263%	Washington	DC	Sonny Ganguly
459	<b>Fleetio</b>	263%	Birmingham	AL	Jon Meachin
460	<b>CData Software</b>	262%	Chapel Hill	NC	Amit Sharma
461	<b>qBotica</b>	261%	Phoenix	AZ	Mahesh Vinayagam

# Winners by industry (cont.)

## Software & services (cont.)

Rank	Company name	% Growth	City	St./Prov.	CEO name
462	<b>Zscaler</b>	260%	San Jose	CA	Jay Chaudhry
464	<b>Slice</b>	259%	New York	NY	Illir Sela
466	<b>Harbor Compliance</b>	258%	Lancaster	PA	Mike Montali
468	<b>Porch Group, Inc.</b>	256%	Seattle	WA	Matthew Ehrlichman
473	<b>Beyond Limits</b>	250%	Glendale	CA	AJ Abdallat
474	<b>iLearningEngines, Inc.</b>	250%	Bethesda	MD	Harish Chidambaran
475	<b>Entravision Communications Corp</b>	250%	Santa Monica	CA	Michael Christenson
477	<b>Amplitude, Inc.</b>	248%	San Francisco	CA	Spenser Skates
479	<b>AgileRank</b>	247%	Sterling	VA	James Turner
480	<b>Andgo Systems</b>	246%	Saskatoon	SK	Tom Ross
482	<b>G2</b>	245%	Chicago	IL	Godard Abel
483	<b>Cloudbeds</b>	244%	San Diego	CA	Adam Harris
484	<b>7shifts</b>	243%	Saskatoon	SK	Jordan Boesch
487	<b>Cloudflare, Inc.</b>	240%	San Francisco	CA	Matthew Prince
488	<b>Wishpond Technologies Ltd</b>	238%	Vancouver	BC	Ali Tajskandar
490	<b>XOi</b>	238%	Nashville	TN	Aaron Salow
492	<b>Twilio</b>	237%	San Francisco	CA	Jeff Lawson
494	<b>FreightWaves</b>	231%	Chattanooga	TN	Craig Fuller

# Winners by industry (cont.)

## Software & services (cont.)

Rank	Company name	% Growth	City	St./Prov.	CEO name
495	<b>Sitracker, Inc.</b>	230%	Montclair	NJ	Giuseppe Incitti
496	<b>Stensul</b>	230%	New York	NY	Noah Dinkin
498	<b>Sigmoid</b>	228%	San Francisco	CA	Lokesh Anand
499	<b>Loopio, Inc.</b>	227%	Toronto	ON	Zakir Hemraj
501	<b>MongoDB</b>	227%	New York	NY	Dev Ittycheria
504	<b>Okta, Inc.</b>	226%	San Francisco	CA	Todd McKinnon
505	<b>Lucid Software</b>	225%	South Jordan	UT	Dave Grow
507	<b>Cordial</b>	225%	San Diego	CA	Jeremy Swift
508	<b>Motive</b>	225%	San Francisco	CA	Shoaib Makani
509	<b>HopSkipDrive</b>	224%	Los Angeles	CA	Joanna McFarland
511	<b>PlayOn! Sports</b>	223%	Atlanta	GA	David Rudolph
517	<b>Elastic</b>	217%	Mountain View	CA	Ashutosh Kulkarni
518	<b>Bidease</b>	215%	New York	NY	Boris Abaev
519	<b>Salesloft</b>	215%	Atlanta	GA	David Obrand
521	<b>Eagle Eye Networks</b>	213%	Austin	TX	Dean Drako
522	<b>Teikametrics</b>	213%	Boston	MA	Alasdair McLean-Foreman
524	<b>Komprise</b>	212%	Campbell	CA	Kumar Goswami
525	<b>Govini</b>	212%	Alington	VA	Tara Murphy Dougherty

# Winners by industry (cont.)

## Software & services (cont.)

Rank	Company name	% Growth	City	St./Prov.	CEO name
527	<b>Weave</b>	211%	Lehi	UT	Brett White
528	<b>Smartsheet, Inc.</b>	210%	Bellevue	WA	Mark Mader
531	<b>Inpixon</b>	208%	Palo Alto	CA	Nadir Ali
534	<b>PureSpectrum</b>	206%	Westlake Village	CA	Michael McCrary
537	<b>Shipfusion</b>	205%	Carol Stream	IL	Brandon Luft
539	<b>GoShare</b>	203%	San Diego	CA	Shaun Savage
540	<b>Veritone, Inc.</b>	202%	Denver	CO	Ryan Steelberg
541	<b>DocuSign, Inc.</b>	201%	San Francisco	CA	Allan Thygesen

# Winners by industry (cont.)



## Life sciences

Rank	Company name	% Growth	City	St./Prov.	CEO name
1	<b>Vir Biotechnology, Inc.</b>	222,189%	San Francisco	CA	Marianne De Backer
3	<b>Revance Therapeutics, Inc.</b>	31,998%	Nashville	TN	Mark Foley
4	<b>Moderna</b>	31,894%	Cambridge	MA	Stéphane Bancel
5	<b>Seer, Inc.</b>	26,095%	Redwood City	CA	Omid Farokhzad
11	<b>Novavax, Inc.</b>	15,481%	Gaithersburg	MD	John C. Jacobs
16	<b>Protagonist Therapeutics, Inc.</b>	1,1407%	Newark	CA	Dinesh V. Patel
19	<b>Nalu Medical</b>	9,623%	Carlsbad	CA	Thomas A. West
25	<b>Harmony Biosciences Holdings, Inc.</b>	7,204%	Plymouth Meeting	PA	Jeffrey M. Dayno
26	<b>Vytalize Health</b>	7,039%	Hoboken	NJ	Faris Ghawi
30	<b>Kindbody</b>	5,710%	New York	NY	Annbeth Eschbach
44	<b>Aidoc</b>	3,741%	New York	NY	Elad Walach
62	<b>Adicet Bio, Inc.</b>	2,412%	Boston	MA	Chen Schor
69	<b>Recursion</b>	2,219%	Salt Lake City	UT	Christopher Gibson, Ph.D
80	<b>Dynavax Technologies Corp</b>	1,952%	Emeryville	CA	Ryan Spencer
82	<b>LetsGetChecked</b>	1,922%	Astoria	NY	Peter Foley
83	<b>Guideway Care</b>	1,904%	Birmingham	AL	Craig Parker
84	<b>Axonics, Inc.</b>	1,880%	Irvine	CA	Raymond W. Cohen
87	<b>Fulgent Genetics, Inc.</b>	1,803%	El Monte	CA	Ming Hsieh



# Winners by industry (cont.)



## Life sciences (cont.)

Rank	Company name	% Growth	City	St./Prov.	CEO name
92	<b>ElevateBio</b>	1,672%	Waltham	MA	David Hallal
93	<b>Alpine Immune Sciences, Inc.</b>	1,628%	Seattle	WA	Mitchell H. Gold
97	<b>BlueDot</b>	1,527%	Toronto	ON	Dr. Kamran Khan
103	<b>Accuhealth</b>	1,437%	McAllen	TX	Stephen Samson
118	<b>Aytu Biopharma, Inc.</b>	1,221%	Englewood	CO	Josh Disbrow
122	<b>Wellthy</b>	1,199%	New York	NY	Lindsay Jurist-Rosner
127	<b>Inotiv, Inc.</b>	1,156%	West Lafayette	IN	Robert Leasure Jr.
129	<b>ProPhase Labs, Inc.</b>	1,142%	Garden City	NY	Ted Karkus
131	<b>Ocular Therapeutix, Inc.</b>	1,118%	Bedford	MA	Antony Mattessich
136	<b>MedAvail Holdings, Inc.</b>	1,043%	Phoenix	AZ	Mark Doerr
140	<b>Podimetrics</b>	1,009%	Somerville	MA	Jon Bloom, MD
151	<b>ShiftMed</b>	942%	McLean	VA	Todd Walrath
154	<b>Genomic Life</b>	935%	La Jolla	CA	Karen Ferrell
156	<b>good natured Products Inc.</b>	900%	Vancouver	BC	Paul Antoniadis
157	<b>Arcturus Therapeutics Holdings, Inc.</b>	890%	San Diego	CA	Joseph E. Payne
158	<b>Ardelyx, Inc.</b>	888%	Waltham	MA	Mike Raab
166	<b>LifeMD</b>	855%	New York	NY	Justin Schreiber
171	<b>Orgenesis, Inc.</b>	824%	Germantown	MD	Vered Caplan

# Winners by industry (cont.)



## Life sciences (cont.)

Rank	Company name	% Growth	City	St./Prov.	CEO name
176	<b>Paratek Pharmaceuticals, Inc.</b>	811%	Boston	MA	Evan Loh
179	<b>Capital Rx</b>	803%	New York	NY	AJ Loiacono
180	<b>Fate Therapeutics, Inc.</b>	802%	San Diego	CA	Scott Wolchko
185	<b>Ginkgo Bioworks, Inc.</b>	782%	Boston	MA	Jason Kelly
189	<b>Verantos</b>	766%	Menlo Park	CA	Dan Riskin
192	<b>MEI Pharma, Inc.</b>	728%	San Diego	CA	David Urso
200	<b>Florence Healthcare</b>	699%	Atlanta	GA	Ryan Jones
213	<b>Outset Medical, Inc.</b>	665%	San Jose	CA	Leslie Trigg
218	<b>Arcus Biosciences, Inc.</b>	647%	Hayward	CA	Terry Rosen
231	<b>AscellaHealth</b>	622%	Berwyn	PA	Dea Belazi
241	<b>Aclaris Therapeutics, Inc.</b>	604%	Wayne	PA	Douglas Manion
258	<b>Alector, Inc.</b>	530%	South San Francisco	CA	Arnon Rosenthal
259	<b>PathAI</b>	529%	Boston	MA	Andy Beck, MD, Ph.D
265	<b>Maravai LifeSciences</b>	517%	San Diego	CA	Trey Martin
269	<b>MDalgorithms, Inc.</b>	501%	San Francisco	CA	Oded Harth
275	<b>BioLife Solutions, Inc.</b>	491%	Bothell	WA	Michael Rice
280	<b>AeroSafe Global</b>	477%	Rochester	NY	Jay Mcharg
285	<b>Vytelle</b>	474%	Lenexa	KS	Kerryann Kocher

# Winners by industry (cont.)



## Life sciences (cont.)

Rank	Company name	% Growth	City	St./Prov.	CEO name
292	<b>BioCryst Pharmaceuticals, Inc.</b>	455%	Durham	NC	Jon P. Stonehouse
294	<b>Harpoon Therapeutics, Inc.</b>	452%	South San Francisco	CA	Julie Eastland
303	<b>Deciphera Pharmaceuticals, Inc.</b>	436%	Waltham	MA	Steven L. Hoerter
312	<b>ADMA Biologics, Inc.</b>	425%	Ramsey	NJ	Adam S. Grossman
322	<b>Inspire Medical Systems</b>	397%	Golden Valley	MN	Tim Herbert
330	<b>Click Therapeutics</b>	390%	New York	NY	David Benshoof Klein
346	<b>Alnylam Pharmaceuticals</b>	372%	Cambridge	MA	Yvonne Greenstreet
352	<b>Variantyx, Inc.</b>	368%	Framingham	MA	Haim Neerman
367	<b>Genexa</b>	345%	Atlanta	GA	David Johnson
370	<b>Vertos Medical, Inc.</b>	343%	Aliso Viejo	CA	Eric Wichems
371	<b>Arrive Health</b>	342%	Denver	CO	Kyle Kiser
387	<b>Dermtech, Inc.</b>	332%	San Diego	CA	Bret Christensen
390	<b>Vive Crop Protection</b>	328%	Mississauga	ON	Darren Anderson
391	<b>Evolus, Inc.</b>	326%	Newport Beach	CA	David Moatazedi
395	<b>Morphic Holding, Inc.</b>	317%	Waltham	MA	Praveen Tipirneni
399	<b>Siga Technologies, Inc.</b>	314%	New York	NY	Phillip Gomez III
403	<b>Denali Therapeutics, Inc.</b>	307%	South San Francisco	CA	Ryan Watts
411	<b>Avidity Biosciences, Inc.</b>	298%	San Diego	CA	Sarah Boyce

# Winners by industry (cont.)



## Life sciences (cont.)

Rank	Company name	% Growth	City	St./Prov.	CEO name
414	<b>Transmedics Group, Inc.</b>	296%	Andover	MA	Waleed Hassanein
419	<b>Peloton Interactive, Inc.</b>	291%	New York	NY	Barry McCarthy
429	<b>Karyopharm Therapeutics, Inc.</b>	284%	Newton	MA	Richard Paulson
437	<b>Twist Bioscience Corp</b>	274%	South San Francisco	CA	Emily LeProust
440	<b>Mirati Therapeutics</b>	273%	San Diego	CA	Charles Baum
447	<b>Fullscript</b>	271%	Ottawa	ON	Kyle Braatz
471	<b>Cytokinetics, Inc.</b>	252%	South San Francisco	CA	Robert I. Blum
472	<b>Ultragenyx Pharmaceutical, Inc.</b>	250%	Novato	CA	Emil D. Kakkis, MD, Ph.D
478	<b>Zynex</b>	248%	Englewood	CO	Thomas Sandgaard
503	<b>Accolade, Inc.</b>	227%	Plymouth Meeting	PA	Rajeev Singh
512	<b>Regenxbio, Inc.</b>	220%	Rockville	MD	Ken Mills
529	<b>XSOLIS</b>	209%	Franklin	TN	Joan Butters
533	<b>Blueprint Medicines Corp</b>	207%	Cambridge	MA	Kate Haviland
535	<b>Arvinas, Inc.</b>	206%	New Haven	CT	John Houston
536	<b>Sight Sciences, Inc.</b>	206%	Menlo Park	CA	Paul Badawi

# Winners by industry (cont.)



## Fintech

Rank	Company name	% Growth	City	St./Prov.	CEO name
7	<b>Fireblocks</b>	21,448%	New York	NY	Michael Shaulov
14	<b>Hometap</b>	11,844%	Boston	MA	Jeffrey Glass
17	<b>CoinFlip</b>	10,991%	Chicago	IL	Ben Weiss
21	<b>Zero Hash</b>	8,589%	Chicago	IL	Edward Woodford
34	<b>Bitcoin Depot</b>	5,187%	Atlanta	GA	Brandon Mintz
40	<b>Corvus Insurance</b>	4,193%	Boston	MA	Madhu Tadikonda
43	<b>Raistone</b>	3,786%	New York	NY	Dave Skirzenski
54	<b>PatientFi</b>	2,835%	Irvine	CA	Todd Watts
55	<b>CleanSpark</b>	2,802%	Henderson	NV	Zach Bradford
56	<b>Clearcover, Inc.</b>	2,739%	Chicago	IL	Kyle Nakatsuji
57	<b>Coalition, Inc.</b>	2,700%	San Francisco	CA	Joshua Motta
68	<b>Capitolis</b>	2,221%	New York	NY	Gil Mandelzis
70	<b>Pie Insurance</b>	2,190%	Washington	DC	John Swigart
71	<b>nesto</b>	2,186%	Montréal	QC	Malik Yacoubi
90	<b>Datarails</b>	1,686%	New York	NY	Didi Gurfinkel
91	<b>Irwin</b>	1,682%	Toronto	ON	David Whyte
105	<b>Upgrade</b>	1,397%	San Francisco	CA	Renaud Laplanche
109	<b>Alloy</b>	1,321%	New York	NY	Tommy Nicholas



# Winners by industry (cont.)



## Fintech (cont.)

Rank	Company name	% Growth	City	St./Prov.	CEO name
111	<b>Trust &amp; Will</b>	1,307%	San Diego	CA	Cody Barbo
112	<b>Vontive, Inc.</b>	1,281%	San Francisco	CA	Charles McKinney
114	<b>ClassWallet</b>	1,263%	Hollywood	FL	Jamie Rosenberg
125	<b>Lively</b>	1,164%	San Francisco	CA	Alex Cyriac
132	<b>POSaBIT</b>	1,092%	Bellevue	WA	Ryan Hamlin
135	<b>Super.com</b>	1,044%	San Francisco	CA	Hussein Fazal
139	<b>Sunbit</b>	1,021%	Los Angeles	CA	Arad Levertov
141	<b>ZayZoon</b>	1,006%	Calgary	AB	Darcy Tuer
152	<b>Point</b>	939%	Palo Alto	CA	Eddie Lim
153	<b>Trolley</b>	936%	Westmount	QC	Tim Nixon
163	<b>d1g1t</b>	863%	Toronto	ON	Dan Rosen
175	<b>KOHO Financial</b>	812%	Toronto	ON	Daniel Eberhard
182	<b>Polygon.io</b>	800%	Atlanta	GA	Quinton Pike
210	<b>Paystand</b>	671%	Scotts Valley	CA	Jeremy Almond
211	<b>Synapse</b>	668%	San Francisco	CA	Sankaet Pathak
226	<b>Branch</b>	625%	Golden Valley	MN	Atif Siddiqi
246	<b>Upright (formerly Fund That Flip)</b>	570%	Cleveland	OH	Matt Rodak
253	<b>Splitit</b>	546%	Atlanta	GA	Nandan Sheth

# Winners by industry (cont.)




## Fintech (cont.)

Rank	Company name	% Growth	City	St./Prov.	CEO name
254	<b>Zensurance</b>	540%	Toronto	ON	Danish Yusuf
273	<b>BILL</b>	492%	San Jose	CA	René Lacerte
278	<b>Truework</b>	486%	San Francisco	CA	Ryan Sandler
283	<b>Chainalysis</b>	476%	New York	NY	Michael Gronager
297	<b>FloQast</b>	450%	Los Angeles	CA	Mike Whitmire
305	<b>Plooto</b>	433%	Toronto	ON	Hamed Abbasi
315	<b>Remitly</b>	416%	Seattle	WA	Matt Oppenheimer
317	<b>Coconut Software</b>	411%	Saskatoon	SK	Katherine Regnier
323	<b>LendingPoint</b>	395%	Kennesaw	GA	Tom Burnside
337	<b>SuperMoney</b>	382%	Santa Ana	CA	Miron Lulic
338	<b>Roc360</b>	381%	New York	NY	Arvind Raghunathan
345	<b>SurgePays</b>	372%	Bartlett	TN	Brian Cox
354	<b>TabaPay</b>	366%	Mountain View	CA	Rodney Robinson
365	<b>Clear Street</b>	349%	New York	NY	Chris Pento
374	<b>Octane Lending, Inc.</b>	339%	New York	NY	Jason Guss
376	<b>Tipalti</b>	337%	Foster City	CA	Chen Amit
382	<b>insightsoftware</b>	333%	Raleigh	NC	Mike Sullivan
404	<b>RoadSync</b>	306%	Atlanta	GA	Robin Gregg

# Winners by industry (cont.)

 <b>Fintech (cont.)</b>					
Rank	Company name	% Growth	City	St./Prov.	CEO name
427	<b>MMI</b>	285%	Cottonwood Heights	UT	Ben Teerlink
431	<b>FundThrough</b>	280%	Tornonto	ON	Steven Uster
432	<b>TheGuarantors</b>	278%	New York	NY	Julien Bonneville
435	<b>Tesorio</b>	274%	San Francisco	CA	Carlos Vega
444	<b>Block, Inc.</b>	272%	San Francisco	CA	Jack Dorsey
452	<b>EngageSmart</b>	269%	Braintree	MA	Bob Bennett
481	<b>Gain</b>	245%	Atlanta	GA	Reid Zeising
486	<b>Groundfloor</b>	240%	Atlanta	GA	Brian Dally
500	<b>Propel Holdings</b>	227%	Toronto	ON	Clive Kinross
506	<b>P97 Networks, LLC</b>	225%	Houston	TX	Don Frieden
514	<b>Sure</b>	219%	Santa Monica	CA	Wayne Slavin
516	<b>Biz2Credit, Inc.</b>	218%	New York City	NY	Rohit Arora

# Winners by industry (cont.)

 <b>Digital content/media/entertainment</b>					
Rank	Company name	% Growth	City	St./Prov.	CEO name
6	<b>Fubo</b>	23,517%	New York	NY	David Gandler
9	<b>Dapper Labs, Inc.</b>	16,910%	Vancouver	BC	Roham Gharegozlou
13	<b>PrizePicks</b>	12,078%	Atlanta	GA	Adam Wexler
79	<b>Hivestack, Inc.</b>	1,959%	Montréal	QC	Andreas Soupliotis
86	<b>VirgoCX</b>	1,839%	Toronto	ON	Adam Cai
104	<b>Atmosphere</b>	1,422%	Austin	TX	Blake Sabatinelli
107	<b>Black &amp; White Zebra</b>	1,356%	Vancouver	BC	Ben Aston
108	<b>Direct Digital Holdings</b>	1,325%	Houston	TX	Mark D. Walker
145	<b>Potloc</b>	993%	Montréal	QC	Rodolphe Barrere
170	<b>Rush Street Interactive, Inc.</b>	830%	Chicago	IL	Richard Schwartz
257	<b>Launch Potato</b>	534%	Delray Beach	FL	Greg Van Horn
308	<b>Wavo.me</b>	431%	Montréal	QC	Conor Clarke
311	<b>Monsters Aliens Robots Zombies</b>	426%	Toronto	ON	Jonathan Bronfman
326	<b>Edison Interactive</b>	394%	Denver	CO	Jeremy Ostermiller
335	<b>LiveBarn, Inc.</b>	382%	Montréal	QC	Farrel Miller
378	<b>TechnologyAdvice</b>	336%	Nashville	TN	Rob Bellenfant
418	<b>Viral Nation</b>	292%	Mississauga	ON	Joe Gagliese
433	<b>HAAWK, Inc.</b>	275%	Studio City	CA	Ryan Born

# Winners by industry (cont.)



## Digital content/media/entertainment (cont.)

Rank	Company name	% Growth	City	St./Prov.	CEO name
448	<b>Blu Digital Group, Inc.</b>	271%	Burbank	CA	Paulette Pantoja
450	<b>Magnite, Inc.</b>	269%	New York	NY	Michael Barrett
465	<b>Stirista</b>	259%	San Antonio	TX	Ajay Gupta
476	<b>Hospex Media</b>	248%	Toronto	ON	Josh Rosen
485	<b>Freestar</b>	241%	Scottsdale	AZ	Kurt Donnell
502	<b>Traliant</b>	227%	Manhattan Beach	CA	John Arendes
510	<b>InMarket</b>	223%	Wichita Falls	TX	Todd Morris
513	<b>Showpass</b>	220%	Calgary	AB	Lucas McCarthy
520	<b>CanadaWheels</b>	214%	Ottawa	ON	Saleh Taebi
523	<b>East Side Games Group</b>	212%	Vancouver	BC	Jason Bailey

# Winners by industry (cont.)



## Hardware & semiconductors

Rank	Company name	% Growth	City	St./Prov.	CEO name
32	<b>IonQ</b>	5,466%	College Park	MD	Peter Chapman
64	<b>Site 20/20</b>	2,392%	Dartmouth	NS	Mitch Hollohan
72	<b>Navitas Semiconductor</b>	2,149%	Torrance	CA	Gene Sheridan
94	<b>Alphawave Semi</b>	1,547%	Toronto	ON	Tony Pialis
133	<b>Stromcore Energy Inc.</b>	1,090%	Toronto	ON	Maxime Vidricaire
149	<b>Akoustis Technologies, Inc.</b>	964%	Huntersville	NC	Jeffrey B. Shealy
186	<b>Social Mobile</b>	779%	Hollywood	FL	Robert Morcos
205	<b>Desktop Metal, Inc.</b>	691%	Burlington	MA	Ric Fulop
264	<b>Netlist, Inc.</b>	519%	Irvine	CA	C.K. Hong
309	<b>Velo3D, Inc.</b>	430%	Campbell	CA	Benny Buller
339	<b>Previan</b>	380%	Quebec	QC	Martin Theriault
416	<b>Vorago Technologies, Inc.</b>	295%	Austin	TX	Bernd Lienhard
463	<b>Ouster, Inc.</b>	259%	San Francisco	CA	Angus Pacala
467	<b>MineSense Technologies Ltd.</b>	256%	Vancouver	BC	Jeff More
469	<b>Luminor Environmental Inc.</b>	255%	Guelph	ON	Brock Lupal
470	<b>MaxLinear, Inc.</b>	253%	Carlsbad	CA	Kishore Seendripu
489	<b>Newline Interactive</b>	238%	Allen	TX	Kevin Wang
491	<b>SiTime Corp</b>	237%	Santa Clara	CA	Rajesh Vashist

# Winners by industry (cont.)



## Hardware & semiconductors (cont.)

Rank	Company name	% Growth	City	St./Prov.	CEO name
497	<b>Onto Innovation, Inc.</b>	229%	Wilmington	MA	Michael Plisinski
526	<b>Mysa</b>	211%	St. John's	NL	Joshua Green
530	<b>Hifi Engineering</b>	209%	Calgary	AB	Steven Koles



# Winners by industry (cont.)



## Energy & sustainability technology

Rank	Company name	% Growth	City	St./Prov.	CEO name
8	<b>Pallet</b>	19,208%	Everett	WA	Amy King
51	<b>Xos, Inc.</b>	3,071%	Los Angeles	CA	Dakota Semler
81	<b>GHGSat</b>	1,939%	Montréal	QC	Stephane Germain
99	<b>Terabase Energy</b>	1,497%	Berkeley	CA	Matt Campbell
119	<b>SWTCH</b>	1,211%	Toronto	ON	Carter Li
146	<b>NuCurrent</b>	986%	Chicago	IL	Jacob Babcock
181	<b>Agnetix, Inc.</b>	800%	San Diego	CA	Jordan Miles
195	<b>ENVO Drive Systems Inc.</b>	718%	Burnaby	BC	Ali Kazemkhani
203	<b>Systems With Intelligence Inc.</b>	692%	Mississauga	ON	Angelo Rizzo
281	<b>Forge Nano</b>	476%	Thornton	CO	Paul Lichty
304	<b>Food Cycle Science</b>	436%	Ottawa	ON	Bradley Crepeau
356	<b>NatGasHub.com</b>	364%	Houston	TX	Jay Bhatta
384	<b>LanzaTech</b>	333%	Skokie	IL	Jennifer Holmgren
386	<b>LiftWerx</b>	332%	Cambridge	ON	Glen Aitken
401	<b>Budderfly</b>	309%	Shelton	CT	Al Subbloie
422	<b>Electrovaya</b>	290%	Mississauga	ON	Raj Das Gupta
430	<b>Convergent Energy and Power LP</b>	283%	New York	NY	Johannes Rittershausen
439	<b>Enphase Energy, Inc.</b>	273%	Fremont	CA	Badri Kothandaraman
532	<b>Saildrone</b>	207%	Alameda	CA	Richard Jenkins
538	<b>Plug Power, Inc.</b>	205%	Latham	NY	Andy Marsh

# Winners by industry (cont.)

 <b>Communications/Networking</b>					
Rank	Company name	% Growth	City	St./Prov.	CEO name
28	<b>Liberty Broadband Corporation</b>	6,400%	Englewood	CO	Gregory B. Maffei
155	<b>Discord</b>	912%	San Francisco	CA	Jason Citron
298	<b>Aligned Data Centers</b>	449%	Plano	TX	Andrew Schaap
319	<b>Text Request</b>	406%	Chattanooga	TN	Brian Elrod
360	<b>Tribe Property Technologies</b>	361%	Vancouver	BC	Joseph Nakhla
388	<b>ContactMonkey</b>	330%	Toronto	ON	Scott Pielsticker
493	<b>DataBank</b>	234%	Dallas	TX	Raul Martynek
515	<b>Clearfield, Inc.</b>	219%	Brooklyn Park	MN	Cheri Beranek

# Contacts

## **Kevin Westcott**

US Industry Leader  
Technology, Media, and Telecom  
Deloitte Consulting LLP  
[@KWestcott911](#)

## **Christie Simons**

National Audit & Assurance Leader  
Technology, Media, and Telecom  
Deloitte & Touche LLP

## **Anders McKenzie**

Canada Industry Leader  
Technology, Media, and Telecom  
Deloitte Canada  
[@andersmckenzie](#)

## **Heather Gates**

National Emerging Growth  
Company Leader  
Deloitte & Touche LLP  
[@HeatherGatesM](#)

## **Gavin Graves**

US Program Manager  
Technology Fast 500  
Deloitte Services LP  
[@Gavin\\_Graves](#)

## **Nadine Ulrich**

Canada Program Manager  
Technology Fast 500  
Deloitte Canada

# More information

North America Technology Fast 500  
[www.Fast500.com](http://www.Fast500.com)

For general questions contact:  
[Fast500@deloitte.com](mailto:Fast500@deloitte.com)

For PR/media questions contact:  
[Fast500MediaPR@deloitte.com](mailto:Fast500MediaPR@deloitte.com)

Asia Pacific Technology Fast 500  
[Fast500@deloitte.com](mailto:Fast500@deloitte.com)

EMEA Technology Fast 500  
[EMEAFast500@deloitte.co.uk](mailto:EMEAFast500@deloitte.co.uk)

# 500<sup>TM</sup>

Technology **Fast 500**  
2023 NORTH AMERICA

Follow us on X at:  
[@DeloitteTMT](https://twitter.com/DeloitteTMT) and [#Fast500](https://twitter.com/Fast500)

# Deloitte.



## About Deloitte

Deloitte refers to one or more of Deloitte Touche Tohmatsu Limited, a UK private company limited by guarantee (“DTTL”), its network of member firms, and their related entities. DTTL and each of its member firms are legally separate and independent entities. DTTL (also referred to as “Deloitte Global”) does not provide services to clients. In the United States, Deloitte refers to one or more of the US member firms of DTTL, their related entities that operate using the “Deloitte” name in the United States, and their respective affiliates. Certain services may not be available to attest clients under the rules and regulations of public accounting. Please see [www.deloitte.com/about](http://www.deloitte.com/about) to learn more about our global network of member firms.

Copyright © 2023 Deloitte Development LLC. All rights reserved.

# 500<sup>TM</sup>

Technology Fast 500  
2023 NORTH AMERICA