


**Deloitte.**

**500**<sup>TM</sup>

Technology **Fast 500**

**2024** NORTH AMERICA

.....  
30 YEARS OF INNOVATION



**2024 Technology Fast 500**  
Recognizing growth and innovation



# Contents

**Software & services**

**Life sciences**

**Fintech**


**Digital content/media/entertainment**

**Hardware & semiconductors**

**Energy & sustainability technology**

**Communications/Networking**

# About the Deloitte Technology Fast 500



## **Dedication. Innovation. Growth.**

Even though no one can fully predict what's to come, technology plays a key role in helping us tackle the challenges that may come our way. Tech companies' ability to pioneer new ideas and break the mold helps us shape a better tomorrow. And we think these achievements deserve to be recognized.

Over the past 30 years, the Deloitte Technology Fast 500 program has recognized innovative companies across the technology, life sciences, fintech, and energy tech sectors. Past Fast 500 winners include technology pioneers like Google, eBay, and Tesla, who have transformed how each of us live, work, and play.

## **Selection and qualifying criteria**

Technology Fast 500 provides a ranking of the fastest-growing technology, media, telecommunications, life sciences, fintech, and energy tech companies. Technology Fast 500 award winners for 2024 were selected based on percentage of fiscal year revenue growth during the period from 2020 to 2023.

In order to be eligible for Technology Fast 500 recognition, companies must own proprietary intellectual property or proprietary technology, which must be sold to customers in products or services that contribute to a majority of the company's operating revenues. Companies must have base-year operating revenues of at least US\$50,000 and current-year operating revenues of at least US\$5 million. Additionally, companies must be in business for a minimum of four years and be headquartered within North America.

This ranking is compiled from applications submitted directly to the Technology Fast 500 website and public company database research conducted by Deloitte LLP.

## **Program information**

If you would like to learn more about the Technology Fast 500 program, please register [here](#) to receive email alerts. To download a copy of 2024 rankings go to: [www.Fast500.com](http://www.Fast500.com).

# The top 10

Rank	Company name	Primary industry	% Growth	City	St./Prov.	CEO name
1	<b>TG Therapeutics, Inc.</b>	Life sciences	153,625%	New York	NY	Michael S. Weiss
2	<b>Vytalize Health</b>	Life sciences	126,668%	Hoboken	NJ	Faris Ghawi
3	<b>Lessen</b>	Software & services	39,691%	Scottsdale	AZ	Jay McKee
4	<b>Zero Hash</b>	Fintech	31,758%	Chicago	IL	Edward Woodford
5	<b>Deel</b>	Software & services	26,900%	San Francisco	CA	Alex Bouaziz
6	<b>Talkiatry</b>	Life sciences	17,718%	New York	NY	Robert Krayn
7	<b>PurposeMed</b>	Life sciences	16,169%	Calgary	AB	Husein Moloo
8	<b>PrizePicks</b>	Digital content/media/entertainment	16,119%	Atlanta	GA	Adam Wexler
9	<b>Autosled, Inc.</b>	Software & services	14,001%	Rockville	MD	Dan Sperau
10	<b>Cowbell</b>	Fintech	13,458%	Pleasanton	CA	Jack Kudale

# By the numbers

## Private vs. public

Percentage of companies

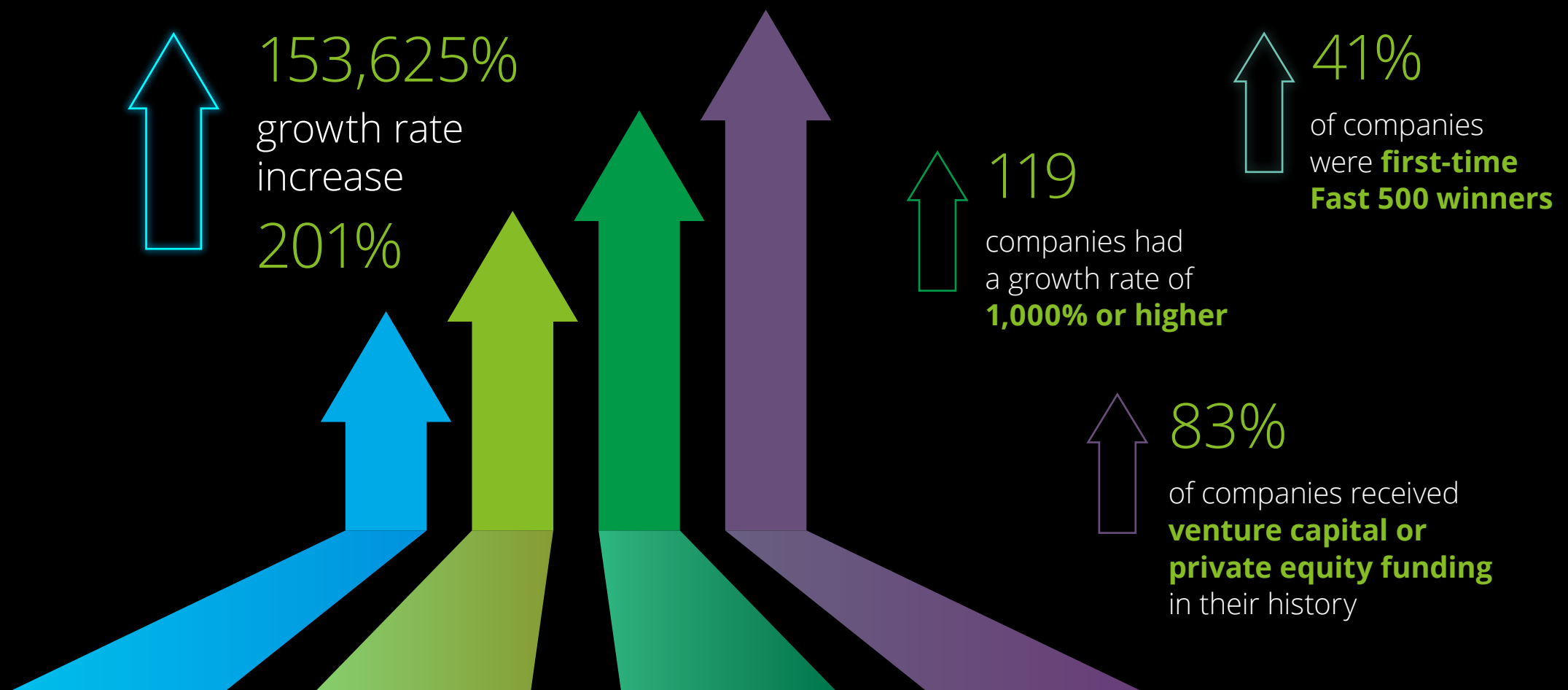
82%  
private

18%  
public




# By the numbers (cont.)

## 3-year growth rate



# By the numbers (cont.)

## Winners by industry



59%



Software & services

15%



Fintech

14%



Life sciences

4%




Energy & sustainability technology

3%



Digital content/  
media/  
entertainment

3%



Hardware & semiconductors  
(including electronic devices)

1%



Communications/  
Networking

# By the numbers (cont.)

## Subsector breakdowns

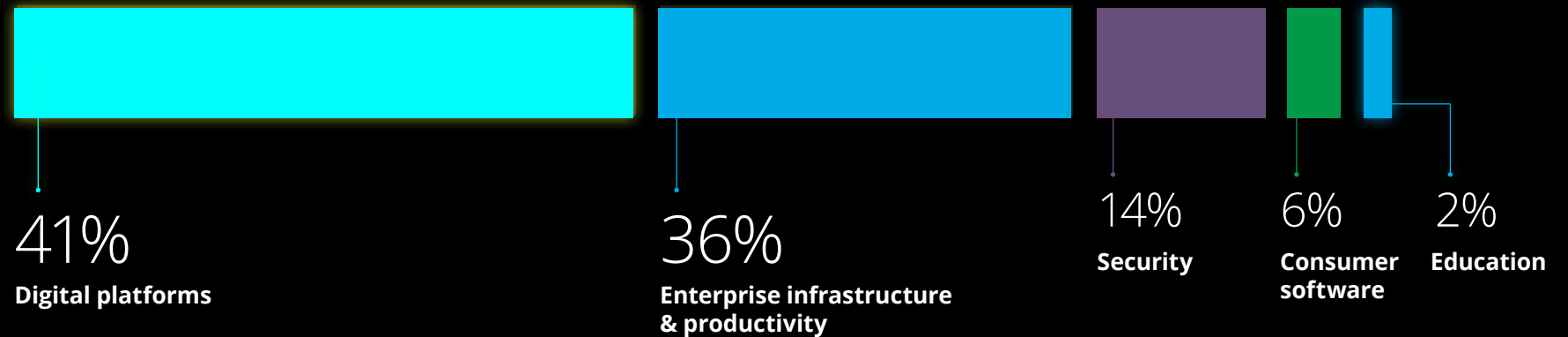


### Software & services

Remains the leading industry with

**296**

Winning companies




### Life sciences

Third leading industry with

**70**

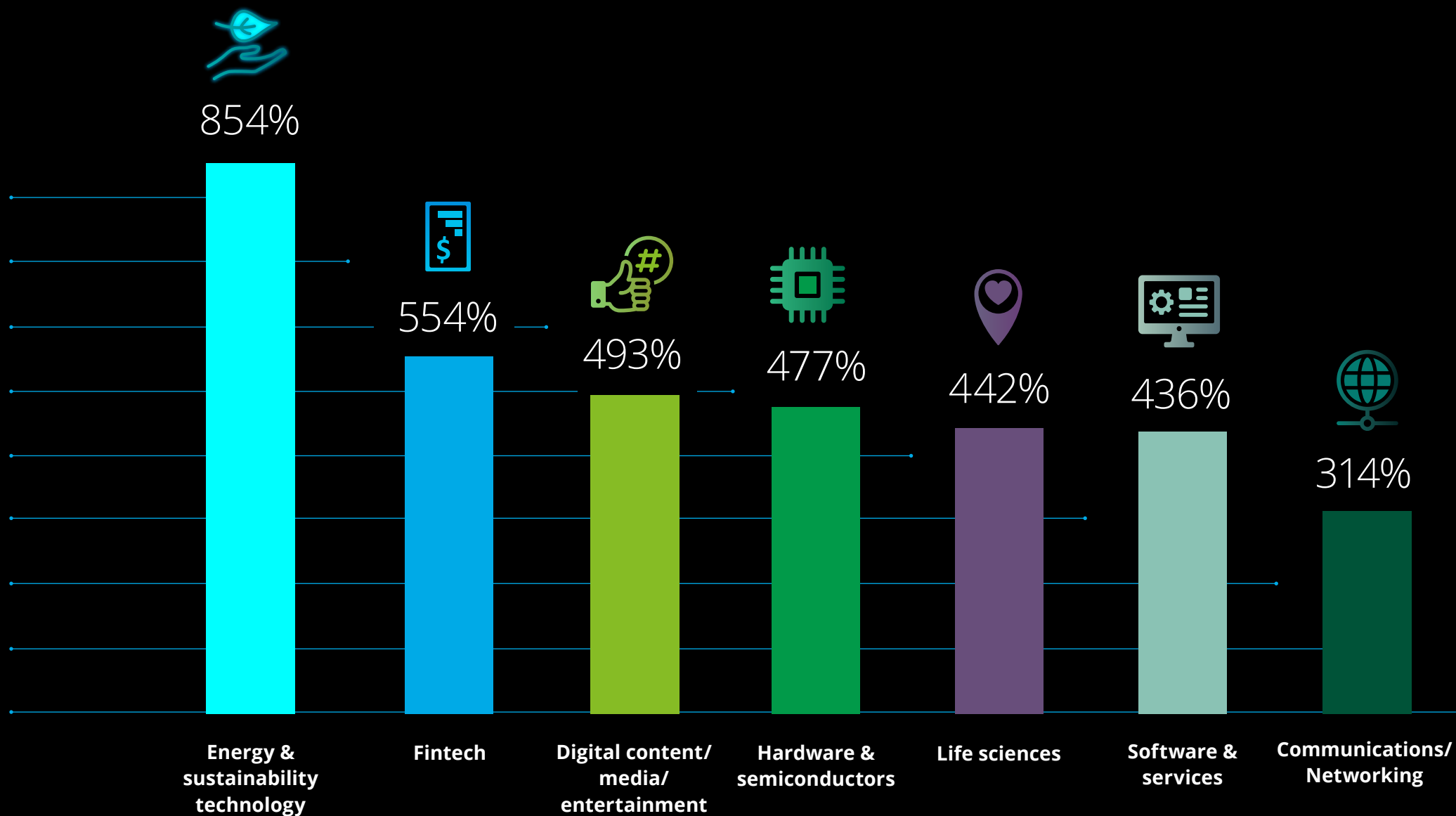
Winning companies





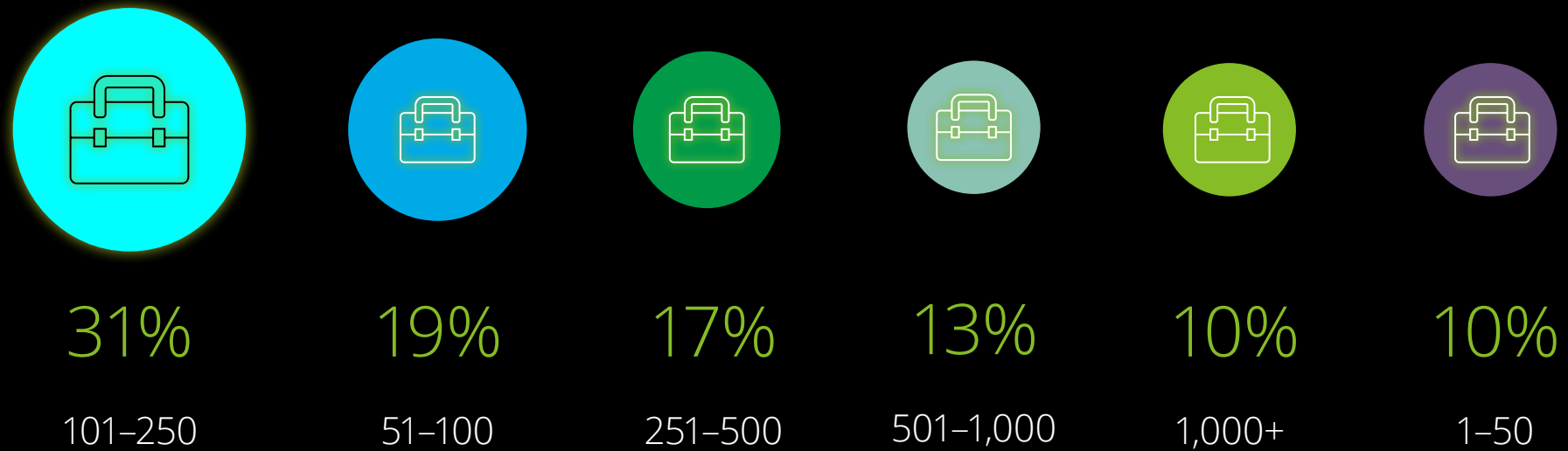
# By the numbers (cont.)

3-year median percentage growth rate—by industry



# By the numbers (cont.)

## Winning companies by number of employees



Data based on Fast 500 applications received between April and July 2024.

# By the numbers (cont.)

## CEO composition of private US winning company CEOs

51%

have started other businesses

36%

are racially and ethnically diverse



9%

are military veterans

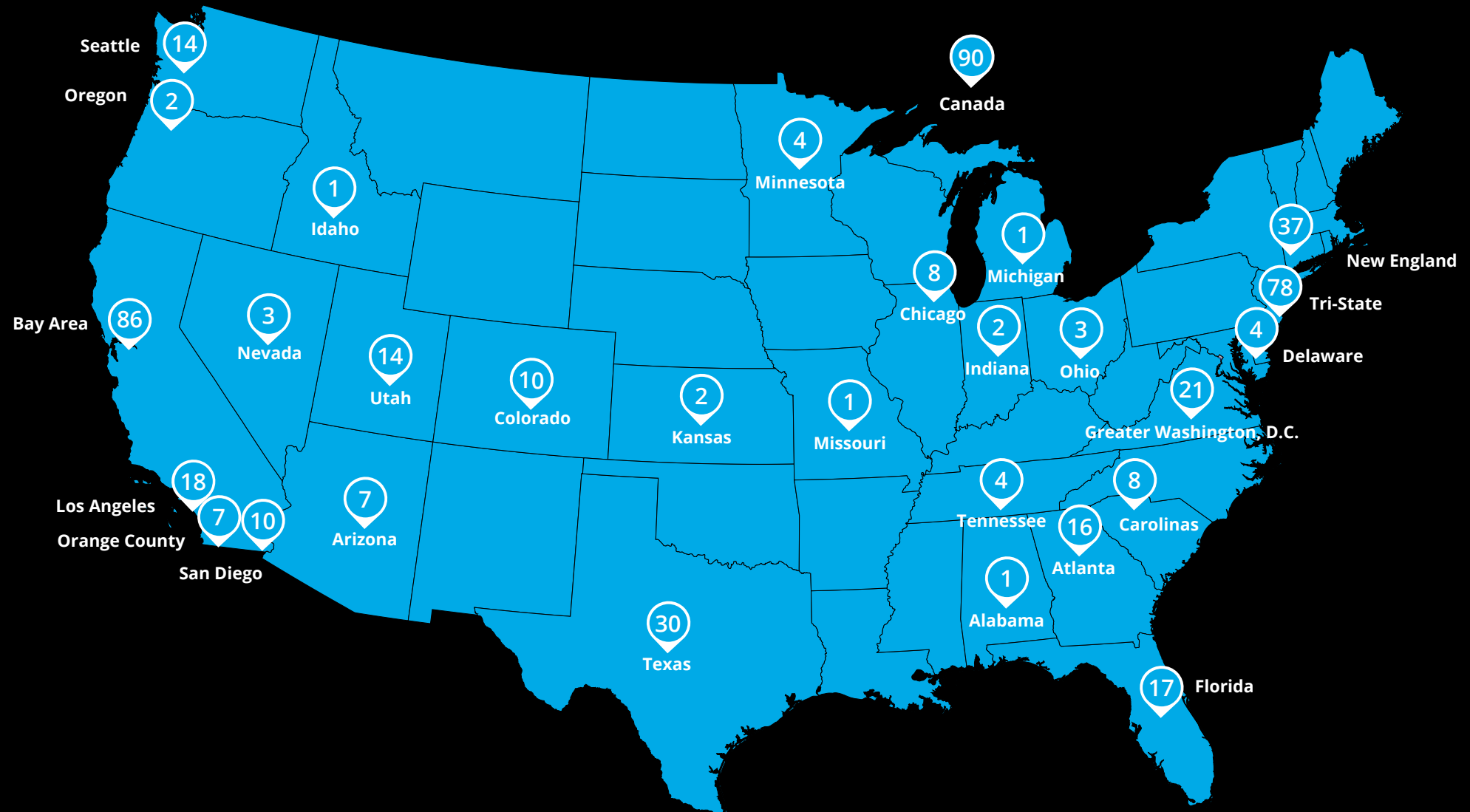
8%

are female

Data based on Fast 500 applications received between April and July 2024.

# By the numbers (cont.)


2024 Technology Fast 500 companies—winners by market




# Winners by industry

The following winner breakdown has been sorted by industry and rank. To view the list by overall ranking, visit [www.Fast500.com](http://www.Fast500.com).

Rankings are determined based on a tenth of a percentile.

 <b>Software &amp; services</b>					
Rank	Company name	% Growth	City	St./Prov.	CEO name
3	<b>Lessen</b>	39,691%	Scottsdale	AZ	Jay McKee
5	<b>Deel</b>	26,900%	San Francisco	CA	Alex Bouaziz
9	<b>Autosled, Inc.</b>	14,001%	Rockville	MD	Dan Sperau
11	<b>UniUni</b>	12,854%	Richmond	BC	Martin van den Hemel
12	<b>Odeko Inc.</b>	11,380%	New York	NY	Dane Atkinson
13	<b>Observe</b>	10,977%	San Mateo	CA	Jeremy Burton
16	<b>Relay</b>	9,578%	Toronto	ON	Yoseph West
18	<b>Uwill</b>	8,722%	Natick	MA	Michael London
19	<b>Rad AI</b>	8,710%	San Francisco	CA	Doktor Gurson
20	<b>Nursa</b>	8,676%	Murray	UT	Curtis Anderson
21	<b>Crisp, Inc.</b>	8,640%	Brooklyn	NY	Are Traasdahl
23	<b>BoomerangFX Canada Inc.</b>	8,461%	Mississauga	ON	Jerome Dwight
25	<b>Alkira</b>	7,194%	San Jose	CA	Amir Khan
26	<b>Skypoint</b>	7,114%	Beaverton	OR	Tisson Mathew
27	<b>Cribl</b>	6,623%	San Francisco	CA	Clint Sharp
31	<b>GoTu</b>	6,282%	Miami	FL	Edward Thomas/Cary Gahm

# Winners by industry (cont.)

 <b>Software &amp; services (cont.)</b>					
Rank	Company name	% Growth	City	St./Prov.	CEO name
32	<b>Cyera</b>	6,178%	New York	NY	Yotam Segev
33	<b>Archer Review</b>	5,771%	Dallas	TX	Dr. Karthik Koduru
34	<b>Postal</b>	5,215%	San Luis Obispo	CA	Erik Kostelnik
35	<b>Sharebite</b>	4,914%	New York	NY	Dilip Rao
39	<b>TRM Labs</b>	3,821%	San Francisco	CA	Esteban Castano
40	<b>Fingerprint</b>	3,654%	Chicago	IL	Dan Pinto
41	<b>Nectar</b>	3,610%	Orem	UT	Trevor Larson
43	<b>1upHealth, Inc.</b>	3,527%	Boston	MA	Nolan Kelly
45	<b>Quote Velocity</b>	3,102%	Boca Raton	FL	Manny Zuccarelli
46	<b>Aquanow</b>	3,022%	Vancouver	BC	Phil Sham
48	<b>MaintainX</b>	2,975%	San Francisco	CA	Chris Turlica
49	<b>ThreatLocker</b>	2,947%	Orlando	FL	Danny Jenkins
50	<b>TaxBit</b>	2,875%	Draper	UT	Lindsey Argalas
51	<b>Coro</b>	2,670%	New York	NY	Guy Moskowitz
53	<b>Miro</b>	2,571%	San Francisco	CA	Andrey Khusid
55	<b>Vouched</b>	2,443%	Seattle	WA	Peter Horadan
56	<b>Hydreight Technologies Inc.</b>	2,443%	Vancouver	BC	Shane Madden
58	<b>TailorMed Medical</b>	2,408%	New York	NY	Israel (Srulik) Dvorsky
61	<b>Invisible</b>	2,342%	San Francisco	CA	Ben Plummer

# Winners by industry (cont.)



## Software & services (cont.)

Rank	Company name	% Growth	City	St./Prov.	CEO name
62	<b>Boulevard</b>	2,276%	Los Angeles	CA	Matt Danna
65	<b>Kickfin</b>	2,144%	Austin	TX	Brian Hassan/Justin Roberts
66	<b>OneRail</b>	2,082%	Orlando	FL	Bill Catania
67	<b>BioRender</b>	2,015%	Toronto	ON	Shiz Aoki
69	<b>Stay22</b>	1,980%	Montréal	QC	Andrew Lockheed
74	<b>adtechnacity</b>	1,829%	Atlanta	GA	Christopher Silva
75	<b>Automatiq</b>	1,820%	Valley Stream	NY	Sam Sherman
77	<b>dbt Labs</b>	1,756%	Philadelphia	PA	Tristan Handy
78	<b>DealMaker</b>	1,748%	Toronto	ON	Rebecca Kacaba
79	<b>Transcend</b>	1,744%	Covina	CA	Ben Brook
82	<b>Evolv Technologies Holdings, Inc.</b>	1,581%	Waltham	MA	Peter George
84	<b>PortPro</b>	1,574%	Jersey City	NJ	Michael Mecca
85	<b>Nucleus Security</b>	1,562%	Sarasota	FL	Steve Carter
86	<b>Aidoc</b>	1,560%	New York	NY	Elad Walach
89	<b>Flock Safety</b>	1,537%	Atlanta	GA	Garrett Langley
91	<b>Noibu</b>	1,444%	Ottawa	ON	Robert Boukine
92	<b>Datarails</b>	1,372%	New York	NY	Didi Gurfinkel
93	<b>Legendary Supply Chain</b>	1,342%	Goodlettsville	TN	Robert Steele
94	<b>Hunters</b>	1,315%	Newton	MA	Uri May

# Winners by industry (cont.)



## Software & services (cont.)

Rank	Company name	% Growth	City	St./Prov.	CEO name
95	<b>RideCo</b>	1,276%	Waterloo	ON	Prem Gururajan
96	<b>Pulum Corporation</b>	1,274%	Seattle	WA	Joe Duffy
97	<b>Mosaic.tech</b>	1,228%	San Diego	CA	Bijan Moallemi
98	<b>Hopper</b>	1,207%	Montréal	QC	Frederic Lalonde
99	<b>ClickUp</b>	1,205%	San Diego	CA	Zeb Evans
100	<b>Retool</b>	1,200%	San Francisco	CA	David Hsu
101	<b>Direct Digital Holdings</b>	1,184%	Houston	TX	Mark D. Walker
103	<b>HighLevel</b>	1,176%	Dallas	TX	Shaun Clark
104	<b>Telna</b>	1,160%	Toronto	ON	Gregory Gundelfinger
106	<b>Gamesight</b>	1,125%	Seattle	WA	Adam Lieb
108	<b>Smile Digital Health</b>	1,115%	Toronto	ON	Duncan Weatherston
109	<b>Nift</b>	1,111%	Boston	MA	Elery Pfeffer
111	<b>Katalon</b>	1,073%	Atlanta	GA	Vu Lam
113	<b>LeapXpert</b>	1,035%	New York	NY	Dima Gutzeit
118	<b>Fivetran</b>	1,004%	Oakland	CA	George Fraser
121	<b>Appfire</b>	977%	Burlington	MA	Randall Ward
122	<b>Laurel</b>	970%	San Francisco	CA	Ryan Alshak
125	<b>Apollo.io</b>	954%	San Francisco	CA	Tim Zheng
127	<b>Brainvire Infotech Inc.</b>	944%	Irving	TX	Chintan Shah



# Winners by industry (cont.)



## Software & services (cont.)

Rank	Company name	% Growth	City	St./Prov.	CEO name
129	<b>DOZR</b>	890%	Kitchener	ON	Kevin Forestell
133	<b>Esper</b>	873%	Bellevue	WA	Yadhu Gopalan
134	<b>ShopThing</b>	870%	Toronto	ON	Maggie Adhami-Boynton
136	<b>Second Front Systems</b>	857%	Wilmington	DE	Tyler Sweatt
137	<b>Place Exchange</b>	853%	New York	NY	Ari Buchalter
140	<b>Moveworks</b>	838%	Mountain View	CA	Bhavin Shah
142	<b>Zenarate</b>	818%	Palo Alto	CA	Brian Tuite
143	<b>Trovata</b>	817%	Solana Beach	CA	Brett Turner
144	<b>Clutch</b>	814%	Etobicoke	ON	Dan Park
145	<b>SentinelOne</b>	808%	Mountain View	CA	Tomer Weingarten
146	<b>ApplyBoard</b>	799%	Kitchener	ON	Meti Basiri
148	<b>Apollo GraphQL</b>	792%	San Francisco	CA	Geoff Schmidt
149	<b>Ninety.io</b>	779%	Park City	UG	Mark Abbott
151	<b>Pet Screening, Inc.</b>	773%	Mooresville	NC	John Bradford
153	<b>Arctic Wolf</b>	770%	Eden Prairie	MN	Nick Schneider
156	<b>Yellow.ai</b>	751%	San Mateo	CA	Raghu Ravinutala
157	<b>Adlumin</b>	748%	Washington	DC	Robert Johnston
159	<b>BossPac Technologies</b>	730%	Calgary	AB	Darren Sortland
160	<b>Placer.ai</b>	729%	Covina	CA	Noam Ben-Zvi

# Winners by industry (cont.)



## Software & services (cont.)

Rank	Company name	% Growth	City	St./Prov.	CEO name
163	<b>Canary Technologies</b>	721%	San Francisco	CA	Harman Singh Narula
166	<b>FlavorCloud</b>	711%	Seattle	WA	Rathna Sharad
167	<b>Fortanix</b>	707%	Santa Clara	CA	Anand Kashyap
168	<b>BusPatrol</b>	705%	Lorton	VA	Karoon Monfared
171	<b>RapDev</b>	686%	Boston	MA	Tameem Hourani
174	<b>LinkSquares</b>	675%	Boston	MA	Vishal Sunak
176	<b>Qu</b>	670%	Arlington	VA	Amir Hudda
179	<b>Certn</b>	662%	Victoria	BC	Andrew McLeod
180	<b>Accely Inc.</b>	656%	Avenel	NJ	Nilesh Shah
181	<b>Artera</b>	654%	Santa Barbara	CA	Guillaume de Zwirek
183	<b>Validere Technologies</b>	645%	Toronto	ON	Nouman Ahmad
184	<b>Lattice</b>	641%	San Francisco	CA	Sarah Franklin
187	<b>Lily AI</b>	636%	Mountain View	CA	Purva Gupta
189	<b>Humi</b>	622%	Toronto	ON	Kevin Kliman
191	<b>Priori</b>	616%	New York	NY	Basha Rubin
192	<b>Zoom Video Communications, Inc.</b>	606%	San Jose	CA	Eric S. Yuan
193	<b>Workiz</b>	601%	San Diego	CA	Idan (Dan) Kadosh
195	<b>Levitate</b>	595%	Raleigh	NC	Jesse Lipson
197	<b>The Glimpse Group</b>	593%	New York	NY	Lyron Bentovim

# Winners by industry (cont.)



## Software & services (cont.)

Rank	Company name	% Growth	City	St./Prov.	CEO name
198	<b>OneOrigin Inc.</b>	591%	Scottsdale	AZ	Abhinand Chincholi
201	<b>Staffy Health</b>	588%	Toronto	ON	Peter Faist
203	<b>Popmenu</b>	581%	Atlanta	GA	Brendan Sweeney
211	<b>Fluency</b>	554%	Burlington	VT	Mike Lane
212	<b>HubSync</b>	550%	Franklin	TN	John McGowan
214	<b>Forma.ai</b>	548%	Toronto	ON	Nabeil Alazzam
216	<b>Pathify</b>	544%	Greenwood Village	CO	Chase Williams
217	<b>Wasabi Technologies</b>	540%	Boston	MA	David Friend
219	<b>Virtuous Software</b>	538%	Phoenix	AZ	Gabe Cooper
220	<b>Tulip Interfaces</b>	536%	Somerville	MA	Natan Linder
221	<b>Knowledgehook</b>	535%	Toronto	ON	Travis Ratnam
225	<b>Skimmer</b>	528%	Austin	TX	Jack Nelson
227	<b>Stord</b>	520%	Atlanta	GA	Sean Henry
228	<b>Pentera</b>	520%	Burlington	MA	Amitai Ratzon
230	<b>Asimily</b>	514%	Sunnyvale	CA	Shankar Somasundaram
231	<b>ThetaRay</b>	512%	New York	NY	Peter Reynolds
234	<b>Guesty</b>	508%	New York	NY	Amiad Soto
235	<b>CoreStack</b>	505%	Bellevue	WA	Ezhilarasan "Ez" Natarajan
237	<b>Lightspeed</b>	502%	Montréal	QC	Dax Dasilva


# Winners by industry (cont.)



## Software & services (cont.)

Rank	Company name	% Growth	City	St./Prov.	CEO name
239	<b>Porch Group, Inc.</b>	495%	Seattle	WA	Matt Ehrlichman
240	<b>Censia Talent Intelligence</b>	494%	San Francisco	CA	Joanna Riley
241	<b>Bubble Group, Inc.</b>	494%	New York	NY	Emmanuel Straschnov/Joshua Haas
242	<b>Attentive</b>	493%	Hoboken	NJ	Amit Jhawar
245	<b>Workato</b>	484%	Mountain View	CA	Vijay Tella
246	<b>6sense</b>	479%	San Francisco	CA	Jason Zintak
247	<b>Traction Rec</b>	475%	Vancouver	BC	Lara Gilchrist
248	<b>Cloudbeds</b>	473%	San Diego	CA	Adam Harris
249	<b>Rafay Systems</b>	468%	Sunnyvale	CA	Haseeb Budhani
250	<b>Uniphore Technologies Inc.</b>	460%	Palo Alto	CA	Umesh Sachdev
254	<b>DoiT International</b>	446%	Santa Clara	CA	Vadim Solovey
255	<b>Knak</b>	445%	Nepean	ON	Pierce Ujjainwalla
256	<b>Mistplay</b>	445%	Montréal	QC	Jason Heller
257	<b>Samsara, Inc.</b>	444%	San Francisco	CA	Sanjit Biswas
258	<b>Sayari Labs Inc.</b>	444%	Washington	DC	Farley Mesko
259	<b>LiftLab</b>	443%	Oakland	CA	John Wallace
260	<b>Gloat</b>	442%	New York	NY	Ben Reuveni
264	<b>MyFBAPrep</b>	438%	Coral Springs	FL	Tom Wicky
265	<b>CData Software</b>	434%	Chapel Hill	NC	Amit Sharma

# Winners by industry (cont.)

 <b>Software &amp; services (cont.)</b>					
Rank	Company name	% Growth	City	St./Prov.	CEO name
266	<b>Keyfactor</b>	433%	Independence	OH	Jordan Rackie
267	<b>Paradox</b>	431%	Scottsdale	AZ	Adam Godson
268	<b>Dremio</b>	427%	Santa Clara	CA	Sendur Sellakumar
269	<b>OwnCompany Inc.</b>	424%	Englewood Cliffs	NJ	Sam Gutmann
270	<b>Aisera</b>	423%	Palo Alto	CA	Abhi Maheshwari
271	<b>MEDFAR Clinical Solutions</b>	423%	Montréal	QC	Elias Farah
272	<b>Gitlab Inc.</b>	422%	San Francisco	CA	Sid Sijbrandij
273	<b>BigID</b>	421%	New York	NY	Dimitri Sirota
274	<b>PlayOn</b>	419%	Atlanta	GA	David Rudolph
276	<b>Dragos</b>	415%	Hanover	MD	Robert M. Lee
277	<b>MindBridge Analytics</b>	414%	Ottawa	ON	Stephen DeWitt
283	<b>FusionAuth</b>	409%	Westminster	CO	Brian Pontarelli
284	<b>Adeva</b>	408%	Wilmington	DE	Katerina Trajchevska
286	<b>NatGasHub.com</b>	407%	Houston	TX	Jay Bhatt
287	<b>Specright</b>	407%	Tustin	CA	Matthew Wright
288	<b>Klue</b>	406%	Vancouver	BC	Jason Smith
290	<b>TicketOS</b>	403%	Montclair	NJ	Ari Strulson
292	<b>Audigent</b>	399%	New York	NY	Drew Stein
294	<b>VirtuSense Technologies</b>	397%	Peoria	IL	David Park

# Winners by industry (cont.)



## Software & services (cont.)

Rank	Company name	% Growth	City	St./Prov.	CEO name
295	Fairmarkit	396%	Boston	MA	Kevin Frechette
296	SearchStax, Inc.	392%	El Segundo	CA	Sameer Maggon
298	Zenoti	387%	Bellevue	WA	Sudheer Koneru
299	Coursedog	386%	New York	NY	Andrew Rosen
300	BlueVoyant	385%	New York	NY	James Rosenthal
301	Vention	385%	Montréal	QC	Etienne Lacroix
302	NinjaOne	383%	Austin	TX	Sal Sferlazza
304	Kenect	381%	Pleasant Grove	UT	Shaun Sorensen
305	Digital Turbine, Inc.	380%	Austin	TX	Bill Stone
307	Cequence	379%	Santa Clara	CA	Ameya Talwalkar
308	Corellium	379%	Delray Beach	FL	Amanda Gorton
309	StackAdapt	377%	Toronto	ON	Vitaly Pecherskiy
311	Legion Technologies	374%	Santa Clara	CA	Sanish Mondkar
312	Technologies Connect&GO Inc.	373%	Montréal	QC	Dominic Gagnon
314	the COOL company	372%	Miami	FL	Zack Dugow
315	ID.me, Inc.	371%	McLean	VA	Blake Hall
316	Pax8	371%	Greenwood Village	CO	Scott Chasin
317	Toast, Inc.	370%	Boston	MA	Aman Narang
320	CrowdStrike Holdings, Inc.	366%	Austin	TX	George Kurtz

# Winners by industry (cont.)

 <b>Software &amp; services (cont.)</b>					
Rank	Company name	% Growth	City	St./Prov.	CEO name
321	<b>League</b>	365%	Toronto	ON	Michael Serbinis
322	<b>TwinThread, Inc.</b>	365%	Charlottesville	VA	Erik Udstuen
323	<b>Censys</b>	363%	Ann Arbor	MI	Brad Brooks
327	<b>Measured</b>	355%	Austin	TX	Trevor Testwuide
328	<b>Aviatrix</b>	352%	Santa Clara	CA	Doug Merritt
332	<b>Klaviyo</b>	352%	Boston	MA	Andrew Blalecki
333	<b>Glia</b>	351%	New York	NY	Daniel Michaeli
334	<b>Sense</b>	351%	San Francisco	CA	Anil Dharni
335	<b>SmartRent, Inc.</b>	351%	Scottsdale	AZ	Daryl Stemm
337	<b>Miovision</b>	348%	Kitchener	ON	Kurtis McBride
339	<b>MedShift</b>	343%	Charlotte	NC	Joe Gasque
340	<b>Cariloop</b>	342%	Richardson	TX	Michael Walsh
342	<b>Cognosco</b>	338%	Atlanta	GA	Braxton Jarratt
343	<b>Expel</b>	338%	Herndon	VA	Dave Merkel
344	<b>qBotica</b>	335%	Phoenix	AZ	Mahesh Vinayagam
345	<b>SOCi, Inc.</b>	334%	San Diego	CA	Afif Khoury
346	<b>eStruxture Data Centers</b>	334%	Montréal	QC	Todd Coleman
347	<b>BillingPlatform</b>	333%	Englewood	CO	Dennis Wall
349	<b>AmplifAI</b>	333%	Plano	TX	Sean Minter

# Winners by industry (cont.)



## Software & services (cont.)

Rank	Company name	% Growth	City	St./Prov.	CEO name
352	<b>Planet DDS</b>	325%	Irvine	CA	Eric Giesecke
353	<b>Jane App</b>	320%	North Vancouver	BC	Alison Taylor/Trevor Johnston
354	<b>Yodeck</b>	320%	San Francisco	CA	Vangelis Mihalopoulos
355	<b>Litify</b>	318%	New York	NY	Curtis Brewer
358	<b>Pipefy</b>	315%	San Francisco	CA	Alessio Alionco
361	<b>JobNimbus</b>	313%	Lehi	UT	Ben Hodson
364	<b>CreatorIQ</b>	310%	Pasadena	CA	Chris Harrington
369	<b>Whatfix</b>	309%	San Jose	CA	Khadim Batti
370	<b>Flexe</b>	309%	Seattle	WA	Karl Siebrecht
372	<b>Jobber</b>	307%	Edmonton	AB	Sam Pillar
373	<b>Amperity</b>	306%	Seattle	WA	Tony Alika Owens
374	<b>AuditBoard</b>	306%	Cerritos	CA	Scott Arnold
376	<b>Nabis</b>	301%	San Francisco	CA	Vince C. Ning
377	<b>Curbio</b>	300%	Potomac	MD	Rick Rudman
378	<b>Claroty</b>	293%	New York	NY	Yaniv Vardi
379	<b>BluWave</b>	290%	Brentwood	TN	Sean Mooney
381	<b>Innovaccer Inc.</b>	287%	San Francisco	CA	Abhinav Shashank
382	<b>7shifts Inc.</b>	286%	Saskatoon	SK	Jordan Boesch
383	<b>PlanHub</b>	286%	West Palm Beach	FL	Ro Bhatia



# Winners by industry (cont.)



## Software & services (cont.)

Rank	Company name	% Growth	City	St./Prov.	CEO name
384	<b>Asana Inc.</b>	284%	San Francisco	CA	Dustin Moskowitz
386	<b>Fleetio</b>	282%	Birmingham	AL	Jon Meachin
387	<b>LogicGate</b>	282%	Chicago	IL	Matt Kunkel
389	<b>Filevine</b>	282%	Salt Lake City	UT	Ryan Anderson
393	<b>Life360, Inc.</b>	278%	San Mateo	CA	Chris Hulls
394	<b>RVezy Inc.</b>	277%	Ottawa	ON	Will Thompson
396	<b>G-P</b>	276%	Boston	MA	Nicole Sahin
397	<b>Zscaler</b>	275%	San Jose	CA	Jay Chaudhry
398	<b>People.ai</b>	274%	San Francisco	CA	Oleg Rogynskyy
399	<b>Stirista</b>	273%	San Antonio	TX	Ajay Gupta
400	<b>Element451, Inc.</b>	272%	Raleigh	NC	Ardis Kadiu
401	<b>Striveworks</b>	271%	Austin	TX	Jim Rebesco
404	<b>Semperis</b>	270%	Hoboken	NJ	Mickey Bresman
405	<b>Braze</b>	269%	New York	NY	Bill Magnuson
406	<b>RealDefense LLC</b>	267%	Pasadena	CA	Gary Guseinov
408	<b>StellarAlgo</b>	267%	Calgary	AB	Vincent Ircandia
412	<b>IRONSCALES</b>	265%	Atlanta	GA	Eyal Benishti
413	<b>Traction Complete</b>	265%	Vancouver	BC	David Nelson
417	<b>Harbor Compliance</b>	261%	Lancaster	PA	Mike Montali

# Winners by industry (cont.)



## Software & services (cont.)

Rank	Company name	% Growth	City	St./Prov.	CEO name
418	MMI	261%	Cottonwood Heights	UT	Ben Teerlink
419	Leap Tools Inc.	261%	Toronto	ON	Pawel Rajszel
422	Fi	259%	New York	NY	Jonathan Bensamoun
424	Theatro	257%	Richardson	TX	Chris Todd
426	Arkose Labs	256%	San Mateo	CA	Kevin Gosschalk
427	Supplier.io	255%	Westchester	IL	Aylin Basom
428	Datadog, Inc.	253%	New York	NY	Olivier Pomel
429	Tipalti	252%	Foster City	CA	Chen Amit
430	o9	251%	Dallas	TX	Chakri Gottemukkala
431	Andgo Systems	250%	Saskatoon	SK	Tom Ross
433	Customer.io	247%	Beaverton	OR	Colin Nederkoorn
435	SpyCloud	247%	Austin	TX	Ted Ross
437	Liongard	246%	Houston	TX	Michelle Accardi
438	Armis	245%	San Francisco	CA	Yevgeny Dibrov
439	Mission.dev	244%	Montréal	QC	Stephane Rossi
440	Socure	243%	Incline Village	NV	Johnny Ayers
442	Karbon	243%	San Francisco	CA	Mary Delaney
443	UNIONE FOOD GROUP INC.	243%	Delta	BC	Yu Gu

# Winners by industry (cont.)



## Software & services (cont.)

Rank	Company name	% Growth	City	St./Prov.	CEO name
444	<b>Highspot</b>	241%	Seattle	WA	Robert Wahbe
445	<b>IDENTOS Inc.</b>	240%	Toronto	ON	Mike Cook
446	<b>Solink Corp</b>	239%	Ottawa	ON	Mike Matta
447	<b>Cyware</b>	239%	Jersey City	NJ	Anuj Goel
449	<b>Kahua</b>	236%	Alpharetta	GA	Scott Unger
455	<b>GLOBO</b>	229%	Philadelphia	PA	Dipak Patel
456	<b>Confluent, Inc.</b>	228%	Mountain View	CA	Jay Kreps
457	<b>RumbleOn, Inc.</b>	228%	Irving	TX	Michael W. Kennedy
459	<b>Xometry</b>	228%	North Bethesda	MD	Randy Altschuler
460	<b>Information Systems and Networks Corporation</b>	227%	Bethesda	MD	Arvin Malkani
461	<b>Clari</b>	226%	Sunnyvale	CA	Andy Byrne
462	<b>LVT</b>	226%	American Fork	UT	Ryan Porter
463	<b>DataDome</b>	226%	New York	NY	Benjamin Fabre
464	<b>XOi</b>	225%	Nashville	TN	Aaron Salow
466	<b>L7 Informatics, Inc.</b>	224%	Austin	TX	Vasu Rangadass, PhD
468	<b>ActivTrak</b>	223%	Austin	TX	Heidi Farris
470	<b>Tackle</b>	223%	Boise	ID	John Jahnke
471	<b>Propel Software</b>	222%	Redwood City	CA	Ross Meyercord

# Winners by industry (cont.)



## Software & services (cont.)

Rank	Company name	% Growth	City	St./Prov.	CEO name
472	<b>Quantum Metric</b>	221%	Colorado Springs	CO	Mario Ciabarra
473	<b>Nylas</b>	221%	Palo Alto	CA	Gleb Polyakov
474	<b>Greenspace Health</b>	220%	Toronto	ON	Jeremy Weisz
475	<b>Beam Benefits</b>	219%	Columbus	OH	Alex Frommeyer
476	<b>RLDatix</b>	219%	Chicago	IL	Jeff Surges
477	<b>Okta, Inc.</b>	217%	San Francisco	CA	Todd McKinnon
479	<b>Claravine</b>	216%	Lehi	UT	Verl Allen
480	<b>AgileRank</b>	216%	Sterling	VA	James Turner
482	<b>UiPath</b>	215%	New York	NY	Daniel Dines
484	<b>Mesh Systems</b>	212%	Carmel	IN	Richard Baxter
485	<b>JamLoop</b>	211%	Walnut Creek	CA	Leif Welch
487	<b>Cloud SynApps Inc.</b>	207%	Mississauga	ON	Utkarsh Bhatnagar
491	<b>Verse.ai</b>	206%	San Diego	CA	David Tal
493	<b>MongoDB, Inc.</b>	204%	New York	NY	Dev Ittycheria
498	<b>Roblox</b>	203%	San Mateo	CA	David Baszucki
499	<b>Cloudflare, Inc.</b>	201%	San Francisco	CA	Matthew Prince

# Winners by industry (cont.)



## Life sciences

Rank	Company name	% Growth	City	St./Prov.	CEO name
1	<b>TG Therapeutics, Inc.</b>	153,625%	New York	NY	Michael S. Weiss
2	<b>Vytalize Health</b>	126,668%	Hoboken	NJ	Faris Ghawi
6	<b>Talkiatry</b>	17,718%	New York	NY	Robert Krayn
7	<b>PurposeMed</b>	16,169%	Calgary	AB	Husein Mooloo
24	<b>Foghorn Therapeutics Inc.</b>	7,843%	Cambridge	MA	Adrian Gottschalk
36	<b>Mersana Therapeutics, Inc.</b>	4,351%	Cambridge	MA	Martin Huber, MD
42	<b>Spring Health</b>	3,557%	New York	NY	April Koh
47	<b>LightForce Orthodontics</b>	2,985%	Burlington	MA	Alfred Griffin
57	<b>Seer, Inc.</b>	2,440%	Redwood City	CA	Omid Farokhzad
70	<b>Intra-Cellular Therapies, Inc.</b>	1,936%	New York	NY	Sharon Mates
72	<b>Kindbody</b>	1,910%	New York	NY	Gina Bartasi
76	<b>BioCryst Pharmaceuticals Inc.</b>	1,761%	Durham	NC	Jon P. Stonehouse
80	<b>Marinus Pharmaceuticals, Inc.</b>	1,704%	Radnor	PA	Scott Braunstein
87	<b>Arcturus Therapeutics</b>	1,554%	San Diego	CA	Joseph E. Payne
88	<b>Ardelyx Inc.</b>	1,544%	Waltham	MA	Mike Raab
105	<b>Akido Labs</b>	1,139%	Los Angeles	CA	Prashant Samant
116	<b>Recursion</b>	1,025%	Salt Lake City	UT	Chris Gibson
123	<b>Curi Bio</b>	967%	Seattle	WA	Nick Geisse
128	<b>Podimetrics</b>	891%	Somerville	MA	Jon Bloom, MD

# Winners by industry (cont.)



## Life sciences (cont.)

Rank	Company name	% Growth	City	St./Prov.	CEO name
138	<b>Inotiv, Inc.</b>	847%	West Lafayette	IN	Robert Leasure Jr.
139	<b>Transmedics Group, Inc.</b>	842%	Andover	MA	Dr. Waleed Hassanein
147	<b>Capital Rx</b>	796%	New York	NY	A.J. Loiacono
152	<b>PocketHealth Inc.</b>	770%	Toronto	ON	Rishi Nayyar
154	<b>AscellaHealth</b>	753%	Berwyn	PA	Dea Belazi
155	<b>Moderna</b>	752%	Cambridge	MA	Stéphane Bancel
158	<b>BenchSci</b>	743%	Toronto	ON	Liran Belenzon
164	<b>ShiftMed</b>	719%	McLean	VA	Todd Walrath
169	<b>Xeris Biopharma Holdings, Inc.</b>	702%	Chicago	IL	John Shannon
182	<b>Click Therapeutics</b>	647%	New York	NY	David Benshoof Klein
190	<b>Spinal Simplicity, LLC</b>	616%	Overland Park	KS	Todd Moseley
202	<b>Welltory Inc.</b>	584%	Redwood City	CA	Jane Smorodnikova
209	<b>Hello Heart</b>	567%	Menlo Park	CA	Maayan Cohen
213	<b>CVRx Inc.</b>	549%	Minneapolis	MN	Kevin Hykes
232	<b>ADMA Biologics Inc.</b>	512%	Ramsey	NJ	Adam S. Grossman
261	<b>Gyre Therapeutics, Inc.</b>	442%	San Diego	CA	Han Ying, PhD
262	<b>Inspire Medical Systems, Inc.</b>	442%	Golden Valley	MN	Tim Herbert
289	<b>Wellthy</b>	404%	New York	NY	Lindsay Jurist-Rosner
291	<b>Dynavax Technologies Corp</b>	399%	Emeryville	CA	Ryan Spencer

# Winners by industry (cont.)



## Life sciences (cont.)

Rank	Company name	% Growth	City	St./Prov.	CEO name
297	<b>Lineage Cell Therapeutics, Inc.</b>	390%	Carlsbad	CA	Brian Culley
303	<b>Aclaris Therapeutics Inc.</b>	382%	Wayne	PA	Dr. Neal Walker
310	<b>Tango Therapeutics, Inc.</b>	377%	Boston	MA	Barbara Weber
319	<b>Verantos</b>	368%	Menlo Park	CA	Dan Riskin
325	<b>Alector Inc.</b>	360%	South San Francisco	CA	Arnon Rosenthal, PhD
329	<b>Senseonics Holdings, Inc.</b>	352%	Germantown	MD	Timothy T. Goodnow
350	<b>Nurix Therapeutics, Inc.</b>	332%	San Francisco	CA	Arthur T. Sands
357	<b>Sanara MedTech Inc.</b>	317%	Fort Worth	TX	Zachary B. Fleming
359	<b>Benson Hill Inc.</b>	314%	St. Louis	MO	Deanie Elsner
367	<b>LifeMD</b>	309%	New York	NY	Justin Schreiber
368	<b>Y-mAbs Therapeutics, Inc.</b>	309%	New York	NY	Michael Rossi
380	<b>Aytu BioPharma, Inc.</b>	289%	Denver	CO	Josh Disbrow
388	<b>Lantheus</b>	282%	Bedford	MA	Brian Markison
390	<b>Seres Therapeutics, Inc.</b>	280%	Cambridge	MA	Eric Shaff
392	<b>Vytelle</b>	278%	Lenexa	KS	Kerryann Kocher
402	<b>Alnylam Pharmaceuticals</b>	271%	Cambridge	MA	Yvonne Greenstreet
409	<b>Petal</b>	267%	Quebec	QC	Patrice Gilbert
414	<b>Harmony Biosciences Holdings, Inc.</b>	264%	Plymouth Meeting	PA	Jeffrey M. Dayno, MD

# Winners by industry (cont.)



## Life sciences (cont.)

Rank	Company name	% Growth	City	St./Prov.	CEO name
420	<b>PathAI</b>	260%	Boston	MA	Andy Beck, MD, PhD
421	<b>Sutro Biopharma Inc.</b>	260%	South San Francisco	CA	William J. Newell
423	<b>Evolus, Inc.</b>	257%	Newport Beach	CA	David Moatazed
434	<b>Proov</b>	247%	Erie	CO	Amy Beckley
441	<b>Fullscript</b>	243%	Ottawa	ON	Kyle Braatz
450	<b>Ocular Therapeutix, Inc.</b>	236%	Bedford	MA	Pravin U. Dugel
452	<b>Catalyst Pharmaceuticals, Inc.</b>	234%	Coral Gables	FL	Richard Daly
453	<b>HemoSonics, LLC</b>	234%	Durham	NC	Bob Roda
458	<b>Ginkgo Bioworks Holdings, Inc.</b>	228%	Boston	MA	Jason Kelly
483	<b>Stratus Medical</b>	212%	Magnolia	TX	Bret Boudousquie
490	<b>ProPhase Labs, Inc.</b>	206%	Garden City	NY	Ted Karkus
492	<b>MannKind Corp</b>	205%	Danbury	CT	Michael Castagna
494	<b>Molecular Templates, Inc.</b>	204%	Austin	TX	Eric Poma
497	<b>Arvinas Inc.</b>	203%	New Haven	CT	John G. Houston, PhD
403	<b>Denali Therapeutics, Inc.</b>	307%	South San Francisco	CA	Ryan Watts
411	<b>Avidity Biosciences, Inc.</b>	298%	San Diego	CA	Sarah Boyce
414	<b>Transmedics Group, Inc.</b>	296%	Andover	MA	Waleed Hassanein
419	<b>Peloton Interactive, Inc.</b>	291%	New York	NY	Barry McCarthy



# Winners by industry (cont.)



## Life sciences (cont.)

Rank	Company name	% Growth	City	St./Prov.	CEO name
429	<b>Karyopharm Therapeutics, Inc.</b>	284%	Newton	MA	Richard Paulson
437	<b>Twist Bioscience Corp</b>	274%	South San Francisco	CA	Emily LeProust
440	<b>Mirati Therapeutics</b>	273%	San Diego	CA	Charles Baum
447	<b>Fullscript</b>	271%	Ottawa	ON	Kyle Braatz
471	<b>Cytokinetics, Inc.</b>	252%	South San Francisco	CA	Robert I. Blum
472	<b>Ultragenyx Pharmaceutical, Inc.</b>	250%	Novato	CA	Emil D. Kakkis, MD, PhD
478	<b>Zynex</b>	248%	Englewood	CO	Thomas Sandgaard
503	<b>Accolade, Inc.</b>	227%	Plymouth Meeting	PA	Rajeev Singh
512	<b>Regenxbio, Inc.</b>	220%	Rockville	MD	Ken Mills
529	<b>XSOLIS</b>	209%	Franklin	TN	Joan Butters
533	<b>Blueprint Medicines Corp</b>	207%	Cambridge	MA	Kate Haviland
535	<b>Arvinas, Inc.</b>	206%	New Haven	CT	John Houston
536	<b>Sight Sciences, Inc.</b>	206%	Menlo Park	CA	Paul Badawi

# Winners by industry (cont.)



## Fintech

Rank	Company name	% Growth	City	St./Prov.	CEO name
4	<b>Zero Hash</b>	31,758%	Chicago	IL	Edward Woodford
10	<b>Cowbell</b>	13,458%	Pleasanton	CA	Jack Kudale
14	<b>Trullion</b>	10,387%	New York	NY	Isaac Heller
15	<b>Wisetack</b>	10,010%	San Francisco	CA	Bobby Tzekin
17	<b>Circle</b>	9,294%	Boston	MA	Jeremy Allaire
22	<b>Integriant</b>	8,520%	McLean	VA	Will Jerro
29	<b>Interchecks Technologies, Inc.</b>	6,550%	Brooklyn	NY	Dylan Massey
37	<b>VIVA Finance</b>	4,269%	Atlanta	GA	Jack Markwalter
38	<b>The Real Brokerage</b>	4,062%	Miami	FL	Tamir Poleg
52	<b>Bakkt</b>	2,638%	Alpharetta	GA	Andy Main
54	<b>PatientFi</b>	2,566%	Irvine	CA	Todd Watts
60	<b>nesto</b>	2,360%	Montréal	QC	Malik Yacoubi
68	<b>At-Bay</b>	2,005%	San Francisco	CA	Rotem Iram
83	<b>CleanSpark</b>	1,579%	Henderson	NV	Zach Bradford
90	<b>ZayZoon</b>	1,451%	Calgary	AB	Darcy Tuer
115	<b>inKind</b>	1,031%	Austin	TX	Johann Moonesinghe
117	<b>Pie Insurance</b>	1,008%	Denver	CO	John Swigart
120	<b>Lili</b>	980%	New York	NY	Lilac Bar David
126	<b>Cleo</b>	953%	Wilmington	DE	Barney Hussey-Yeo

# Winners by industry (cont.)



## Fintech (cont.)

Rank	Company name	% Growth	City	St./Prov.	CEO name
132	<b>KOHO</b>	880%	Vancouver	BC	Daniel Eberhard
135	<b>Conquest Planning</b>	858%	Winnipeg	MB	Mark Evans
150	<b>Alloy</b>	774%	New York	NY	Tommy Nicholas
161	<b>Sunbit</b>	726%	Los Angeles	CA	Arad Levertov
162	<b>iTrustCapital</b>	725%	Irvine	CA	Kevin Maloney
165	<b>Vic.ai</b>	718%	New York	NY	Alexander Hagerup
170	<b>Ethic</b>	692%	New York	NY	Doug Scott
173	<b>Capitolis</b>	679%	New York	NY	Gil Mandelzis
175	<b>Irwin</b>	671%	Toronto	ON	David Whyte
177	<b>Wellfit Technologies</b>	666%	Irving	TX	Fulton Collins
178	<b>Vontive Inc.</b>	663%	San Francisco	CA	Charles McKinney
185	<b>DailyPay</b>	640%	New York	NY	Stacy Greiner
194	<b>Zensurance</b>	595%	Toronto	ON	Danish Yusuf
196	<b>Relay Payments</b>	595%	Atlanta	GA	Ryan Droege
199	<b>Nova Credit</b>	591%	San Francisco	CA	Misha Esipov
200	<b>TheGuarantors</b>	591%	New York	NY	Julien Bonneville
204	<b>Lucrotec</b>	577%	Rockaway	NJ	Charles D. Spofford
205	<b>BILL</b>	572%	San Jose	CA	René Lacerte
208	<b>Hometap</b>	569%	Boston	MA	Jeffrey Glass

# Winners by industry (cont.)



## Fintech (cont.)

Rank	Company name	% Growth	City	St./Prov.	CEO name
218	<b>SquareWorks Consulting</b>	539%	Boston	MA	Bernardo Enciso
223	<b>Branch</b>	531%	Tampa	FL	Atif Siddiqi
226	<b>SellersFi</b>	523%	Weston	FL	Ricardo Pero
229	<b>Plooto</b>	516%	Toronto	ON	Serguei Kloubkov
236	<b>LoanStar Technologies, Inc.</b>	504%	Swarthmore	PA	Andy Turner
244	<b>Trolley</b>	484%	Westmount	QC	Tim Nixon
251	<b>Loans Canada</b>	456%	Montréal	QC	Scott Satov
253	<b>Groundfloor</b>	455%	Atlanta	GA	Brian Dally
263	<b>PadSplit</b>	440%	Atlanta	GA	Atticus LeBlanc
275	<b>MPOWER Financing</b>	417%	Washington	DC	Emmanuel (Manu) Smadja
279	<b>Global Toll Services</b>	413%	Glenwood	MD	Donald Hubicki
280	<b>Upgrade</b>	412%	San Francisco	CA	Renaud Laplanche
282	<b>FloQast</b>	409%	Los Angeles	CA	Mike Whitmire
306	<b>Paystand</b>	380%	Scotts Valley	CA	Jeremy Almond
313	<b>Roc360</b>	372%	New York	NY	Maksim Stavinsky
318	<b>Zest AI</b>	368%	Burbank	CA	Mike de Vere
326	<b>Chainalysis</b>	360%	New York	NY	Michael Gronager
336	<b>TradingView</b>	350%	Westerville	OH	Oleg Mukhanov
348	<b>Propel</b>	333%	Toronto	ON	Clive Kinross

# Winners by industry (cont.)



## Fintech (cont.)

Rank	Company name	% Growth	City	St./Prov.	CEO name
356	<b>Fundrise</b>	318%	Washington	DC	Benjamin Miller
363	<b>Coconut Software</b>	311%	Saskatoon	SK	Katherine Regnier
365	<b>DocuPhase</b>	310%	Clearwater	FL	Dan Gaertner
366	<b>Octane</b>	310%	New York	NY	Jason Guss
391	<b>Tesorio</b>	280%	San Francisco	CA	Carlos Vega
395	<b>SuperMoney</b>	277%	Santa Ana	CA	Miron Lulic
403	<b>DriveWealth</b>	271%	New York	NY	Michael Blaugrund
407	<b>Remitly</b>	267%	Seattle	WA	Matt Oppenheimer
410	<b>Super.com</b>	266%	San Francisco	CA	Hussein Fazal
415	<b>FundThrough</b>	263%	Toronto	ON	Steven Uster
416	<b>Brex</b>	262%	Salt Lake City	UT	Pedro Franceschi
425	<b>Best Egg</b>	256%	Wilmington	DE	Paul Ricci
448	<b>GoTab Inc.</b>	238%	Arlington	VA	Tim McLaughlin
451	<b>Point</b>	235%	Palo Alto	CA	Eddie Lim
454	<b>F&amp;I Sentinel</b>	232%	Tallahassee	FL	Stephen McDaniel
469	<b>TabaPay, Inc.</b>	223%	Mountain View	CA	Rodney Robinson
481	<b>RoadSync</b>	215%	Atlanta	GA	Robin Gregg
495	<b>Zone &amp; Co</b>	204%	Boston	MA	Thomas Kim
496	<b>Cost Segregation Authority, LLC</b>	204%	Lindon	UT	Chris Streit

# Winners by industry (cont.)

 <b>Digital content/media/entertainment</b>					
Rank	Company name	% Growth	City	St./Prov.	CEO name
8	<b>PrizePicks</b>	16,119%	Atlanta	GA	Mike Ybarra
30	<b>Gamefam</b>	6,390%	Los Angeles	CA	Joe Ferencz
71	<b>Vivid Seats Inc.</b>	1,932%	Chicago	IL	Stan Chia
73	<b>Fun Express Inc.</b>	1,900%	Irvine	CA	Unna Patel
107	<b>Live Nation Entertainment, Inc.</b>	1,122%	Beverly Hills	CA	Michael Rapino
112	<b>Showpass</b>	1,063%	Calgary	AB	Lucas McCarthy
224	<b>Fubo</b>	528%	New York	NY	David Gandler
238	<b>DraftKings</b>	496%	Boston	MA	Jason Robins
243	<b>Potloc</b>	490%	Montréal	QC	Rodolphe Barrere
278	<b>Overtime</b>	414%	Brooklyn	NY	Dan Porter
281	<b>Lü</b>	411%	Quebec	QC	Vincent Routhier
330	<b>CRAFTSMAN+</b>	352%	Miami Beach	FL	Alex Merutka
351	<b>LiveBarn</b>	329%	Montréal	QC	Farrel Miller
385	<b>Launch Potato</b>	284%	Delray Beach	FL	Greg Van Horn
411	<b>HAAWK</b>	266%	Studio City	CA	Ryan Born
486	<b>Eventbrite, Inc.</b>	208%	San Francisco	CA	Julia Hartz

# Winners by industry (cont.)



## Hardware & semiconductors

Rank	Company name	% Growth	City	St./Prov.	CEO name
114	<b>PixMob</b>	1,033%	Montréal	QC	Vincent Leclerc
131	<b>SendCutSend</b>	883%	Reno	NV	Jim Belosic
172	<b>Site 2020</b>	686%	Dartmouth	NS	Mitchell Hollohan
188	<b>SpotOn GPS Fence</b>	623%	Manchester	NH	Paul Mangano
207	<b>Navitas Semiconductor</b>	571%	Torrance	CA	Gene Sheridan
210	<b>MineSense Technologies Ltd.</b>	555%	Vancouver	BC	Jeff More
215	<b>Pura</b>	546%	Pleasant Grove	UT	Bruno Lima
285	<b>VORAGO Technologies</b>	408%	Austin	TX	Bernd Lienhard
324	<b>Wavelynx</b>	361%	Broomfield	CO	Robert Lydic
341	<b>Ouster, Inc.</b>	341%	San Francisco	CA	Angus Pacala
371	<b>Velo3D, Inc.</b>	308%	Campbell	CA	Brad Kreger
375	<b>Novarc Technologies Inc.</b>	302%	North Vancouver	BC	Soroush Karimzadeh
488	<b>UgoWork</b>	207%	Quebec	QC	Philippe Beauchamp
500	<b>Stromcore Energy Inc.</b>	201%	Mississauga	ON	Maxime Vidricaire

# Winners by industry (cont.)



## Energy & sustainability technology

Rank	Company name	% Growth	City	St./Prov.	CEO name
28	<b>Oxygen8 Solutions Inc.</b>	6,610%	Vancouver	BC	James Dean
44	<b>GHGSat</b>	3,436%	Montréal	QC	Stephane Germain
59	<b>AiDash</b>	2,369%	Palo Alto	CA	Abhishek Vinod Singh
63	<b>Whisker Labs, Inc.</b>	2,257%	Germantown	MD	Robert Marshall
64	<b>SWTCH</b>	2,154%	Toronto	ON	Carter Li
81	<b>Xos, Inc.</b>	1,586%	Los Angeles	CA	Dakota Semler
110	<b>Regrow Ag</b>	1,090%	Durham	NH	Anastasia Volkova
119	<b>Ground Effects Environmental Services Inc.</b>	1,002%	RM of Sherwood	SK	Sean Frisky
124	<b>CarboNet</b>	967%	Vancouver	BC	Amielle Lake
130	<b>Pineapple Energy Inc.</b>	886%	Minnetonka	MN	Scott Maskin
141	<b>GoBolt</b>	823%	Toronto	ON	Mark Ang
186	<b>Food Cycle Science</b>	637%	Ottawa	ON	Brad Crepeau
206	<b>Viridi</b>	571%	Buffalo	NY	Jon M. Williams
233	<b>Aurora Solar</b>	511%	San Francisco	CA	Christopher Hopper
331	<b>Corinex</b>	352%	Vancouver	BC	Peter Sobotka
338	<b>Budderfly</b>	347%	Shelton	CT	Al Subbloie
432	<b>Systems With Intelligence Inc.</b>	248%	Mississauga	ON	Angelo Rizzo
436	<b>Omnidian</b>	246%	Seattle	WA	Mark Liffmann
467	<b>Electrovaya</b>	224%	Mississauga	ON	Raj DasGupta
478	<b>Envo Drive Systems Inc.</b>	217%	Burnaby	BC	Ali Kazemkhani



# Winners by industry (cont.)



## Communications/Networking

Rank	Company name	% Growth	City	St./Prov.	CEO name
102	<b>Caliola Engineering, LLC</b>	1,178%	Colorado Springs	CO	Jennifer Halford
222	<b>Relay, Inc.</b>	534%	Raleigh	NC	Chris Chuang
293	<b>Aligned Data Centers</b>	398%	Plano	TX	Andrew Schaap
360	<b>ContactMonkey</b>	314%	Toronto	ON	Scott Pielsticker
362	<b>Discord</b>	312%	San Francisco	CA	Jason Citron
465	<b>Crexendo, Inc.</b>	225%	Tempe	AZ	Jeff Korn
489	<b>DataBank</b>	206%	Dallas	TX	Raul K. Martynek

# Contacts

## **China Widener**

US Industry Leader  
Technology, Media, and Telecom  
Deloitte Consulting LLP

## **Christie Simons**

National Audit & Assurance Leader  
Technology, Media, and Telecom  
Deloitte & Touche LLP

## **Anders McKenzie**

Canada Industry Leader  
Technology, Media, and Telecom  
Deloitte Canada  
[@andersmckenzie](#)

## **Heather Gates**

National Emerging Growth  
Company Leader  
Deloitte & Touche LLP  
[@HeatherGatesM](#)

## **Gavin Graves**

US Program Manager  
Technology Fast 500  
Deloitte Services LP  
[@Gavin\\_Graves](#)

## **Nadine Ulrich**

Canada Program Manager  
Technology Fast 500  
Deloitte Canada



# More information

North America Technology Fast 500  
[www.Fast500.com](http://www.Fast500.com)

For general questions contact:  
[Fast500@deloitte.com](mailto:Fast500@deloitte.com)

For PR/media questions contact:  
[Fast500MediaPR@deloitte.com](mailto:Fast500MediaPR@deloitte.com)

Asia Pacific Technology Fast 500  
[Fast500@deloitte.com](mailto:Fast500@deloitte.com)

EMEA Technology Fast 500  
[EMEAFast500@deloitte.co.uk](mailto:EMEAFast500@deloitte.co.uk)

Follow us on X at:  
[@DeloitteTMT](https://twitter.com/DeloitteTMT) and [#Fast500](https://twitter.com/Fast500)

**500**<sup>TM</sup>  
**Technology Fast 500**  
**2024 NORTH AMERICA**  
.....  
30 YEARS OF INNOVATION

# Deloitte.



## About Deloitte

Deloitte refers to one or more of Deloitte Touche Tohmatsu Limited, a UK private company limited by guarantee (“DTTL”), its network of member firms, and their related entities. DTTL and each of its member firms are legally separate and independent entities. DTTL (also referred to as “Deloitte Global”) does not provide services to clients. In the United States, Deloitte refers to one or more of the US member firms of DTTL, their related entities that operate using the “Deloitte” name in the United States, and their respective affiliates. Certain services may not be available to attest clients under the rules and regulations of public accounting. Please see [www.deloitte.com/about](http://www.deloitte.com/about) to learn more about our global network of member firms.

Copyright © 2024 Deloitte Development LLC. All rights reserved.

# 500<sup>TM</sup>

**Technology Fast 500**  
**2024 NORTH AMERICA**

.....  
30 YEARS OF INNOVATION