




Deloitte's 2015 Technology Fast 500™ **Powerful connections**



 @DeloitteTMT
#Fast500

Recognizing
GROWTH

ANNUAL RANKING OF THE FASTEST GROWING TECHNOLOGY COMPANIES IN NORTH AMERICA

About Deloitte's Technology Fast 500

About Deloitte's Technology Fast 500

The Technology Fast 500 is the leading technology awards program in North America (U.S. and Canada) with 2015 being its twenty-first year. Combining technological innovation, entrepreneurship and rapid growth, Fast 500 companies — large, small, public, and private — span a variety of industry sectors. These companies are on the cutting edge and are transforming the way we do business today.

Selection and qualifying criteria

The Technology Fast 500 provides a ranking of the fastest growing technology, media, telecommunications, life sciences and energy tech companies — both public and private — in North America (U.S. and Canada). Technology Fast 500 award winners for 2015 are selected based on percentage fiscal year revenue growth during the period from 2011 to 2014.

In order to be eligible for Technology Fast 500 recognition, companies must own proprietary intellectual property or technology that is sold to customers in products that contribute to a majority of the company's operating revenues. Companies must have base-year (2011) operating revenues of at least \$50,000 USD or CD, and current-year (2014) operating revenues of at least \$5 million USD or CD. Additionally, companies must be in business for a minimum of four years, and be headquartered within North America.

This ranking is compiled from applications submitted directly to the Technology Fast 500 Web site, and public company database research conducted by Deloitte LLP.

Program information

If you would like to learn more about the 2015 program, please Register [here](#) to receive e-mail alerts or enter <https://deloittesurvey.deloitte.com/Community/se.ashx?s=3FC11B2652A47070> in your browser.

To download a copy of 2015 ranking go to www.Fast500.com.

The Top 10









Rank	Company name	Primary industry	% Growth	City	St./Prov.	CEO name
1	StartApp	Software	21,984%	New York	NY	Gil Dudkiewicz
2	Scopely	Digital content/media/entertainment	19,569%	Culver City	CA	Walter Driver
3	Corvus Energy	Energy tech	16,943%	Richmond	BC	Andrew Morden
4	Supernus Pharmaceuticals, Inc.	Biotechnology/pharmaceutical	15,099%	Rockville	MD	Jack A. Khattar
5	Aquantia	Semiconductor	7,498%	San Jose	CA	Faraj Aalaei
6	Nimble Storage, Inc.	Electronic devices/hardware	7,380%	San Jose	CA	Suresh Vasudevan
7	The Trade Desk	Software	6,949%	Ventura	CA	Jeff Green
8	Intersect ENT	Medical devices	6,793%	Menlo Park	CA	Lisa Earnhardt
9	Eyeview	Digital content/media/entertainment	5,593%	New York	NY	Oren Harnevo
10	App Annie	Software	5,383%	San Francisco	CA	Bertrand Schmitt

Software sector

led all industry categories with
283 companies

67% 
of the companies have received
venture capital funding
in their company's history

Industry Percentage Growth by Year

	2005	2006	2007	2008	2009	2010	2011	2012	2013	2014	2015*
 Biotechnology/ pharmaceutical	1,420%	1,674%	1,642%	4,751%	4,549%	4,569%	1,919%	3,734%	2,717%	940%	938%
 Communications/ networking	2,242%	3,778%	1,954%	4,484%	3,289%	4,496%	1,885%	5,025%	1,786%	447%	553%
 Digital content/ media/entertainment	3,983%	2,067%	2,613%	1,804%	3,821%	822%	1,559%	2,565%	3,110%	1,393%	1,210%
 Electronic devices/ hardware	1,064%	2,227%	1,141%	2,653%	2,076%	4,163%	320%	257%	1,877%	5,521%	1,058%
 Energy tech	**	**	**	**	2,777%	4,126%	3,212%	11,032%	1,873%	1,179%	1,628%
 Medical devices	3,129%	1,553%	1,307%	1,779%	2,321%	703%	2,582%	931%	2,829%	1,020%	1,097%
 Semiconductor	4,302%	2,399%	2,289%	1,457%	3,686%	589%	1,027%	838%	4,512%	1,205%	1,542%
 Software	2,400%	1,834%	1,741%	2,820%	975%	1,009%	1,590%	982%	2,503%	1,881%	667%
Grand Total	2,408%	2,149%	1,823%	3,043%	2,486%	2,361%	1,742%	2,774%	2,599%	1,640%	850%

* 2015 growth rates were computed over 3 years. All others presented were computed over 4 years.

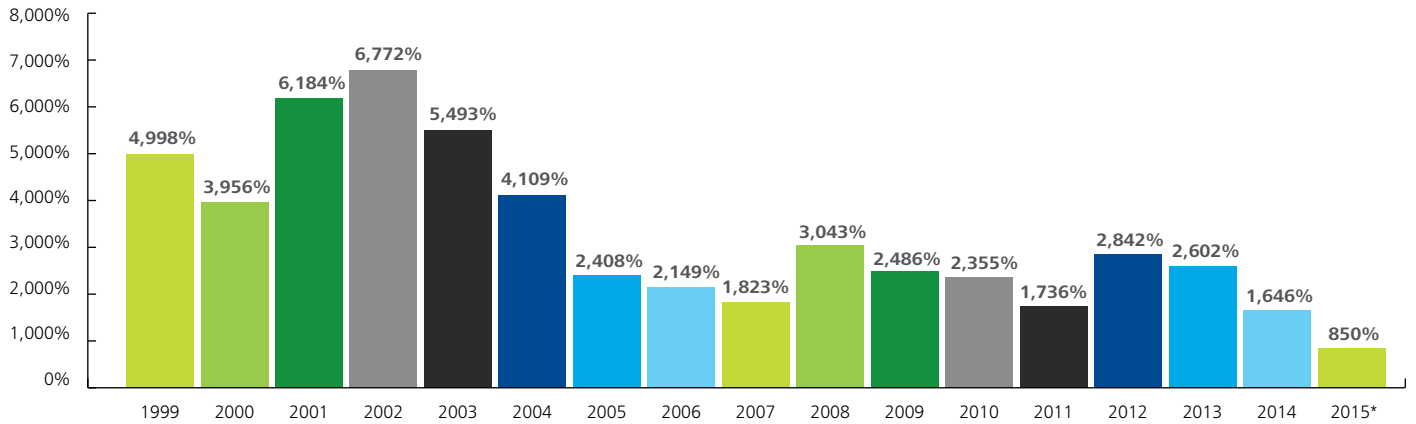
** Category was not available.

Three-year
growth ranged
from **109%** to
21,984%

89
companies had
1,000%
growth or higher




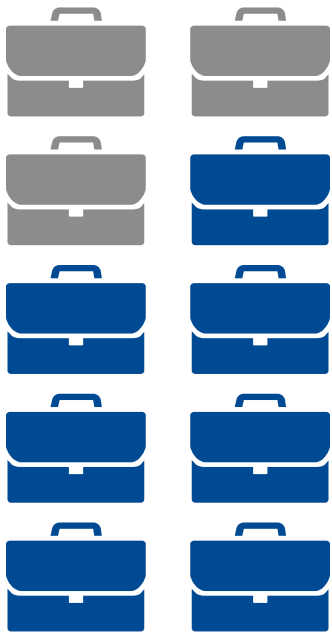
Technology Fast 500 Companies Average Percentage Growth Rate



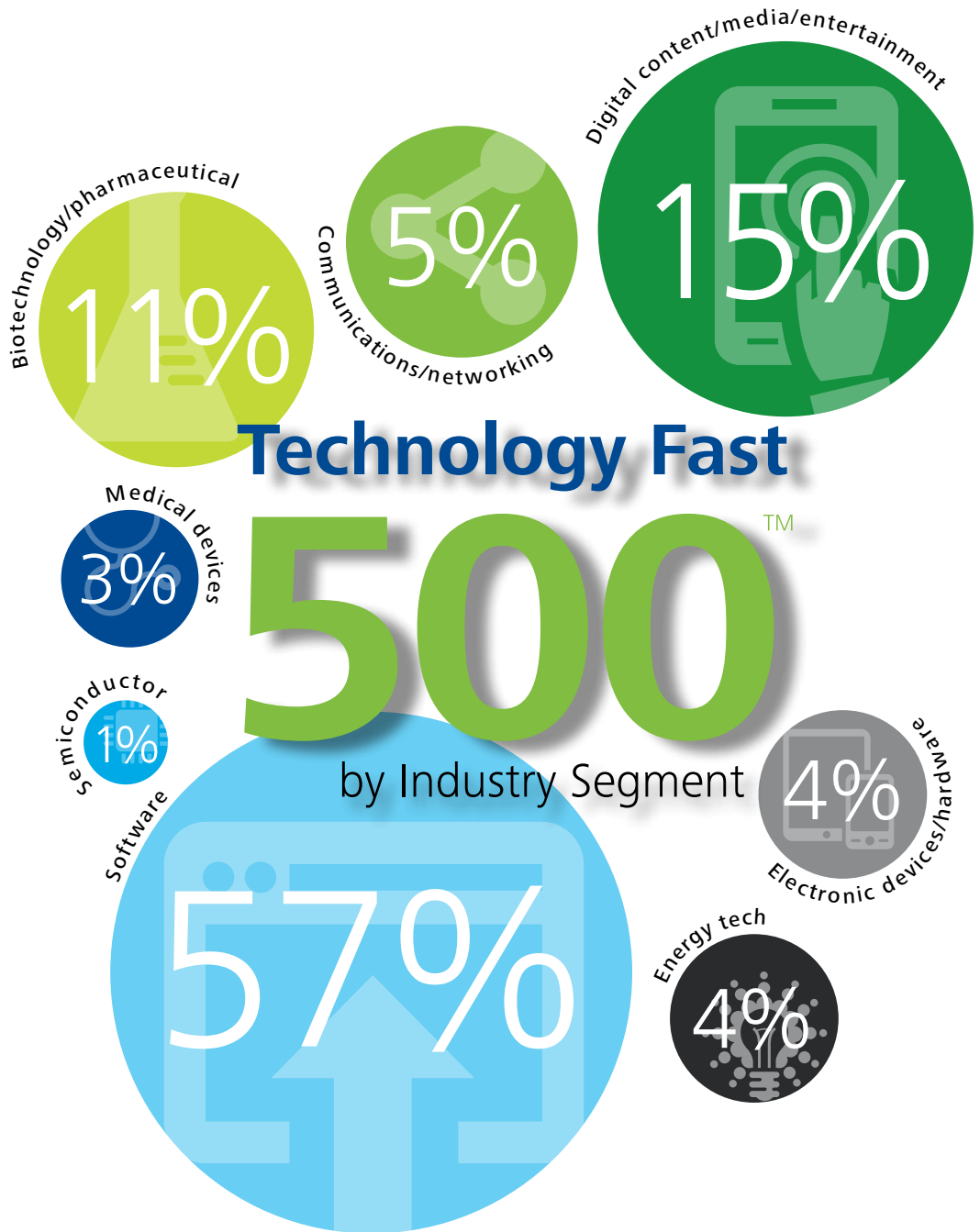
* 2015 growth rates were computed over 3 years. All others presented were computed over 4 years.

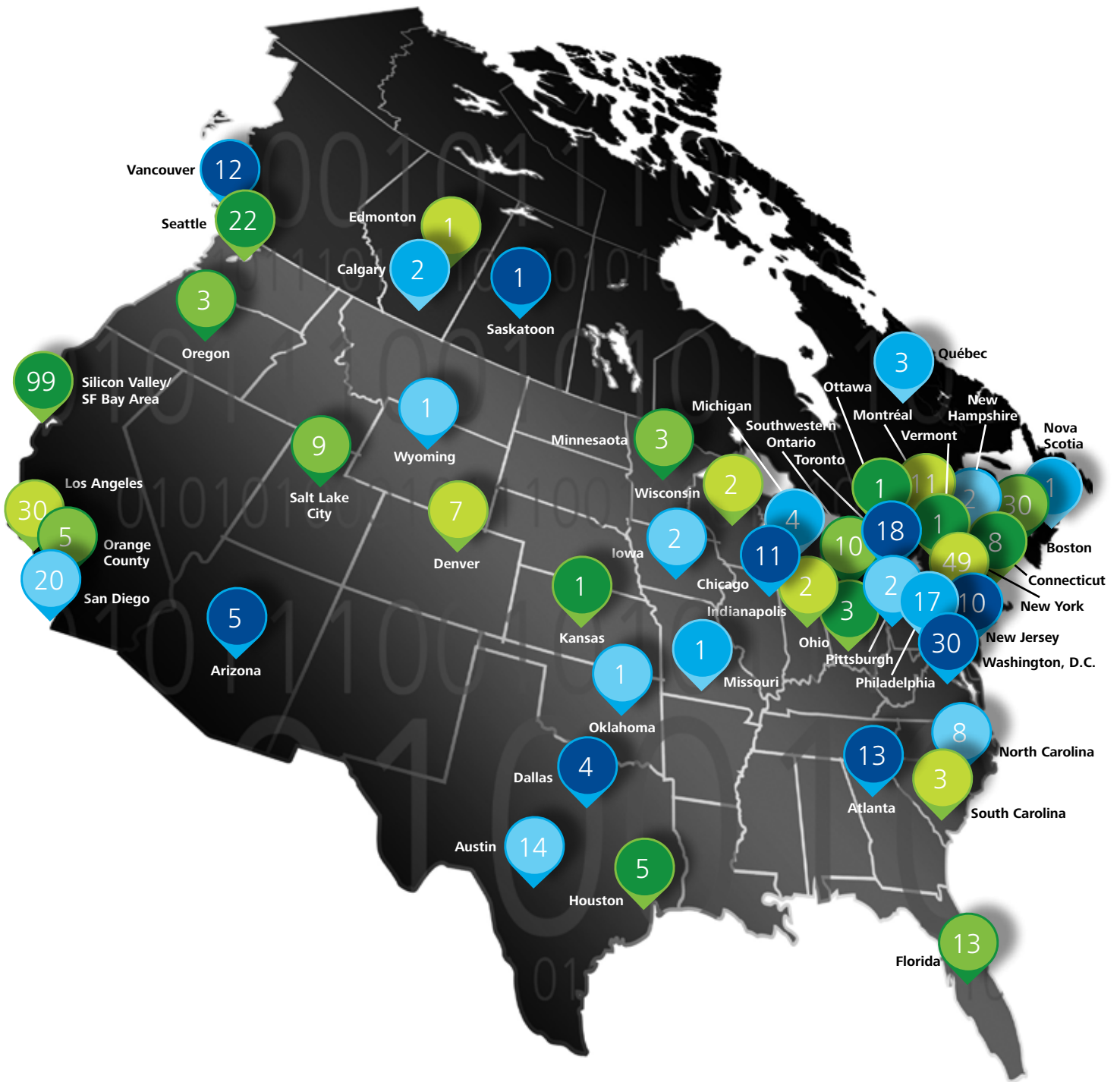
 **67%**
are **private**

33%
are **public** 



7 of the
top 10
are **private**
companies





2015 Technology Fast 500 Companies by Company Headquarters

The List

The following listing has been sorted by industry and rank. To view the list by overall ranking, visit www.Fast500.com. Ranking determined based on a tenth of a percentile.

Biotechnology/pharmaceutical					
Rank	Company name	% Growth	City	St./Prov.	CEO name
4	Supernus Pharmaceuticals, Inc.	15,099%	Rockville	MD	Jack A. Khattar
15	Tetraphase Pharmaceuticals	4,818%	Watertown	MA	Guy Macdonald, B.Sc.
17	Osiris Therapeutics, Inc.	4,640%	Columbia	MD	Lode Debrabandere, Ph.D.
19	Aradigm Corporation	4,143%	Hayward	CA	Igor Gonda, Ph.D.
35	bluebird bio, Inc.	2,782%	Cambridge	MA	Nick Leschly
48	Biodesix, Inc.	2,019%	Boulder	CO	David Brunel
71	Orexigen Therapeutics, Inc.	1,162%	La Jolla	CA	Michael Narachi
74	Lexicon Pharmaceuticals, Inc.	1,136%	The Woodlands	TX	Lonnel Coats
80	BioDelivery Sciences International, Inc.	1,094%	Raleigh	NC	Mark A. Sirgo, Pharm. D.
81	Medivation, Inc.	1,077%	San Francisco	CA	David Hung, M.D.
82	Cytokinetics, Inc.	1,074%	South San Francisco	CA	Robert I. Blum
92	ADMA Biologics, Inc.	969%	Ramsey	NJ	Adam S. Grossman
113	Intrexon	798%	Blacksburg	VA	Randal J. Kirk
140	TherapeuticsMD, Inc.	620%	Boca Raton	FL	Robert Finizio
158	Regeneron Pharmaceuticals, Inc.	532%	Tarrytown	NY	Leonard S. Schleifer, M.D., Ph.D.
165	Epizyme, Inc.	496%	Cambridge	MA	Robert Bazemore
176	Incyte Corporation	442%	Wilmington	DE	Hervé Hoppenot
193	OncoGenex Pharmaceuticals Inc.	393%	Bothell	WA	Scott Cormack
204	Biota Pharmaceuticals Incorporated	363%	Alpharetta	GA	Joseph Patti, Ph.D.
218	Sangamo BioSciences, Inc.	345%	Richmond	CA	Edward Lanphier
226	Akorn, Inc.	333%	Lake Forest	IL	Raj Rai
227	Teligent	332%	Buena	NJ	Jason Grenfell-Gardner
246	BiolQ	300%	Santa Barbara	CA	Justin Bellante
250	GlycoMimetics, Inc.	294%	Gaithersburg	MD	Rachel K. King
251	Oxford Immunotec, Inc.	292%	Marlborough	MA	Peter Wrighton-Smith Ph.D.
283	AxoGen, Inc.	247%	Alachua	FL	Karen Zaderej
285	Valeant Pharmaceuticals International, Inc.	240%	Bridgewater	NJ	J. Michael Pearson
286	Dexcom, Inc.	240%	San Diego	CA	Kevin Sayer
290	Cancer Genetics, Inc.	238%	Rutherford	NJ	Panna Sharma
300	OPKO Health Inc.	226%	Miami	FL	Phillip Frost, M.D.
311	ImmunoGen, Inc.	210%	Waltham	MA	Daniel M. Junius
323	Seattle Genetics, Inc.	203%	Bothell	WA	Clay B. Siegall, Ph.D.
328	Merrimack Pharmaceuticals, Inc.	200%	Cambridge	MA	Robert J. Mulroy
330	Agios Pharmaceuticals	199%	Cambridge	MA	David Schenkein, M.D.
331	Gilead Sciences, Inc.	197%	Foster City	CA	John C. Martin, Ph.D.
332	Depomed, Inc.	194%	Newark	CA	James A. Schoeneck
338	Arena Pharmaceuticals, Inc.	191%	San Diego	CA	Jack Lief
349	Alexion	185%	Cheshire	CT	David Hallal
355	Nektar Therapeutics	181%	San Francisco	CA	Howard W. Robin

Biotechnology/pharmaceutical

Rank	Company name	% Growth	City	St./Prov.	CEO name
356	HealthEquity	181%	Draper	UT	Jon Kessler
363	OutcomesMTM	178%	West Des Moines	IA	Tom Halterman
376	Fluidigm Corporation	172%	South San Francisco	CA	Gajus Worthington
380	LabConnect	171%	Seattle	WA	Eric Hayashi
383	NanoString Technologies, Inc.	167%	Seattle	WA	Brad Gray
402	Lannett Company, Inc.	156%	Philadelphia	PA	Arthur P. Bedrosian, J.D.
413	Agenus Inc.	153%	Lexington	NY	Garo H. Armen, Ph.D.
416	Alder Biopharmaceuticals Inc.	151%	Bothell	WA	Randall C. Schatzman, Ph.D.
449	Repligen Corporation	133%	Waltham	MA	Tony J. Hunt
463	Apricus Biosciences, Inc.	126%	San Diego	CA	Richard W. Pascoe
467	BioLife Solutions, Inc.	124%	Bothell	WA	Michael Rice
488	Keryx Biopharmaceuticals, Inc.	117%	New York	NY	Greg Madison
490	Isis Pharmaceuticals, Inc.	116%	Carlsbad	CA	Stanley T. Crooke, M.D., Ph.D.
493	Ligand Pharmaceuticals, Inc.	115%	La Jolla	CA	John Higgins
498	Sucampo Pharmaceuticals, Inc.	111%	Bethesda	MD	Peter Greenleaf

Communications/networking

Rank	Company name	% Growth	City	St./Prov.	CEO name
22	ZipRecruiter, Inc.	3,704%	Santa Monica	CA	Ian Siegel
41	ARC Group Worldwide, Inc.	2,403%	Longmont	CO	Jason T. Young
43	iotum	2,327%	Toronto	ON	Jason Martin
86	Acacia Communications Inc.	1,042%	Maynard	MA	Raj Shanmugaraj
157	Nextivity, Inc.	533%	San Diego	CA	Werner Sievers
170	TeleWorld Solutions, Inc.	485%	Chantilly	VA	Shervin Gerami
191	Prepay Nation	397%	Berwyn	PA	Anurag Jain
197	ARRIS Group, Inc.	389%	Suwanee	GA	Robert J. Stanzione
225	Casa Systems	335%	Andover	MA	Jerry Guo
245	Aerohive Networks	304%	Sunnyvale	CA	David Flynn
263	Proficio	275%	Carlsbad	CA	Brad Taylor
287	Nextiva	239%	Scottsdale	AZ	Tomas Gorny
299	nexVortex	226%	Herndon	VA	Fred Fromm
325	One Source Networks	202%	Austin	TX	Ernest Cunningham
326	RigNet, Inc.	202%	Houston	TX	Mark Slaughter
334	Nexcess.Net, LLC	192%	Southfield	MI	Chris Wells
342	CenTrak, Inc.	188%	Newtown	PA	Ari Naim, Ph.D.
365	Evolve IP	176%	Wayne	PA	Thomas J. Gravina
372	Applied Optoelectronics, Inc.	173%	Sugar Land	TX	Thompson Lin, Ph.D.
374	Ruckus Wireless, Inc.	172%	Sunnyvale	CA	Selina Lo
395	KEMP Technologies	161%	New York	NY	Ray Downes
401	Campus Explorer	156%	Santa Monica	CA	Brian Hartnack

Communications/networking

Rank	Company name	% Growth	City	St./Prov.	CEO name
426	Star2Star Communications	143%	Sarasota	FL	Norman Worthington
453	Gigamon Inc.	131%	Santa Clara	CA	Paul Hooper
456	Ooma	130%	Palo Alto	CA	Eric Stang
460	GTT Communications, Inc.	127%	McLean	VA	Rick Calder
471	Grandstream Networks Inc.	122%	Boston	MA	David Li

Digital content/media/entertainment

Rank	Company name	% Growth	City	St./Prov.	CEO name
2	Scopely	19,569%	Culver City	CA	Walter Driver
9	Eyeview	5,593%	New York	NY	Oren Harnevo
12	SearchMarketeters.com	5,202%	Irvine	CA	Joe Britton
16	FanDuel	4,773%	New York	NY	Nigel Eccles
20	AdTheorent	4,029%	New York	NY	Anthony Iacovone
23	Amaya Inc.	3,645%	Pointe-Claire	QB	David Baazov
26	NewsCred	3,570%	New York	NY	Shafqat Islam
29	Contently	3,329%	New York	NY	Joe Coleman
39	Budge Studios	2,487%	Montreal	QB	David Lipis
40	AudioMicro, Inc.	2,474%	Sherman Oaks	CA	Brett Johnson
44	ScoreBig	2,287%	Los Angeles	CA	David Goldberg
45	Optimatic Media, Inc.	2,254%	New York	NY	Chris Pfluger
49	Ranker.com	2,000%	Los Angeles	CA	Clark Benson
54	Adrenaline Amusements	1,683%	Terrebonne	QB	Francois Lachance
56	AppNexus	1,502%	New York	NY	Brian O'Kelley
64	Integral Ad Science	1,308%	New York	NY	Scott Knoll
65	HootSuite	1,250%	Vancouver	BC	Ryan Holmes
67	Tongal	1,230%	Santa Monica	CA	Rob Salvatore
68	Twitter, Inc.	1,220%	San Francisco	CA	Dick Costolo
84	PulsePoint	1,072%	New York	NY	Sloan Gaon
95	Pluralsight	944%	Farmington	UT	Aaron Skonnard
98	WeWork Companies, Inc.	898%	New York	NY	Adam Neumann
102	PMG	856%	Fort Worth	TX	George Popstefanov
103	Kabam	853%	San Francisco	CA	Kevin Chou
108	Total Apps, Inc.	840%	Aliso Viejo	CA	Linda Pasinli
114	Q1Media	797%	Austin	TX	Phil Banfield
121	PK4 Media, Inc.	699%	El Segundo	CA	Tom Alexander
122	Mindable	694%	Sherwood Park	AB	Daniel Matishak
124	180fusion	684%	Los Angeles	CA	Scott Cohen
127	JUICE Mobile	678%	Toronto	ON	Neil Sweeney
141	Accordant Media	614%	New York	NY	Arthur Muldoon
144	Addictive Mobility	596%	Toronto	ON	Naveed Ahmad
148	Sojern	573%	San Francisco	CA	Mark Rabe

Digital content/media/entertainment

Rank	Company name	% Growth	City	St./Prov.	CEO name
149	Pandora Media, Inc.	568%	Oakland	CA	Brian McAndrews
171	xAd Inc.	473%	New York	NY	Dipanshu Sharma
175	ContextMedia	453%	Chicago	IL	Rishi Shah
189	MobileFuse	401%	New York	NY	Ken Harlan
192	Zillow Group	393%	Seattle	WA	Spencer Rascoff
196	AskingCanadians	390%	Toronto	ON	Adam Froman
199	WeddingWire	381%	Chevy Chase	MD	Timothy Chi
210	Yelp Inc.	353%	San Francisco	CA	Jeremy Stoppelman
214	Care.com, Inc.	349%	Waltham	MA	Sheila Lirio Marcelo
215	Precise Leads, Inc.	349%	New York	NY	Tony Franzese
224	Digital Extremes	336%	London	ON	Michael Schmalz
231	Tracx	326%	New York	NY	Rick Rudman
232	LinkedIn Corporation	325%	Mountain View	CA	Jeff Weiner
233	Issuer Direct Corporation	322%	Morrisville	NC	Brian R. Balbirnie
235	MeetMe, Inc.	319%	New Hope	PA	Geoffrey Cook
241	Big Blue Bubble	309%	London	ON	Vikas Gupta
260	ReviMedia	282%	New York	NY	Frans Van Hulle
265	Rise Interactive	273%	Chicago	IL	Jon Morris
275	VideoBlocks	253%	Reston	VA	Joel Holland
278	Angie's List, Inc.	250%	Indianapolis	IN	J. Mark Howell
294	Facebook, Inc.	236%	Menlo Park	CA	Mark Zuckerberg
315	FlowPlay	207%	Seattle	WA	Derrick Morton
340	Klick	188%	Toronto	ON	Leerom Segal
346	L2TMedia	187%	Evanston	IL	Liz Prior; Tom Moorhead
369	Vitals	175%	Lyndhurst	NJ	Heyward Donigan
370	Web.com Group, Inc.	173%	Jacksonville	FL	David Brown
371	Shutterstock, Inc.	173%	New York	NY	Jon Oringer
379	TrueCar	171%	Santa Monica	CA	Scott Painter
386	Madison Logic	166%	New York	NY	Tom O'Regan
387	Digital Turbine, Inc.	166%	Austin	TX	Bill Stone
409	Blucora, Inc.	154%	Bellevue	WA	William J. Ruckelshaus
421	Mashable	148%	New York	NY	Pete Cashmore
423	Salesforce.com, Inc.	146%	San Francisco	CA	Marc Benioff
424	LifeLock, Inc.	145%	Tempe	AZ	Todd Davis
428	Coupons.com Inc.	143%	Mountain View	CA	Steven Boal
451	Athenahealth, Inc.	132%	Watertown	MA	Jonathan Bush
454	Prizm Media Inc.	130%	Vancouver	BC	Zeeshan Hayat
457	Medialab 3D Solutions	129%	Tampa	FL	Bruce VanWingerden
478	Sizmek Inc.	120%	Austin	TX	Neil Nguyen
479	Capterra	120%	Arlington	VA	Michael Ortner
485	CPXi	118%	New York	NY	Mike Seiman
492	Motive Interactive, Inc.	116%	San Diego	CA	Brendan Smith

Electronic devices/hardware

Rank	Company name	% Growth	City	St./Prov.	CEO name
6	Nimble Storage, Inc.	7,380%	San Jose	CA	Suresh Vasudevan
14	fitbit, inc.	5,041%	San Francisco	CA	James Park
87	Aeryon Labs Inc.	1,032%	Waterloo	ON	Dave Kroetsch
94	WaferGen Biosystems Inc.	952%	Fremont	CA	Rolland D. Carlson, Ph.D.
106	Violin Memory, Inc.	845%	Santa Clara	CA	Kevin DeNuccio
150	4moms	563%	Pittsburgh	PA	Rob Daley
152	Eddyfi	561%	Quebec	QB	Martin Theriault
166	GoPro, Inc.	495%	San Mateo	CA	Nicholas Woodman
173	ARCA	462%	Mebane	NC	Mort O'Sullivan
198	Stratasys Ltd.	381%	Eden Prairie	MN	David Reis
282	Cemtrex Inc.	247%	Farmingdale	NY	Saagar Govil
351	3D Systems	184%	Rock Hill	SC	Avi N. Reichental
373	Packsize	173%	Salt Lake City	UT	Hanko Kiessner
399	BrightSign	158%	Los Gatos	CA	Jeff Hastings
404	Gogo	155%	Chicago	IL	Michael Small
411	Futura Mobility	154%	Fort Washington	PA	David Gulian
435	Cray Inc.	138%	Seattle	WA	Peter J. Ungaro
465	Allied Motion Technologies, Inc.	125%	Amherst	NY	Richard S. Warzala

Energy tech

Rank	Company name	% Growth	City	St./Prov.	CEO name
3	Corvus Energy	16,943%	Richmond	BC	Andrew Morden
32	Greensmith	3,209%	Reston	VA	John Jung
47	Noribachi	2,051%	Harbor City	CA	Farzad Dibachi
58	Clean Energy Experts	1,473%	Manhattan Beach	CA	Beau Peelle Ph.D.; Eren Atesmen
59	Tesla Motors	1,466%	Palo Alto	CA	Elon Musk
77	Proterra	1,121%	Burlingame	CA	Ryan Popple
101	WellDog	858%	Laramie	WY	John Pope
119	Revolution Lighting Technologies, Inc.	755%	Stamford	CT	Robert V. LaPenta
155	EcoSense	556%	Los Angeles	CA	Mark Reynoso
203	Atlas RFID Solutions, LLC	368%	Birmingham	AL	Robert Fuqua
221	Profire Energy Inc.	341%	Lindon	UT	Brenton Hatch
223	EnSync, Inc.	336%	Menomonee Falls	WI	Eric Apfelbach
229	Blue Pillar	330%	Frederick	MD	Tom Willie
230	SolarCity	328%	San Mateo	CA	Lyndon Rive
309	Universal Display Corporation	212%	Ewing	NJ	Steven V. Abramson
337	Geoforce	191%	Coppell	TX	James MacLean
450	Plug Power	132%	Latham	NY	Andy Marsh
455	Enphase Energy	130%	Petaluma	CA	Paul Nahi
466	APS Technology	125%	Wallingford	CT	William E. Turner

Medical devices

Rank	Company name	% Growth	City	St./Prov.	CEO name
8	Intersect ENT	6,793%	Menlo Park	CA	Lisa Earnhardt
30	Ellipse Technologies, Inc.	3,240%	Aliso Viejo	CA	Ed Roschak
52	Sequenom	1,722%	San Diego	CA	William Welch
69	OrthoAccel Technologies, Inc.	1,171%	Bellaire	TX	Michael K. Lowe
90	MobileHelp	983%	Boca Raton	FL	Robert Flippo
100	SurgiQuest, Inc.	877%	Milford	CT	Kurt Azarbarzin
109	TearLab Corporation	828%	San Diego	CA	Elias Vamvakas
161	GenMark Diagnostics, Inc.	511%	Carlsbad	CA	Hany Massarany
270	Inogen	267%	Goleta	CA	Ray Huggenberger
291	HeartWare International, Inc.	236%	Framingham	MA	Doug Godshall
344	Ulthera, Inc.	187%	Mesa	AZ	Matt Likens
358	Amendia, Inc.	180%	Marietta	GA	Jeff Smith
389	Cynosure, Inc.	164%	Westford	MA	Michael R. Davin
403	ZELTIQ Aesthetics, Inc.	156%	Pleasanton	CA	Mark J. Foley
474	Unilife Corporation	121%	York	PA	Alan Shortall
495	Vasomedical, Inc.	113%	Westbury	NY	Jun Ma, Ph.D.

Semiconductor

Rank	Company name	% Growth	City	St./Prov.	CEO name
5	Aquantia	7,498%	San Jose	CA	Faraj Aalaei
31	Quantenna	3,230%	Fremont	CA	Sam Heidari
123	NeuroSky, Inc.	693%	San Jose	CA	Stanley Yang
249	GainSpan Corporation	297%	San Jose	CA	Greg Winner
312	5N Plus Inc.	209%	Saint-Laurent	QB	Jacques L'Ecuyer
393	InvenSense, Inc.	162%	San Jose	CA	Behrooz Abdi
439	API Technologies Corp.	136%	Orlando	FL	Robert Tavares
500	CoolIT Systems Inc.	109%	Calgary	AB	Geoff Lyon

Software

Rank	Company name	% Growth	City	St./Prov.	CEO name
1	StartApp	21,984%	New York	NY	Gil Dudkiewicz
7	The Trade Desk	6,949%	Ventura	CA	Jeff Green
10	App Annie	5,383%	San Francisco	CA	Bertrand Schmitt
11	Signal	5,241%	Chicago	IL	Mike Sands
13	MediaAlpha	5,057%	Redmond	WA	Steve Yi
18	CENX, Inc.	4,354%	Ottawa	ON	Ed Ogonek
21	Sprout Social	3,966%	Chicago	IL	Justyn Howard
24	Prosper Marketplace	3,618%	San Francisco	CA	Aaron Vermut
25	Cardlytics	3,597%	Atlanta	GA	Scott Grimes

Software

Rank	Company name	% Growth	City	St./Prov.	CEO name
27	Cognitive Medical Systems	3,502%	San Diego	CA	Emory Fry, M.D.
28	OneLogin Incorporated	3,447%	San Francisco	CA	Thomas Pedersen
33	Toptal	2,861%	San Francisco	CA	Taso Du Val
34	Visual BI Solutions	2,783%	Plano	TX	Gopal Krishnamurthy
36	Tapad	2,769%	New York	NY	Are Traasdahl
37	GiftCardBin	2,624%	West Sacramento	CA	Michelle Kille
38	Intercloud Systems, Inc.	2,611%	Shrewsbury	NJ	Mark Munro
42	Offerpop	2,394%	New York	NY	Wendell Lansford
46	Tealium	2,195%	San Diego	CA	Jeff Lunsford
50	Welltok	1,868%	Denver	CO	Jeff Margolis
51	Chef Software	1,822%	Seattle	WA	Barry Crist
53	Delphix	1,713%	Menlo Park	CA	Jedidiah Yueh
55	Jana	1,657%	Boston	MA	Nathan Eagle
57	Modernizing Medicine	1,494%	Boca Raton	FL	Daniel Cane
60	CoverMyMeds	1,453%	Columbus	OH	D. Alan Scantland
61	New Relic	1,424%	San Francisco	CA	Lew Cirne
62	hCentive	1,407%	Reston	VA	Sanjay Singh
63	HireVue	1,347%	South Jordan	UT	Mark Newman
66	GuideSpark	1,244%	Menlo Park	CA	Keith Kitani
70	FireEye, Inc.	1,165%	Milpitas	CA	David DeWalt
72	Magnet Forensics Inc.	1,154%	Waterloo	ON	Adam Belsher
73	DoubleDutch	1,147%	San Francisco	CA	Lawrence Coburn
75	Apigee	1,133%	San Jose	CA	Chet Kapoor
76	AcuityAds Inc.	1,123%	Toronto	ON	Tal Hayek
78	Extreme Reach, Inc.	1,117%	Needham	MA	John Roland
79	Spreemo	1,111%	New York	NY	Ron Vianu
83	Sauce Labs	1,072%	San Francisco	CA	Charles Ramsey
85	SiteLock	1,046%	Scottsdale	AZ	Neill Feather
88	Sailthru, Inc.	1,010%	New York	NY	Neil Lustig
89	Traction on Demand	1,003%	Burnaby	BC	Greg Malpass
91	Axtria, Inc.	971%	Berkeley Heights	NJ	Jassi Chadha
93	Phunware, Inc.	952%	Austin	TX	Alan Knitowski
96	Act-On Software	928%	Beaverton	OR	Raghu Raghavan
97	Duda	899%	Palo Alto	CA	Itai Sadan
99	PhishMe	891%	Leesburg	VA	Rohyt Belani
104	Wombat Security Technologies, Inc.	849%	Pittsburgh	PA	Joe Ferrara
105	Answers Corporation	848%	St. Louis	MO	David Karandish
107	PrinterLogic	842%	St. George	UT	Ryan Wedig
110	Coupa Software	826%	San Mateo	CA	Rob Bernshteyn
111	Rocket Fuel	815%	Redwood City	CA	Monte Zweben
112	Appnovation Technologies	808%	Vancouver	BC	Arnold Leung
115	CareCloud	790%	Miami	FL	Ken Comee

Software

Rank	Company name	% Growth	City	St./Prov.	CEO name
116	Wrike	780%	Mountain View	CA	Andrew Filev
117	ScribbleLive	759%	Toronto	ON	Vince Mifsud
118	Invincea	756%	Fairfax	VA	Anup Ghosh
120	Zendesk, Inc.	715%	San Francisco	CA	Mikkel Svane
125	Invoca	684%	Santa Barbara	CA	Mark Woodward
126	DiscoverOrg	681%	Vancouver	WA	Henry Schuck
128	Netsertive	668%	Morrisville	NC	Brendan Morrissey
129	Workiva	658%	Ames	IA	Matt Rizai
130	Smartsheet	654%	Bellevue	WA	Mark Mader
131	SPHERE Technology Solutions	653%	Jersey City	NJ	Rita Gurevich
132	Smartling, Inc.	645%	New York	NY	Jack Welde
133	Twilio	639%	San Francisco	CA	Jeff Lawson
134	Optosecurity Inc.	630%	Quebec	QB	Timothy Mathews
135	TubeMogul Inc.	630%	Emeryville	CA	Brett Wilson
136	Health Catalyst	629%	Salt Lake City	UT	Dan Burton
137	Dealer Spike	629%	Lake Oswego	OR	Jay Mason
138	MaxPoint	625%	Morrisville	NC	Joe Epperson
139	Veeva Systems Inc.	621%	Pleasanton	CA	Peter Gassner
142	Cloudera, Inc.	609%	Palo Alto	CA	Tom Reilly
143	SmartZip Analytics, Inc.	602%	Pleasanton	CA	Avi Gupta
145	Dejero Labs	590%	Waterloo	ON	Brian Cram
146	BrightEdge	587%	San Mateo	CA	Jim Yu
147	MuleSoft	581%	San Francisco	CA	Greg Schott
151	Tableau Software, Inc.	562%	Seattle	WA	Christian Chabot
153	Limeade	560%	Bellevue	WA	Henry Albrecht
154	Actua Corporation	558%	Radnor	PA	Walter Buckley
156	Workday, Inc.	556%	Pleasanton	CA	Aneel Bhusri
159	Ghostery	532%	New York	NY	Scott Meyer
160	Gigya	516%	Mountain View	CA	Patrick Salyer
162	Seven Lakes Technologies	507%	Westlake Village	CA	Shiva Rajagopalan
163	MediaMath	502%	New York	NY	Joe Zawadzki
164	Textura Corporation	499%	Deerfield	IL	Dave Habiger
167	DOM360	495%	Greenville	SC	Robert Donovan
168	Box	489%	Los Altos	CA	Aaron Levie
169	Untangle	487%	San Jose	CA	Bob Walters
172	Wellcentive	465%	Alpharetta	GA	Tom Zajac
174	RiseSmart	453%	San Jose	CA	Sanjay Sathe
177	Clio	436%	Burnaby	BC	Jack Newton
178	ServiceNow	433%	Santa Clara	CA	Frank Sloatman
179	Diligent	433%	New York	NY	Brian Stafford
180	COMS Interactive	425%	Broadview Heights	OH	Fred Croft
181	Credible Behavioral Health	425%	Rockville	MD	Matthew M. Dorman

Software

Rank	Company name	% Growth	City	St./Prov.	CEO name
182	QuickMobile	421%	Vancouver	BC	Craig Brennan
183	Apttus	415%	San Mateo	CA	Kirk Krappe
184	Jibe Mobile	414%	Mountain View	CA	Amir Sarhangi
185	Jasper	413%	Santa Clara	CA	Jahangir Mohammed
186	Malwarebytes	410%	San Jose	CA	Marcin Kleczynski
187	TeleSign	406%	Marina Del Rey	CA	Steve Jillings
188	Palo Alto Networks	404%	Santa Clara	CA	Mark D. McLaughlin
190	Dealer-FX	400%	Toronto	ON	Gary Kalk
194	Magnetic	392%	New York	NY	James Green
195	Spokeo	391%	Pasadena	CA	Harrison Tang
200	360incentives	378%	Whitby	ON	Jason Atkins
201	Kareo, Inc.	368%	Irvine	CA	Dan Rodrigues
203	Redknee Solutions Inc.	365%	Mississauga	ON	Lucas Skoczowski
205	Marketo, Inc.	363%	San Mateo	CA	Phil Fernandez
206	OpenX	358%	Pasadena	CA	Tim Cadogan
207	Acquia	357%	Boston	MA	Thomas Erickson
208	Splunk Inc.	357%	San Francisco	CA	Godfrey R. Sullivan
209	Altruista Health Inc.	356%	Reston	VA	Ashish Kachru
211	Unitrends	353%	Burlington	MA	Kevin Weiss
212	Avigilon Corporation	352%	Vancouver	BC	Alexander Fernandes
213	Nulogy Corporation	352%	Toronto	ON	Jason Tham
216	Opower, Inc.	347%	Arlington	VA	Daniel Yates
217	Sharethrough, Inc.	345%	San Francisco	CA	Dan Greenberg
219	Zafin	343%	Vancouver	BC	Al Karim Somji
220	Cherwell Software	341%	Colorado Springs	CO	Vance F. Brown
222	SevOne	336%	Wilmington	DE	Jack Sweeney
228	inStream	331%	Wellesley	MA	Ann Raider
234	Greenphire	319%	King of Prussia	PA	Samuel Whitaker
236	PubMatic	318%	Redwood City	CA	Rajeev Goel
237	Arista Networks, Inc.	318%	Santa Clara	CA	Jayshree Ullal
238	Code42	316%	Minneapolis	MN	Joe Payne
239	Salesify, Inc.	316%	Redwood City	CA	Gurdeep Chimni
240	OnShift	312%	Cleveland	OH	Mark Woodka
242	Crakmedia	307%	Quebec	QB	Nicolas Chrétien
243	HubSpot	306%	Cambridge	MA	Brian Hallian
244	Miovision Technologies Inc.	305%	Kitchener	ON	Kurtis McBride
247	Clarity Software Solutions, Inc.	298%	Madison	CT	Sean Rotermund
248	Voxox	297%	San Diego	CA	Bryan Hertz
252	Janrain, Inc.	291%	Portland	OR	Larry Drebes
253	Apptio	291%	Bellevue	WA	Sunny Gupta
254	MotionDSP	290%	Burlingame	CA	Sean Varah
255	Avangate	288%	Redwood City	CA	Carl Theobald

Software

Rank	Company name	% Growth	City	St./Prov.	CEO name
256	Simeio Solutions	287%	Marietta	GA	Hemen Vimadalal
257	Wonderbox Technologies, LLC	286%	Mequon	WI	Craig Kasten
258	PayLease	283%	San Diego	CA	Dave Dutch
259	SMS Assist, LLC	282%	Chicago	IL	Michael Rothman
261	RealMatch	280%	New York	NY	Jonathan Bulkeley
262	Dyn	277%	Manchester	NH	Jeremy Hitchcock
264	ONTRAPORT	274%	Santa Barbara	CA	Landon Ray
266	Levels Beyond	272%	Denver	CO	Art Raymond
267	PointSource	271%	Raleigh	NC	Chris Hugill
268	2U	271%	Landover	MD	Christopher J. Paucek
269	LLamasoft, Inc.	269%	Ann Arbor	MI	Don Hicks
271	Black Mountain Systems, LLC	265%	San Diego	CA	Andrew Horwitz; Kevin MacDonald
272	Evariant	264%	Farmington	CT	William Moschella
273	Vendasta Technologies	262%	Saskatoon	SK	Brendan King
274	Redfin	256%	Seattle	WA	Glenn Kelman
276	JAMF Software	253%	Minneapolis	MN	Dean Hager
277	Symbility Solutions	250%	Toronto	ON	James Swayze
279	BlackLine	250%	Los Angeles	CA	Therese Tucker
280	Cornerstone OnDemand	249%	Los Angeles	CA	Adam Miller
281	Kimbia	249%	Austin	TX	Daniel Gillett
284	Valence Health	246%	Chicago	IL	Phillip Kamp
288	Rubicon Project	238%	Los Angeles	CA	Frank Addante
289	3xLOGIC, Inc.	238%	Westminster	CO	Matthew M. Kushner
292	Conductor, Inc.	236%	New York	NY	Seth Besmertnik
293	TraceLink	236%	North Reading	MA	Shabbir Dahod
295	eXplorance	232%	Montreal	QB	Samer Saab
296	CallFire	232%	Santa Monica	CA	Michel Veys
297	Endurance International Group	231%	Burlington	MA	Hari Ravichandran
298	Kaltura Inc.	229%	New York	NY	Ron Yekutieli
301	Backblaze	224%	San Mateo	CA	Gleb Budman
302	Optoro	224%	Lanham	MD	Tobin Moore
303	Achievers	223%	Toronto	ON	Eric Lochner
304	Silverline	220%	New York	NY	Gireesh Sonnad
305	Impact Financial Systems	218%	Davidson	NC	Tim Parsons
306	Aquatic Informatics Inc.	214%	Vancouver	BC	Edward Quilty
307	HPOne	213%	Trumbull	CT	Bill Stapleton
308	CM Labs Simulations	212%	Montreal	QB	Robert Weldon
310	Panopto	212%	Seattle	WA	Eric Burns
313	Semcasting	208%	North Andover	MA	Ray Kingman
314	CloudOps	207%	Montreal	QB	Ian Rae
316	Buildium LLC	205%	Boston	MA	Michael Monteiro
317	WebpageFX, Inc.	204%	Harrisburg	PA	William Craig

Software

Rank	Company name	% Growth	City	St./Prov.	CEO name
318	Adaptive Insights	204%	Palo Alto	CA	Tom Bogan
319	STI Technologies Limited	204%	Halifax	NS	Tim Gillis
320	ZeOmega, Inc.	204%	Plano	TX	Sam Rangaswamy
321	Saylent	203%	Franklin	MA	Tyson Nargassans
322	DrFirst, Inc.	203%	Rockville	MD	Cam Deemer
324	eSentire	202%	Cambridge	ON	J. Paul Haynes
327	Glu Mobile Inc.	201%	San Francisco	CA	Niccolo de Masi
329	Payoneer Inc.	200%	New York	NY	Scott Galit
333	Q2 Software, Inc.	193%	Austin	TX	Matt Flake
335	E-STET	191%	Los Angeles	CA	Salim Elkhou
336	Ellie Mae	191%	Pleasanton	CA	Jonathan Corr
339	Real Estate Webmasters	190%	Nanaimo	BC	Morgan Carey
341	Ingenious Med	188%	Atlanta	GA	S. Hart Williford
343	Chrome River Technologies	188%	Los Angeles	CA	Alan Rich
345	SailPoint	187%	Austin	TX	Mark McClain
347	C3 Systems	186%	Washington	DC	Charles Thomas
348	InsideView	186%	San Francisco	CA	Umberto Milletti
350	MyWebGrocer	184%	Winooski	VT	Rich Tarrant
352	Itransition	183%	Austin	TX	Sergey Gvardeitsev
353	RDC	183%	King of Prussia	PA	Tom Obermaier
354	AlienVault	182%	San Mateo	CA	Barmak Meftah
357	etouches	181%	Norwalk	CT	Oni Chukwu
359	Accellion, Inc.	180%	Palo Alto	CA	Yorgen Edholm
360	RingCentral, Inc.	179%	Belmont	CA	Vlad Shmunis
361	eVestment	178%	Marietta	GA	Jim Minnick
362	symplr	178%	Houston	TX	Rick Pleczko
364	eMaint	177%	Estero	FL	Brian Samelson
366	Paylocity	175%	Arlington Heights	IL	Steve Beauchamp
367	ReverseVision, Inc.	175%	San Diego	CA	John Button
368	Marin Software Inc.	175%	San Francisco	CA	David A. Yovanno
375	Innovest Systems	172%	New York	NY	William J. Thomas
377	Nintex	171%	Bellevue	WA	John Burton
378	Workfront	171%	Lehi	UT	Eric Morgan
381	Kinnser Software	171%	Austin	TX	Chris Hester
382	GetWellNetwork, Inc.	168%	Bethesda	MD	Michael O'Neil, Jr.
384	Newforma, Inc.	166%	Manchester	NH	Ian Howell
385	AvidXchange, Inc.	166%	Charlotte	NC	Michael Praeger
388	Damballa	165%	Atlanta	GA	Dave Scholtz
390	Paycom	164%	Oklahoma City	OK	Chad Richison
391	MarketShare	164%	Los Angeles	CA	Jon Vein; Wes Nichols
392	Envysion, Inc.	163%	Superior	CO	Matt Steinfort
394	Bazaarvoice, Inc.	161%	Austin	TX	Gene Austin

Software

Rank	Company name	% Growth	City	St./Prov.	CEO name
396	Demandware, Inc.	159%	Burlington	MA	Thomas Ebling
397	Igloo Software	159%	Kitchener	ON	Dan Latendre
398	Billhighway	158%	Troy	MI	Vince Thomas
400	Besi	157%	Calgary	AB	Wayne Sim
405	Apprio	155%	Washington	DC	Darryl F. Britt
406	Varonis Systems, Inc.	155%	New York	NY	Yaki Faitelson
407	VIZIYA Corporation	154%	Hamilton	ON	John Vujicic
408	Etelesolv	154%	Lachine	QB	Christopher Thierry
410	Accurate Background Inc.	154%	Irvine	CA	Dave Dickerson
412	FastSpring	154%	Santa Barbara	CA	Chris Lueck
414	Nexgen Property Solutions LLC	152%	Laredo	TX	Andy Gonzalez
415	Fleetmatics	151%	Waltham	MA	Jim Travers
417	PointClickCare	150%	Mississauga	ON	Michael Wessinger
418	Asure Software	149%	Austin	TX	Pat Goepel
419	Skytap	148%	Seattle	WA	Thor Culverhouse
420	Good Technology	148%	Sunnyvale	CA	Christy Wyatt
422	LDISCOVERY, LLC	148%	McLean	VA	Christopher Weiler
425	Thinking Capital	144%	Montreal	QB	Peter Mazoff
427	InRhythm	143%	New York	NY	Gunjan Doshi
429	InMoment	142%	Salt Lake City	UT	John Sperry
430	Dealertrack, Inc.	142%	Lake Success	NY	Mark F. O'Neil
431	GPS Insight	140%	Scottsdale	AZ	Rob Donat
432	Halfpenny Technologies	140%	Blue Bell	PA	Tim Kowalski
433	Proofpoint, Inc.	139%	Sunnyvale	CA	Gary Steele
434	Five9, Inc.	139%	San Ramon	CA	Mike Burkland
436	RedSeal	137%	Sunnyvale	CA	Ray Rothrock
437	Billtrust	137%	Hamilton	NJ	Flint Lane
438	Ampush	137%	San Francisco	CA	Jesse Pujji
440	Navitas Business Consulting Inc.	136%	Ashburn	VA	Srini Bayireddy
441	Q4 Web Systems	136%	Toronto	ON	Darrell Heaps
442	SterlingBackcheck	134%	New York	NY	Clare Hart
443	Imprivata, Inc.	134%	Lexington	MA	Omar Hussain
444	T2 Systems, Inc.	134%	Indianapolis	IN	Michael Simmons
445	Clarabridge	134%	Reston	VA	Sid Banerjee
446	Cvent	134%	Tysons Corner	VA	Reggie Aggarwal
447	SourceKnowledge	133%	Montreal	QB	Patrick Hopf
448	Aimetis	133%	Waterloo	ON	Marc Holtenhoff
452	Jive Software	131%	Palo Alto	CA	Elisa Steele
458	Paymetric	129%	Atlanta	GA	Asif Ramji
459	Brightree	128%	Lawrenceville	GA	Dave Cormack
461	iPipeline	126%	Exton	PA	Tim Wallace
462	Acquisio Inc.	126%	Brossard	QB	Marc Poirier

Software

Rank	Company name	% Growth	City	St./Prov.	CEO name
464	VeriShip	125%	Overland Park	KS	Russ Lindmark
468	Compliance Science	124%	New York	NY	Mitchel Kraskin
469	SmartDrive Systems	124%	San Diego	CA	Steve Mitgang
470	Retail Solutions, Inc.	122%	Mountain View	CA	Jonathan Golovin
472	Global Relay	122%	Vancouver	BC	Warren Roy
473	Mixpo	121%	Seattle	WA	Charlie Tillinghast
475	SPS Commerce	121%	Minneapolis	MN	Archie Black
476	ActivEngage	121%	Maitland	FL	Todd Smith
477	XIFIN	121%	San Diego	CA	Lale White
480	Intelx Technologies	119%	Toronto	ON	Mark Jaine
481	Website Pipeline	119%	Greenville	SC	Brian Seidel
482	ACI Worldwide, Inc.	118%	Naples	FL	Philip G. Heasley
483	Invaluable	118%	Boston	MA	Rob Weisberg
484	EPAM Systems Inc.	118%	Newtown	PA	Arkadiy Dobkin
486	SkillSurvey, Inc.	117%	Wayne	PA	Ray Bixler
487	Tenable Network Security	117%	Columbia	MD	Ron Gula
489	Lancope	116%	Alpharetta	GA	Mike Potts
491	SolarWinds, Inc.	116%	Austin	TX	Kevin B. Thompson
494	Certent, Inc.	114%	Pleasanton	CA	Michael Boese
496	Medgate Inc.	111%	Toronto	ON	Mark Wallace
497	Firmex	111%	Toronto	ON	Joel Lessem
499	Imperva, Inc.	109%	Redwood Shores	CA	Anthony Bettencourt

Technology Fast 500™ contacts

Sandy Shirai

U.S. Industry Leader
Technology, Media, and Telecom
Deloitte Consulting LLP
[@SandyShira](#)

Jim Atwell

National Audit Leader
Technology, Media, and Telecom
Deloitte & Touche LLP
[@JAtwell55](#)

Robert Nardi

Canada Industry Leader
Technology, Media, and Telecom
Deloitte Management Services

Kevin Schimmel

U.S. Program Manager
Deloitte Services LP
[@schimtown](#)

Dina Bettinsoli

U.S. Program Manager
Deloitte Services LP
[@deebettinsoli](#)

Jazmín Bolaños

Canada Program Manager
Deloitte Canada

For more information

North America Technology Fast 500™
www.Fast500.com

For general questions contact:
Fast500@deloitte.com

For PR/media questions contact:
Fast500Media&PR@deloitte.com

Asia Pacific Technology Fast 500™
AsiaPacFast500@deloitte.com

EMEA Technology Fast 500™
Emeafast500@deloitte.co.uk



Follow us on Twitter at:
[@DeloitteTMT](#) and [#Fast500](#)

About Deloitte

As used in this document, "Deloitte" means Deloitte & Touche LLP, a subsidiary of Deloitte LLP. Please see www.deloitte.com/us/about for a detailed description of the legal structure of Deloitte LLP and its subsidiaries. Certain services may not be available to attest clients under the rules and regulations of public accounting.