

# Energy transition: The road to scale

*Cross-industry collaboration and risk mitigation will be needed to achieve net-zero goals.*

Deloitte Research Center for Energy & Industrials



*About the Deloitte Research Center for Energy & Industrials*

*The Deloitte Research Center for Energy & Industrials combines rigorous research with industry-specific knowledge and practice-led experience to deliver insights that can drive business impact. The energy, resources, and industrials industry is the nexus for building, powering, and securing the smart, connected world of tomorrow. Our research uncovers opportunities that can help businesses thrive. [Read about our industry service offerings.](#)*

02 . . . *Scaling the energy transition journey*

10 . . . *Prioritizing infrastructure decarbonization*

22 . . . *Expanding and modernizing the power grid for a clean  
energy transition*

32 . . . *Boosting industrial manufacturing capacity for the energy  
transition*

44 . . . *Promoting metals and mining sustainability in critical  
supply chains*

56 . . . *Advancing land, water, and waste stewardship*



## Scaling the energy transition journey

To help with a successful journey to net zero, consider scaling five verticals in a phased manner, aided by various drivers and enablers, including finance, workforce, technology, and business models.

**T**o achieve net-zero emissions by 2050, coordination across industries and economies can help to sequence the introduction of new policies and technologies. Regions will likely proceed at their own pace, with issues such as workforce readiness, supply chain visibility, cost advantages, water availability, and energy accessibility determining decision-making. The transition is getting underway amid market uncertainty, meaning that individual companies and entire sectors may be forging new supply chains, addressing technology risk, assessing price risk, and, in many cases, launching pilot projects. Governments are stepping in with policies to help mitigate areas of possible market concern, but

innovative financing and cross-sectoral partnerships could be increasingly important. Through cross-sector collaboration, a system-of-systems approach can help sequence implementation of new policies and technologies, while helping to respond to unforeseen consequences.

Five strategic verticals may require scaling, innovation, and adaptation to help catalyze impact globally.

Progress within and across these verticals could not only expedite the journey toward achieving net-zero goals but also demonstrate the interdependence of advancements in these areas. These five verticals are as follows:

*Stanley Porter,  
Geoff Tuff, Kate  
Hardin, Anshu  
Mittal, and Jaya  
Nagdeo*

1. **Prioritizing infrastructure decarbonization:** Much of the current housing stock and built environment will be with us for years to come, and it's important to start reducing their carbon footprint now. Similarly, many energy projects have an average lifespan of 20 years to 40 years, so planning for lower carbon and other greenhouse gas emissions is important over the long-term project horizon.<sup>1</sup> Acting now to capture emissions holds greater significance than postponing the process to tomorrow. For instance, applying the standard time value principle shows that, capturing 1 million metric tons per annum of carbon in 2050 is equivalent to capturing only 0.35 million metric tons per annum today, underscoring its substantial time value.<sup>2</sup>
2. **Expanding and modernizing the power grid for a clean energy transition:** Currently, there exists a 5x to 7x gap between the development cycle of the grid and that of renewable energy sources.<sup>3</sup> Constructing a new grid typically requires five to 15 years, while the implementation of renewables spans only about one to five years.<sup>4</sup> Further, more than 70% of the US electricity grid is over 25 years old, highlighting the need for comprehensive upgrades and modernization efforts, while maintaining consumer affordability.<sup>5</sup>
3. **Boosting industrial manufacturing capacity for the energy transition:** Manufacturers, while reducing their emissions and enhancing efficiency, play a vital role in helping customers adopt an evolving product suite focused on energy efficiency and lower carbon emissions. Yet, achieving this dual objective is often challenging, due to concentrated supply chains, market uncertainty, nascent market demand for low-carbon products, and a workforce skills gap.
4. **Promoting metals and mining sustainability in critical supply chains:** The energy transition is expected to reduce fossil-fuel reliance while increasing reliance on metals and minerals. The transition to wind and solar is expected to lead to a nearly 10x increase in metals, minerals, and materials demand, compared to conventional energy sources.<sup>6</sup> Similarly, electric vehicles, on average, require 2.5x more copper than a typical internal combustion engine car.<sup>7</sup> This growing dependency is expected to alter supply chains, cost structures, and business models.
5. **Advancing land, water, and waste stewardship:** Slowing the pace of global temperature rise necessitates careful stewardship of our remaining resources. Key among these are land, which serves as vital carbon sinks; water, essential for industrial processes, energy generation, and human life; and waste, which can be transformed into valuable industrial feedstock. Achieving new levels of stewardship will likely require additional collaboration and innovation across industries and communities.

## Key takeaways

### 01

#### The short timeline to net-zero

Achieving net zero by 2050 could require moving as much as four times faster than in other major transformations in the past and will likely necessitate local and global coordination.

The objective entails overhauling existing infrastructure, including energy systems, resources, manufacturing, transport, and the built environment. Success will likely require working across industries to mitigate risks and capture opportunities.

### 02

#### Enabling the transition

New technologies may need to reach commercialization in uncertain markets with unproven demand, necessitating new financing structures to mitigate risk.

Employees are expected to need additional digital skills to complement operational skills as work is rearchitected through new infrastructure and technologies. Finally, companies are forging resilient supply chains with new suppliers for additional resources and components.

### 03

#### Phasing the progress

Incremental and sequential progress holds significant value, especially considering limited resources and varying economic constructs.

A tri-phased scaling should be considered that initiates at the **ASSET** level (for example, an industrial facility), progresses to **SYSTEM**-level scaling (for example, multiple facilities), and culminates in an interconnected low-carbon ecosystem through the integration of **DIVERSE SYSTEMS** across sectors.

### 04

#### The symbiosis of input and output

Integrated efforts from producers, consumers, and policymakers could be vital for realizing a sustainable transition and aligning outputs with desired outcomes.

Policymakers can help incentivize and connect industries to enable a full-circle product-to-waste life cycle and facilitate optimal resource utilization. Integrated urban planning and active community engagement can help facilitate the transition.

### 05

#### Tailoring the progress

The path to scale will likely be unique for each region or economy. Yet, within this diversity lies the fertile ground for innovation and collaboration, through the following:

1. Sequencing of policies based on their costs and feasibility for implementation
2. Prioritization of low-emission projects, influenced by resource availability and potential co-benefits
3. Identifying and managing trade-offs, both in the short and long term

Sources: International Energy Agency; Deloitte analysis.

How can action be catalyzed across these five strategic verticals to help ensure the progression of the transition? Consider the following:

- **By tri-phasing scaling:** Recognize the importance of incremental and sequential progress, whereby the process of decarbonization starts at the asset level (for example, a machine, process, or facility), followed by scaling up at the system level (such as a set of machines and processes or multiple facilities),

and culminates in the integration of diverse systems or sectors into a cohesive low-carbon ecosystem (for example, across processes, technologies, supply chain, vendors, and sectors).

- **By facilitating acceleration:** Leverage enablers such as technology, talent, finance, and innovative business models to help expedite the transition's pace by offering vital support and momentum.

- **By serving as transition architects:** Drive action among policymakers, companies, and consumers who may play pivotal roles in shaping the trajectory of the transition, ultimately determining its outcomes.

These five verticals, working in tandem with the cross-cutting enablers, can set in motion the wheel of energy transition.

### Scaling needs to happen across five verticals in a phased manner, aided by various enablers and architects



Source: Deloitte analysis.

But these changes must be accomplished with urgency. Major historical transformations like the Industrial Revolution, the transition from the basic telephone to a smartphone, from the concept of computer intelligence to generative artificial intelligence, and advancements in aerospace and genomics, all took much more than 30 years to become globally pervasive (figure 1). The journey to net zero, however, is on a relatively short timeline, especially when considering the scale of transformation.

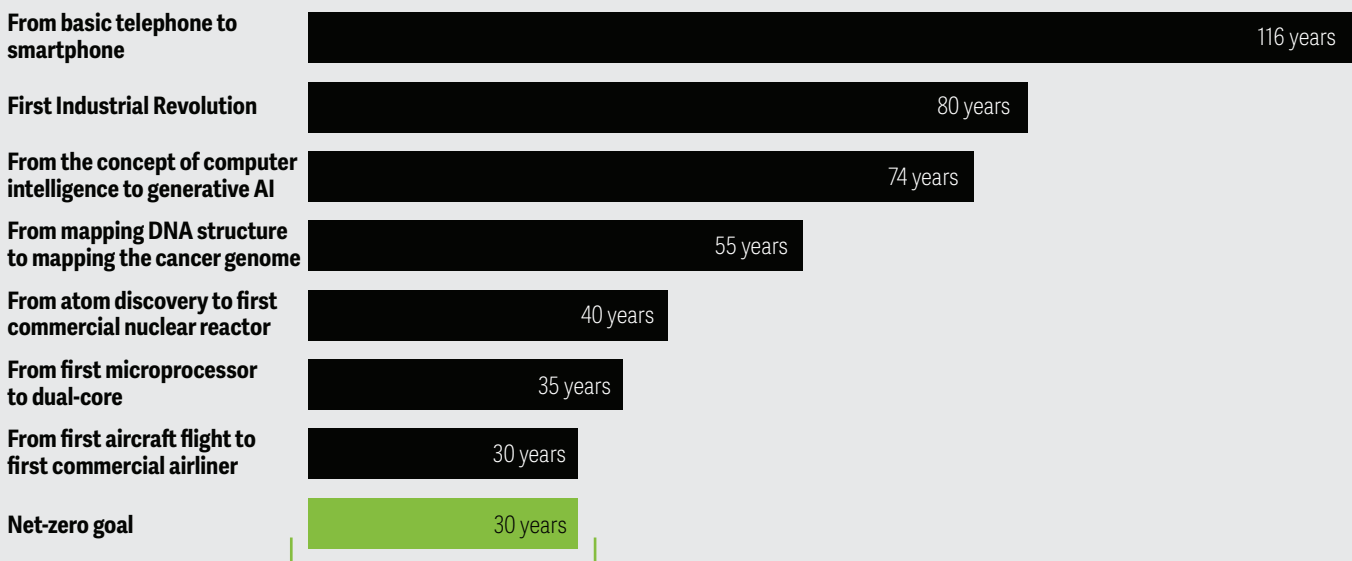
From increasing renewable energy fivefold to decarbonizing buildings, transportation, and industries, this goal could profoundly reshape nearly every facet of our social, political, economic, industrial, and infrastructural landscape.<sup>8</sup>

Read more about each of these five verticals, and the comprehensive strategies for sequencing and achieving sustainable progress, in our [Road to scale](#) series.

Figure 1

## Compared to other historical shifts, the net-zero goal is on a faster timeline

Time: Contrasting net-zero with historical shifts



Scale: The multifaceted nature of the net-zero goal

Buildings	Transport	Industry	Electricity and heating
More than 85% of the buildings would need to be zero carbon-ready.	Road transport would need to be entirely decarbonized; nearly half of all regional and narrow-body aircraft sold needs to be low or zero emissions.	More than 90% of heavy industrial production would need to have low emissions.	Around 90% of global electricity would need to be from renewables, with 70% originating from solar and wind sources.

Sources: Megan Tocci, "Smartphone history and evolution," SimpleTexting, March 18, 2024; National Geographic, "The Industrial Revolution," accessed March 27, 2024; Britannica, "Alan Turing and the beginning of AI," accessed March 27, 2024; History, "Chemical structure of DNA discovered," February 26, 2024; US Department of Energy, *The history of nuclear energy*, accessed March 27, 2024; Computer Hope, "Computer processor history," September 12, 2023; National Air and Space Museum, "The evolution of commercial airliners," accessed March 27, 2024; David Ellio, "Are net zero emissions by 2050 possible? Yes, says IEA," World Economic Forum, May 26, 2021; International Energy Agency, "Net zero by 2050," May 2021.



---

# Endnotes

1. United States Environmental Protection Agency, “Renewable energy fact sheet: Wind turbines,” August 2013; US Department of Energy, “End-of-life management for solar photovoltaics,” accessed April 15, 2024; International Atomic Energy Agency, *Nuclear power plant ageing and life extension: Safety aspects*, April 1987.
2. Deloitte analysis: US EPA, *Report on the social cost of greenhouse gases: Estimates incorporating recent scientific advances*, accessed February 2024.
3. International Energy Agency, *Electricity grids and secure energy transitions*, October 17, 2023.
4. International Energy Agency, “Lack of ambition and attention risks making electricity grids the weak link in clean energy transitions,” October 17, 2023.
5. The White House, “Fact sheet: The Biden-Harris administration advances transmission buildout to deliver affordable, clean electricity,” press release, November 18, 2022.
6. International Energy Agency, *The role of critical minerals in clean energy transitions*, May 2021.
7. Ibid.
8. International Energy Agency, *Net zero by 2050*, May 2021.

---

# About the authors

## **Stanley Porter**

sporter@deloitte.com

Stanley Porter serves as Deloitte's Global & US Energy, Resources & Industrials (ER&I) industry leader. He oversees and drives the development and execution of the overall ER&I strategy across all geographies and businesses, including more than 44,000 professionals and serving close to 75% of the Global Fortune 500 clients. Porter has more than 30 years of industry and global client leader experience, and he has worked with some of the largest names in the industry on a range of business issues.

## **Geoff Tuff**

gtuff@deloitte.com

Geoff Tuff has more than 30 years of experience consulting to some of the world's top companies on the subjects of growth, innovation, and adapting business models to deal with change. Currently, he is a principal at Deloitte and holds various positions across the firm's Sustainability, Innovation, and Strategy practices. Those include leadership of the US Hydrogen Practice and all Sustainability, Climate and Equity work for clients in the energy and industrials sectors. Prior to this, he led the innovation firm Doblin and was a senior partner at Monitor Group, serving as a member of its global Board of Directors.

## **Kate Hardin**

khardin@deloitte.com

Kate Hardin leads Deloitte's research team focused on the implications of the energy transition for the Industrial, Oil, Gas, and Power sectors and has more than 25 years of energy industry experience. Before that, she led IHS Markit's integrated coverage of transportation decarbonization and the implications for automotive and energy companies.

## **Anshu Mittal**

ansmittal@deloitte.com

Anshu Mittal is a vice president in Deloitte's Research & Insights team and a co-leader in US-India Office Research & Insights. With nearly 20 years of experience in the energy and resources industry, he has advised governments and companies on policy-, regulatory-, strategy-, and transaction-level issues across the energy value chain. He has also authored many papers on energy transition, business strategy, shale's competitiveness, digital transformation, mergers and acquisitions, portfolio management, and market landscape.

## **Jaya Nagdeo**

jnagdeo@deloitte.com

Jaya Nagdeo is a manager with Deloitte Services India Pvt. Ltd. and a part of the Deloitte Research Center for Energy & Industrials. She has close to 15 years of experience in strategic and financial research across all power, utilities, and renewable energy subsectors and has contributed to many studies in the areas of energy transition, business strategy, digital transformation, operational performance, and market landscape.

---

# Acknowledgments

The authors would like to thank **Abhinav Purohit**, **Visharad Bhatia**, and **Vamshi Krishna** from the Deloitte Research & Insights team for the extensive research, analysis, and review support; **Rithu Thomas** and **Preetha Devan** from the Deloitte Insights team for providing support with the report's editing and publication processes; **Clayton Wilkerson** and **Heather Ashton** from Deloitte Services LP and **Joanna Lambeas** from Deloitte Touche Tohmatsu Limited for their operational support; and **Tara Meyer**, **Rand Brodeur**, and **Alyssa Weir** for their marketing support.



## Prioritizing infrastructure decarbonization

Developing low-carbon assets for the future is important, but scaling the decarbonization of existing infrastructure, especially in transport, buildings, and industries should be prioritized.

*Stanley Porter,  
Teresa Thomas,  
Misha Nikulin,  
Kate Hardin,  
Anshu Mittal,  
and Ayla Haig*

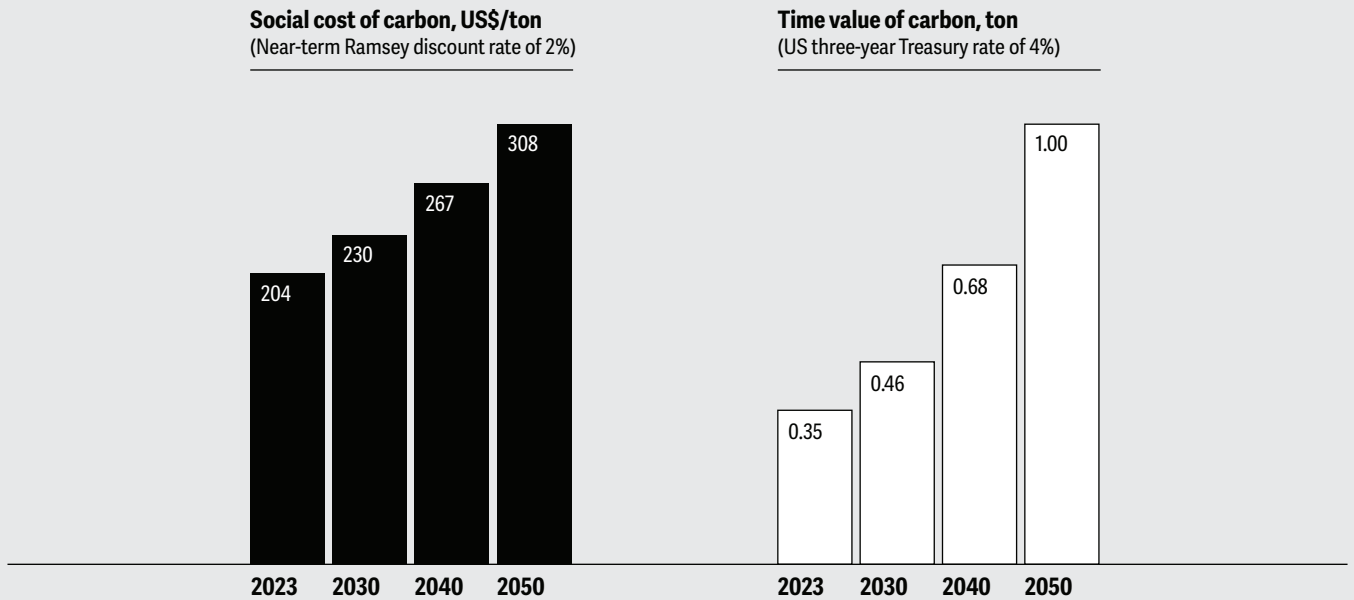
**G**lobal carbon dioxide emissions hit a record high of 36.8 billion metric tons in 2023, a 1.1% increase over 2022.<sup>1</sup> Although emissions growth has decelerated in recent years, these current figures, especially in a sluggish macroeconomic environment, indicate that emissions have not yet peaked. While developing new low-carbon assets for tomorrow is important, attention should shift to decarbonizing existing infrastructure to realize the time value of carbon. Reducing emissions today has more

value—it requires lower capital expenditures and can mitigate the impact of future emissions—than delaying the process to tomorrow.

To understand the urgency to decarbonize now, consider this: Each year's delay in carbon reduction incurs **US\$150 billion in incremental costs**.<sup>2</sup> In terms of time value, the present social cost of carbon is roughly 33% lower than the projected 2050 cost, and capturing 1 metric ton in 2050 is akin to capturing only 0.35 metric tons today (figure 1).<sup>3</sup>

Figure 1

## Time value of carbon and social cost of carbon increase over time



Notes: Social cost is calculated using three near-term Ramsey discount rates of 2%; time value-volume terms is a notional/theoretical present value of emissions if discounted at a US 30-year Treasury rate of 4%; Mitigation done earlier is more effective in terms of impact and cost.

Sources: US Environmental Protection Agency, *EPA report on the social cost of greenhouse gases: Estimates incorporating recent scientific advances*, accessed March 24, 2024; Deloitte analysis.

### Scaling decarbonization of industries, buildings, and transportation

Industries (40%), buildings (39%), and transportation (20%) are the three principal (direct and indirect) emitters of global energy and process-related carbon emissions, which makes them an essential component of scaling decarbonization.<sup>4</sup> Initial efforts to decarbonize have delivered noteworthy outcomes: Electric vehicles currently represent one of seven new passenger vehicles sold globally,<sup>5</sup> and emissions across the building and industrial sectors have barely increased over the past five years, even amid strong GDP growth.<sup>6</sup> Yet, to leverage the time value of carbon promptly, an exponential increase in the speed and intensity of decarbonization across the three sectors is crucial.

To systematically scale up the decarbonization of industries, buildings, and transportation, consider a tri-phased scaling approach that focuses on asset, system, and cross-system transformation.

#### Industry

Decarbonization in the hard-to-abate heavy industrial sector is among the most complex. Major modifications in the industry, motivated by an array of objectives and end advantages, often have a direct effect on regional economic prosperity and competitiveness, requiring adaptations in processes, feedstocks, and subsequently, cost structures. A tri-phased approach could focus on:

- **Advancing energy efficiency and electrification:** In light industries, more than 90% of heat demand requires temperature below 400 degree Celsius, where technologies such as heat pumps and electric boilers are already commercially available.<sup>7</sup> But heavy industries such as steel and cement, which require continuous high heat, face significant challenges in achieving full electrification. These challenges stem from high initial capital expenditure, a lack of feasible alternatives, and the complexity of replacing their current self-sourced 24x7 dedicated power supply with a low-carbon alternative. However, solutions like long-term power purchase agreements can offer avenues for securing reliable, low-carbon electricity. A US-based steel mill, for example, operates under a 20-year fixed-rate power purchase agreement, which provides electricity that is 50% more cost-effective than direct grid procurement.<sup>8</sup>
- **Capturing dual waste outputs—carbon and heat:** Industries facing high costs of decarbonization can potentially reduce their emissions by plugging into emerging carbon capture and storage (CCS) hubs. By connecting to CCS hubs, industries can mitigate their emissions without entirely overhauling their existing infrastructure, which could be particularly beneficial for those where decarbonization through renewable energy is expensive or technically challenging. About 390 CCS projects that can capture and store up to 360 million tons per annum of CO2 are in production and under-development phases, with increasing diversity in CCS applications across industries.<sup>9</sup> Likewise, capitalizing on waste heat, particularly using heat pumps to reclaim and utilize it for facility operations, could be among the quickest and most cost-efficient methods to decarbonize industries. According to some estimates, between 50% and 80% of the primary energy input used for thermal purposes in light industry manufacturing plants is discarded as waste heat.<sup>10</sup>
- **Fostering industrial symbiosis to help maximize resource efficiency of underutilized by-products or residues:** Instead of single-sector groupings or industrial parks, consider the benefit that industrial symbiosis could bring, whereby industries are set up based on their interconnectedness of by-products, waste, residues, logistics, etc. and can therefore

maximize resource efficiency and minimize value chain emissions. An industrial symbiosis project in the city of Kalundborg, Denmark, is a case in point where the partnership involving 17 public and private companies is reported to result in annual savings of three million cubic tons of groundwater and 62,000 tons of residual material that is recycled. Moreover, estimates suggest it has led to an 80% reduction in CO2 emissions since 2015.<sup>11</sup>

## Buildings

The Global Buildings Climate Tracker decarbonization index stands at only 8.1 points out of 100 as of 2021.<sup>12</sup> To reach the 2050 target for decarbonization, it would need to be about twice as high.<sup>13</sup> The challenge at hand: Any improvement in energy efficiency and decarbonization is more than offset by the expansive growth in global floor area, which has grown by over 10% in the last five years to above 240 billion square meters.<sup>14</sup> A tri-phased scaling strategy for systematically scaling up the decarbonization of buildings should consider:

- **Retrofitting existing buildings:** With 80% of the homes that people will inhabit in 2050 already built and up to 75% of today's buildings expected to still be in use by 2050,<sup>15</sup> one priority to consider should be to retrofit existing buildings with energy-efficient and smart energy management solutions (for example, smart electric panels, plus thermostats). On average, only 1.5% of residential buildings are retrofitted annually in advanced economies; this can be partly attributed to the high upfront costs for retrofitting, which can reach as high as US\$50,000 per home in the United States.<sup>16</sup> Incentivizing homeowners to make this investment can reduce their carbon footprint. For instance, Maryland's EmPOWER program offers incentives and technical support to homeowners, renters, and businesses for improving insulation, sealing air leaks, and installing energy-efficient appliances.<sup>17</sup>
- **Emphasizing building codes to help limit embodied emissions in new construction:** The global floor area is projected to double to 450 billion square meters by 2050, significantly increasing the embodied emissions linked with the construction of new buildings.<sup>18</sup> More than two-thirds of this new building stock is expected to be in emerging and developing

economies, where the absence of effective building codes and sustainable construction practices may pose a challenge in limiting embodied emissions in new construction. Even in developed economies, local authorities could regularly update building codes, enforce stringent emissions limits for large buildings (like New York’s Local Law 97 for buildings over 25,000 square feet, starting from 2024), and improve incentives for owners to pursue green tax credits and certificates.<sup>19</sup>

- **Investing in new material and digital design capabilities:** Emphasis should be placed on developing proficiency in both passive-cum-standardized solutions (such as solar-oriented building placement and green roofs) and advanced, digital design and materials (such as smart glass windows and treated wood). This fusion could be essential for creating cheaper-to-retrofit universal solutions for a range of building types and climates while simultaneously promoting innovation to bolster the durability, flexibility, and overall efficacy of buildings. A case in point is the ductless air-to-air heat pump, which is cheaper than natural gas boilers for new installations in small houses across mature markets, such as Denmark and Japan, owing to reduced piping and installation costs.<sup>20</sup> But building owners should be mindful of their role in decision-making, as their decisions can influence the adoption of new materials and practices.

## Transportation

Among the three primary sources of emissions, transportation emissions remain below the 2020 pre-COVID-19-pandemic levels, partially reflecting rising electrification in the transportation sector. However, beneath this positive development, challenges persist, such as societal dependence on personal vehicles and the absence of a connected public transportation system in suburban or rural areas.

- **Continuing the innovation in automotive and material technologies:** Advancements in automotive technologies, such as enhanced engine efficiency, the utilization of lightweight materials, and the integration of hybrid fuel technologies, can be crucial

for achieving immediate and substantial emissions reductions from lightweight vehicles, particularly in countries with nascent electric infrastructure. These progressions could be amplified by accelerated innovation, driven by collaborative efforts in battery, fuel cell, and material development. The global hybrid vehicles market, for example, is projected to rise at a compound annual growth rate of 28.8% from 2023 to 2032.<sup>21</sup>

- **Scaling electric vehicle infrastructure:** From less than 5% in 2020, about 18% of all new cars sold globally are electric in 2023.<sup>22</sup> But high initial costs (23% more expensive without credits than an internal combustion engine vehicle), range anxiety, and lack of charging infrastructure still hinder adoption.<sup>23</sup> Rapidly expanding electric vehicle infrastructure growth in the residential, commercial, and private sectors would require leveraging electric vehicle-ready building codes as well as new elements in urban planning. Moreover, the impact on the grid should be addressed by considering intelligent charging management and dynamic pricing mechanisms that can encourage off-peak charging. Finally, establishing a robust supply chain along with advanced end-of-life battery and charging options can help mitigate the impact of the disruptions across the electric vehicle value chain.
- **Expanding and enhancing mass transit:** There’s a pressing need to enhance and make mass transportation options (bus, rail, air, and ship) more environmentally friendly, while also improving road, port, station, and airport infrastructure—especially in suburban areas—and connecting them more effectively to mainland networks. Over the past five years, total inland transport infrastructure investment (in constant US dollar terms per inhabitant) for 29 major nations have been growing at a compound annual growth rate of only 3.5%, nearly at par with the global GDP growth rate.<sup>24</sup> This underscores the necessity for potential value of government funding and investment, similar to the investments authorized by legislation like the Infrastructure Investment and Jobs Act, which provides US\$102 billion for total rail funding.<sup>25</sup>

## The tipping points of change: Important factors contributing to the decarbonization trajectory

The pace of decarbonization efforts hinges on capital availability, talent accessibility, technology readiness, and commercial business models (figure 2). Progress across these factors has become a complex cycle of interdependencies. Funding often relies on proven technology, yet new business models may struggle to justify investment. Simultaneously, uncertain demand can contribute to conservative hiring, while a lack of technical skill sets hinders innovation.

## Finance

High upfront costs with long payback periods and cost-conscious consumers often limit the adoption of low-carbon products. Unlocking financial support for decarbonization measures could involve:

- **Exploring alternative financing mechanisms:** Financing mechanisms like transition finance and energy efficiency-linked financing, where energy savings fund the cost of the equipment and infrastructure generating those savings, could play a role in decarbonization efforts. KlimaDAO, for example, is a platform piloting the collective funding of climate projects by decentralized autonomous organizations.<sup>26</sup> Once those credits are sold, these organizations can distribute dividends to

Figure 2

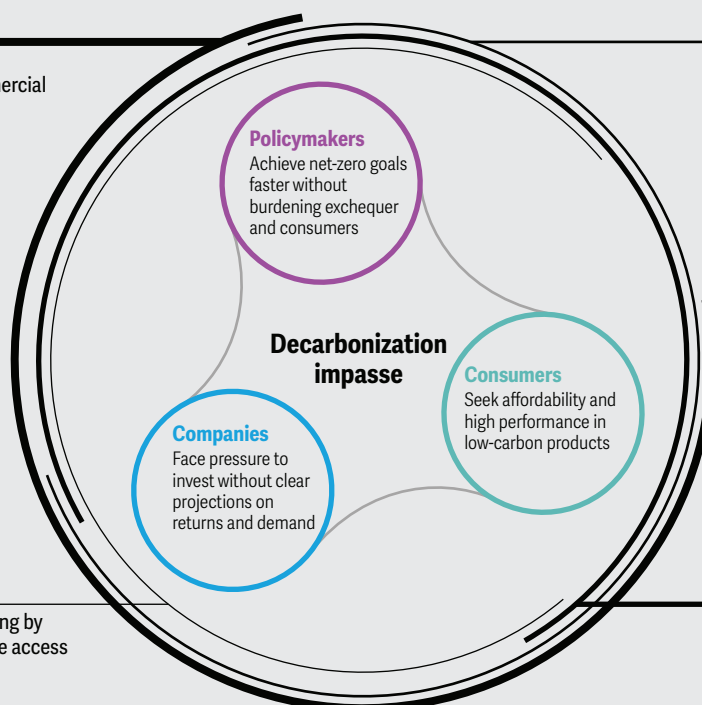
## The pace of decarbonization hinges on progress across four factors

### Technology

Two-thirds of decarbonization technologies remain non-commercial

### Finance

High up-front costs and long payback periods



### Talent

Six in 10 workers will need training by 2027, but only half currently have access to sufficient opportunities

### Business model

Rising competition and traditional B2B business models

Sources: Deloitte GreenSpace Navigator tool; World Economic Forum, *Future of job report 2023*, accessed March 27, 2024.



investors or reinvest back into projects. The federal government is also widely using energy-savings performance contracts as an alternative financing mechanism to fund critical energy, water, and resilience-related updates, while paying a loan off through guaranteed energy savings.<sup>27</sup>

- **Leveraging insurance offerings to distribute risk:** These could mitigate risks in low-carbon projects through the establishment of insurance pools, which distribute risk across investors, thereby enhancing project attractiveness to financial institutions. In CCS projects, for example, where there is limited loss history available, underwriting by insurers can instill confidence in investors and project developers, facilitating the scaling of these solutions by minimizing the risks associated with debt-based financing.<sup>28</sup>
- **Funding project finance with public-private partnership:** Financing large-scale projects often involves substantial capital investments, and raising capital could also be done via the public-private partnership model wherein the federal investments (public funds) are matched to the private sector investments. For instance, the US federal government announced plans to allocate around US\$6 billion for 33 projects aimed at decarbonizing eight hard-to-abate industrial applications. Although the federal investment, which is made available through the Inflation Reduction Act and Infrastructure Investment and Jobs Act, is subject to negotiation between the companies and the US Department of Energy, it is expected to be matched by the projects and would offer over US\$20 billion for demonstration of commercial-scale decarbonization solutions for a net-zero industrial sector.<sup>29</sup>

## Technology

About two-thirds of decarbonization technologies for hard-to-abate sectors aren't commercial yet.<sup>30</sup> Certain steps can help propel technology-led decarbonization:

- **Incorporating advanced materials:** Materials such as carbon-fiber composites and advanced coatings can improve product efficiency and durability. For example, the energy and carbon payback period

for wind turbine blades made with these materials has seen a 5% to 13% reduction, compared with traditional materials. Nevertheless, the production processes for these materials may involve forging new supply chains. To tackle these concerns, some companies are pioneering recycled carbon fiber production, and others like Bcomp Ltd. and BMW are developing lightweight flax fiber materials as alternatives to carbon-fiber-reinforced plastic in specific applications.<sup>32</sup>

- **Pre-commercializing innovation hubs:** Such hubs can build an ecosystem where a consortia of government, universities, and companies collaborate on early-stage research and development for low-carbon solutions. This can also facilitate training employees on these new technologies.
- **Leveraging digital assets for improved decision-making:** Digital technologies, such as artificial intelligence and data-driven analytics, can help comprehensively assess decarbonization investments and projects across a spectrum of outcome-based parameters that encompasses financial and environmental dimensions. Virginia's System for the Management and Allocation of Resources for Transportation Scale, for instance, evaluates potential transportation projects based on multiple factors, including safety, congestion mitigation, accessibility, economic development, and environmental impacts.<sup>33</sup> Moreover, a growing number of global platforms are now utilizing blockchain technology to track emissions throughout product life cycles, enhancing understanding of supply chain sustainability.<sup>34</sup>

## Business models

Energy and industrial companies could adapt their traditional business-to-business bulk supply to a dynamic business-to-business-to-consumer model and, in some cases, move from a commodity mindset to a customer mindset. Competition from nontraditional entrants and the uncertainty of obtaining a premium for low-carbon products from consumers can present business challenges. The following actions can help companies better adapt to evolving market reality:

- **Leveraging third-party or contract business models:** These could be useful intermediaries, such as heat as a service, energy efficiency as a service, or energy service companies. These companies can offer subscription fees; equipment leasing; maintenance, repair, and operations services; and performance-based contracts.
- **Offering bundled products and services:** These embed energy solutions into everyday purchases. For example, the Dutch Energiesprong retrofitting program combines energy retrofits with upgrades of kitchens or bathrooms, potentially reducing the time to retrofit and also reducing a building's energy use by as much as 80% in some cases.<sup>35</sup>
- **Adopting impact-based pricing strategies:** Implementing such strategies can alleviate consumer hesitancy regarding paying a premium and promote the adoption of low-carbon products. Deloitte's ConsumerSignals data found that 45% of surveyed consumers were willing to pay a premium of 27% for sustainable products over available alternatives.<sup>36</sup>

## Talent

Competition for skilled employees across sectors is often exacerbated by tight labor markets in many countries amid rising demand for new digital skill sets. The World Economic Forum highlights that by 2027, six in 10 workers will need training, yet only half currently have access to sufficient opportunities.<sup>37</sup> Improving the talent availability would require new approaches to talent recruitment, such as:

- **Expanding the talent pool:** Recruiters should look to broaden their scope beyond traditional skill sets. About 30% to 50% of green jobs in the United States in 2022, including roles like solar consultant, waste management specialist, and environmental technician, were filled by individuals transitioning from adjacent fields with no prior experience in green sectors.<sup>38</sup>
- **Encouraging green skill intensity in manufacturing and oil and gas:** Sustainability jobs, like sustainability analysts, sustainability specialists, and sustainability managers, are among the fastest growing roles on LinkedIn in the past four years.

LinkedIn's data indicates that the manufacturing and oil and gas sectors have the most jobs or roles that require green skills.<sup>39</sup> According to the World Economic Forum, Austria, Germany, Italy, the United States, and Spain are leading in the adoption of green skills within the manufacturing sector. In the oil and gas sector, India, the United States, and Finland are at the forefront in terms of green skills implementation.<sup>40</sup>

- **Building of talent ecosystems:** Businesses should actively partner with universities to develop tailored programs and tap into the growing number of students enrolling in urban planning degrees, thereby investing in a skill set that can yield future benefits with significantly reduced training costs. This collaboration could be essential for helping to build a comprehensive talent ecosystem, alongside partnerships for skills training, raising awareness of green job opportunities, and fostering vocational programs and apprenticeships.

## Three pivotal architects: Policymakers, companies, and consumers play a distinct yet interconnected role in driving decarbonization

Decarbonization requires action from three important players: policymakers, companies, and consumers. Recognizing the compounding effect of their collective efforts is important for helping achieve exponential progress. Are there common starting points that can expedite the progress of enablers and harness the power of collective action?

- **Stimulating internal demand:** Governments could be both producers and consumers of low-carbon energy, and their high purchasing power can provide the necessary scale for clean technologies and products to companies. For example, the largest municipality in the United States, New York City, could have the potential to substitute up to 27% of its fossil gas procurement with carbon-negative renewable natural gas generated from wastewater biogas co-digested with food waste.<sup>41</sup> These efforts would align with the goals outlined in the Biden administration's Federal Sustainability Plan, which includes measures such as disclosing federal contractor greenhouse gas emissions with science-based

targets, promoting low-carbon materials through a “buy clean” initiative, and adopting a sustainable products policy.<sup>42</sup>

- **Integrating urban planning:** Policymakers and companies should involve urban planners and city governments in the discussion, fostering a strategy for non-personal vehicle solutions. This collaboration should prioritize addressing last-mile challenges, improving commuting options, and reimagining urban infrastructure, such as streets and sidewalks, with consideration for rising temperatures and unpredictable weather patterns.
- **Creating balanced and unified policy frameworks:** Policymakers may have an opportunity to design policies that reduce compliance costs (figure 3), thereby helping to alleviate undue financial strain on the treasury or consumers (see sidebar, “Global unification of emissions reporting framework”). Such policies could prioritize emissions reduction while remaining technology agnostic. With the global public debt of governments at a record-high of US\$92 trillion in 2022, revenue-neutral policies that implement carbon pricing mechanisms and direct the generated revenue to offset costs for consumers and companies could be crucial.<sup>43</sup>
- **Building confidence together:** Financial regulators, lenders, and borrowers can help mitigate risks at every stage of low-emission technology projects, from development to operation, facilitating their expansion. Tokio Marine & Nichido Fire Insurance Co.’s Mega-Solar Package Program, for example, combines insurance coverage across property, liability, and warranty, with risk consulting services, for solar power plant facilities.<sup>44</sup>
- **Maintaining consumer centricity:** Process-focused decarbonization is pivotal, but companies should not overlook their customers and end users. A comprehensive decarbonization strategy should enable customer-side decarbonization, prioritize affordability, and proactively address their purchase hesitancy.

---

## GLOBAL UNIFICATION OF EMISSIONS REPORTING FRAMEWORK

---

The global consolidation of emissions reporting frameworks, led by the International Sustainability Standards Board (ISSB), is a stride forward. This unified approach streamlines reporting, offering clarity for companies managing multiple standards. Aligned with the board and major frameworks and endorsed by the dissolved Task Force on Climate-Related Financial Disclosures, this consolidation boosts consistency and effectiveness in promoting sustainable practices.

---

## Tailoring decarbonization strategies to national contexts

Universal progress across these dimensions is important for the world to embark on the long road to net zero. But the path to decarbonization will likely be unique for each nation, adapted to meet its specific needs and circumstances. Along this path, a myriad of decarbonization options are expected to emerge, requiring three actions: strategic policy sequencing, risk mitigation, and resource prioritization from both governments and companies.

A nation’s policy sequencing, ranging from early-stage programs that initiate decarbonization to later-stage policies that amplify its adoption, would be guided by relative policy costs and deliverability. According to research conducted by the International Monetary Fund, there exists a notable divergence in policy sequencing among major emitters (figure 3).

Each nation should balance decarbonization efforts with considerations for economic output, manufacturing competitiveness, affordability, and energy security, in both the short term and longer term. Equally, each nation should prioritize decarbonization projects based on their potential co-benefits beyond emissions reduction, encompassing job creation, social equity, biodiversity protection, etc.

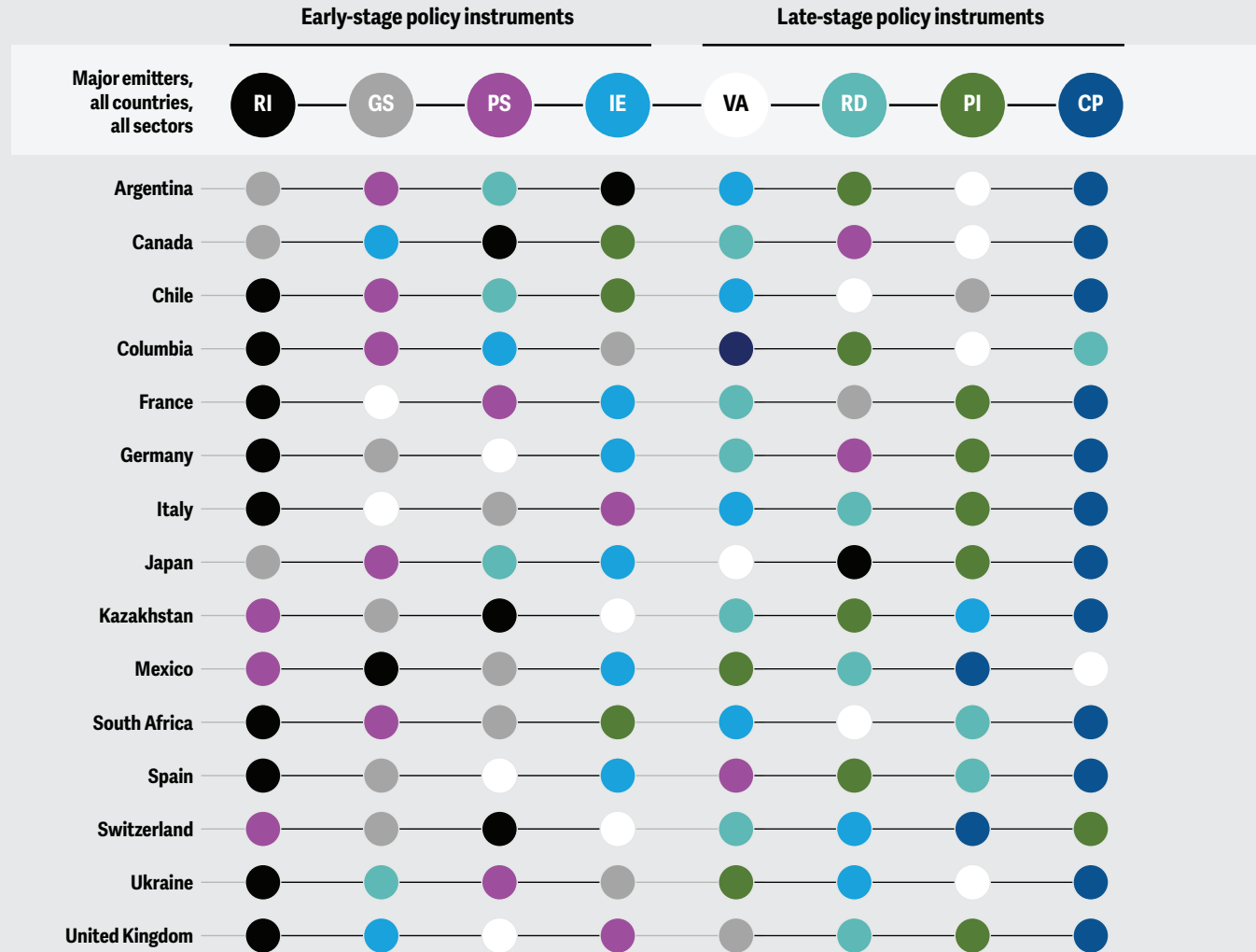
As this intricate journey toward net zero is underway, the diversity of national approaches highlights the complexity of decarbonization; yet, within this diversity lies the fertile ground for innovation and collaboration, propelling toward a sustainable future.

Figure 3

## Policy sequencing for decarbonization varies across countries

Order of instrument types in observed policy implementation

● Regulatory instruments (RI)    ● Grants, subsidies, and other financial incentives (GS)    ● Voluntary agreements (VA)    ● Policy support (PS)  
 ● Information and education (IE)    ● Research, development, and deployment (RD)    ● Procurement and investment (PI)    ● Carbon pricing (CP)



Note: Early-stage policy instruments are the mix of policies generally used to initiate decarbonization in a country and sector, while the late-stage policy instruments are typically enacted after the early-stage policies have been deployed.

Source: Linsenmeier et al. 2022, *Policy sequencing towards carbon pricing—Empirical evidence from G20 economies and other major emitters*, International Monetary Fund, April 2022.

# Endnotes

1. University of Exeter, “Fossil CO2 emissions at record high in 2023,” December 4, 2023. International Energy Agency, “CO2 emissions in 2023,” February 2024.
2. Deloitte analysis of US Environmental Protection Agency’s *Report on the Social Cost of Greenhouse Gases*, November 2023.
3. Ibid.
4. Thomas Koch Blank and LeeAnn Baronett, *The Next Industrial Revolution*, Rocky Mountain Institute, 2020, p. 4.; Hannah Ritchie, Pablo Rosado, and Max Roser, “Breakdown of carbon dioxide, methane, and nitrous oxide emissions by sector,” Our World in Data, January 2024; New Buildings Institute, “Embodied carbon,” accessed February 2024.
5. International Monetary Fund, “IMF Data Mapper,” accessed February 2024; International Energy Agency, *Tracking Clean Energy Progress 2023*, July 2023; Clarissa Diaz, “1 in 7 cars sold globally now is electric,” World Economic Forum and Quartz, March 10, 2023.
6. IEA, “Global CO2 emissions by sector, 2019–2022,” March 2, 2023; The World Bank, “GDP (current US\$),” accessed March 2024; Sidhharth Singh, “The relationship between growth in GDP and CO2 has loosened; it needs to be cut completely,” IEA, January 31, 2024.
7. IEA, “Light industry,” accessed April 2024.
8. Garrett Hering, “BLM advances US\$1 billion battery-backed solar project in Nevada,” S&P Global, December 31, 2019.
9. Global CCS Institute, *Global Status of CCS Report 2023*, November 2023.
10. Patricia Provot, “Putting waste heat back to work for a net-zero future,” *Pumps & Systems*, September 11, 2023.
11. Invest in Denmark, “Half a century of industrial symbiosis—Denmark offers a platform for success in biosolutions,” October 24, 2022; State of Green, “Kalundborg Symbiosis,” accessed March 2024; European Union, “Kalundborg Symbiosis: Six decades of a circular approach to production,” October 10, 2019.
12. BPIE and UCL, *2022 Global Status Report for Buildings and Construction*, United Nations Environment Programme, accessed April 2024; An indicator that evaluates the progression of the global buildings and construction sector, assessing the condition of policies, finance, technologies, and solutions to gauge the sector’s alignment with the Paris Agreement objectives.
13. BPIE and UCL, *2022 Global Status Report*.
14. IEA, “Building envelopes,” accessed March 2024.
15. Building Specifier, “We must upgrade our existing built environment,” March 26, 2022.
16. IEA, *Net Zero Roadmap: A Global Pathway to Keep the 1.5°C Goal in Reach, 2023 Update*, September 2023, p. 120; Iain S. Walker, Brennan D. Less, Núria Casquero-Modrego, and Leo I. Rainer, *The Costs of Home Decarbonization in the US*, Lawrence Berkeley National Laboratory, June 2022, p. 3.
17. Maryland.gov, “EmPOWER Maryland,” accessed March 2024.
18. Asite, *Smart retrofitting: The key to decarbonizing the built environment*, December 1, 2020.
19. NYC Sustainable Buildings, “Local Law 97,” accessed March 2024.
20. IEA, *The Future of Heat Pumps*, December 2022; Lauren Fagan, “Heat pumps are boosting Europe’s clean energy transition,” Sustainability Times, January 2023.
21. Precedence Research, *Hybrid Vehicle Market Size, Trends, Share, Report 2023–2032*, October 2023.
22. International Energy Agency, “Electric vehicles,” accessed April 2024.
23. Exro Technologies, “Barriers to battery electric vehicle adoption in 2023,” accessed April 2024.
24. Organisation for Economic Co-operation and Development, “Infrastructure investment,” accessed March 2024; The World Bank, “GDP (current US\$).”
25. US Department of Transportation, “Bipartisan Infrastructure Law information from Federal Railroad Administration,” April 11, 2024.
26. KlimaDAO, “Company website,” accessed February 2024.
27. US Department of Energy, *Energy Savings Performance Contracting for Water Resource Recovery Facilities*, March 2018, p. 8.
28. Neal Baumann, et al., *Climate product innovation within the insurance sector*, University of Cambridge Institute for Sustainability Leadership and Deloitte, accessed April 2024.
29. US Department of Energy, “Biden-Harris administration announces US\$6 billion to transform America’s industrial sector, strengthen domestic manufacturing, and slash planet-warming emissions,” March 25, 2024.
30. Deloitte, “GreenSpace Navigator,” accessed March 2024.
31. Venkata K.K. Upadhyayula, Venkataramana Gadhamshetty, Dimitris Athanassiadis, Mats Tysklind, Fanran Meng, Qing Pan, Jonathan M. Cullen, and Dalia M.M. Yacout, “Wind turbine blades using recycled carbon fibers: An environmental assessment,” *Environmental Science & Technology* 56, no. 2 (2022): pp. 1267–1277.
32. JEC, “Toray carbon fiber recycled from Boeing 787 wing production process applied in Lenovo ThinkPad X1 Carbon Gen,” December 21, 2023; EmpoweringCPO Insights team, “BMW’s Supplier Innovation Award: A case study on fostering innovation in procurement,” EmpoweringCPO, May 17, 2023.
33. Virginia Commonwealth Transportation Board, “SMART SCALE: Funding the right transportation projects in Virginia,” accessed February 2024.
34. Provenance, “Company website,” accessed February 2024; Acciona Energía, “Greenchain,” accessed February 2024.
35. World Habitat, “Energiesprong,” accessed February 2024; David Dodge and Dylan Thompson, “Energiesprong: A leap forward for net-zero building retrofits,” Pembina Institute, February 8, 2017.
36. Leon Pieters, James Cascone, Stephen Rogers, Derek Pankratz, and Anthony Waelter, “Green products come of age,” *Deloitte Insights*, May 31, 2023.
37. World Economic Forum, *Future of Jobs Report 2023*, May 2023.
38. LinkedIn Economic Graph, *Global Green Skills Report 2023*, accessed March 2024, p. 30.
39. LinkedIn Economic Graph, *Global Green Skills Report 2023*, accessed March 2024, p. 6 and p. 9.
40. Ibid.
41. Jim Thomson, Daniel Bolgren, Kate Hardin, and Carolyn Amon, “A ripe time for municipal gas and waste renewable natural gas partnerships,” Deloitte Research Center for Energy & Industrials, accessed April 2024.
42. The White House, *Federal Sustainability Plan: Catalyzing America’s Clean Energy Industries and Jobs*, December 2021.
43. United Nations Conference on Trade and Development, “UN warns of soaring global public debt: A record US\$92 trillion in 2022,” July 12, 2023.
44. Tokio Marine Holdings, Inc, “Tokio Marine: Our climate strategy,” June 5, 2023.

---

# About the authors

## **Stanley Porter**

sporter@deloitte.com

Stanley Porter serves as Deloitte's Global & US Energy, Resources & Industrials (ER&I) industry leader. He oversees and drives the development and execution of the overall ER&I strategy across all geographies and businesses, including more than 44,000 professionals and serving close to 75% of the Global Fortune 500 clients. Porter has more than 30 years of industry and global client leader experience, and he has worked with some of the largest names in the industry on a range of business issues.

## **Teresa Thomas**

tethomas@deloitte.com

Teresa Thomas is a partner with Deloitte's Risk & Financial Advisory practice and serves as the US advisory leader for the energy and chemicals sector. With more than 20 years of experience in the energy industry, she assists companies with assessing the impact of changes resulting from shifting regulations, new accounting standards, and capital market transactions. She is recognized as one of the "25 Influential Women in Energy" honorees for the year 2023.

## **Misha Nikulin**

mnikulin@deloitte.com

Misha Nikulin is a managing director in the Industrial Products & Construction practice focusing on technology strategy, data & advanced analytics, and cross-functional innovation. He helps clients by leveraging his 23 years of experience in Engineering Procurement Construction (from one of the top EPCs) and Consulting, including megaprojects (for example, new metro rail, energy, government). Nikulin has led large strategic initiatives, IT transformations, and innovation programs. His construction emerging tech experience includes smart jobsite solutions, equipment intelligence and efficiency, digital twin, IoT, cameras, AI-enabled generative design, AR/VR, robotics, and BI.

## **Kate Hardin**

khardin@deloitte.com

Kate Hardin leads Deloitte's research team focused on the implications of the energy transition for the Industrial, Oil, Gas, and Power sectors and has more than 25 years of energy industry experience. Before that, she led IHS Markit's integrated coverage of transportation decarbonization and the implications for automotive and energy companies.

## **Anshu Mittal**

ansmittal@deloitte.com

Anshu Mittal is a vice president in Deloitte's Research & Insights team and a co-leader in US-India Office Research & Insights. With nearly 20 years of experience in the energy and resources industry, he has advised governments and companies on policy-, regulatory-, strategy-, and transaction-level issues across the energy value chain. He has also authored many papers on energy transition, business strategy, shale's competitiveness, digital transformation, mergers and acquisitions, portfolio management, and market landscape.

## **Ayla Haig**

ayhaig@deloitte.com

Ayla Haig serves as an energy and sustainability manager having more than 14 years of experience in developing and implementing energy management, energy and water resilience, climate, and sustainability-related policies, initiatives, and strategies for the local government, US Department of Defense, and US Department of State. She has also worked for the local government for eight years, leading sustainability and energy policy development, implementation, and initiatives.

---

# Acknowledgments

The authors would like to thank **Shari Boyd** and **Tarek Helmi** from Deloitte Consulting LLP for their subject matter inputs and contributions toward the development of this study; **Jaya Nagdeo**, **Abhinav Purohit**, and **Visharad Bhatia** from the Deloitte Research & Insights team for the extensive research, analysis, and review support; **Rithu Thomas** and **Preetha Devan** from the Deloitte Insights team for providing support with the report's editing and publication processes; **Clayton Wilkerson**, **Jennifer McHugh**, and **Heather Ashton** from Deloitte Services LP and **Joanna Lambeas** from Deloitte Touche Tohmatsu Limited for their operational support; and **Katrina Hudson**, **Tara Meyer**, and **Alyssa Weir** for their marketing support.



## Expanding and modernizing the power grid for a clean energy transition

As global electricity demand surges, the importance of grid resilience and reliability at affordable levels is necessitating grid transformation for a cleaner future.

**T**he imperative to expand and modernize grid infrastructure is largely driven by two converging forces. First, global electricity demand is projected to grow by 150% by 2050 (with a potential upside due to growing demand from datacenters, artificial intelligence, and cryptocurrency sector), straining grid infrastructure.<sup>1</sup> Second, the rapid emergence of new sources of generation, particularly from renewables and distributed energy resources, is contributing to reshaping the electricity demand profile. These new sources change the flow of electricity on the grid and can introduce intermittency in the power flow as well, further challenging the grid planners and operators in their mandate to provide safe, secure, reliable, affordable, and increasingly sustainable energy.

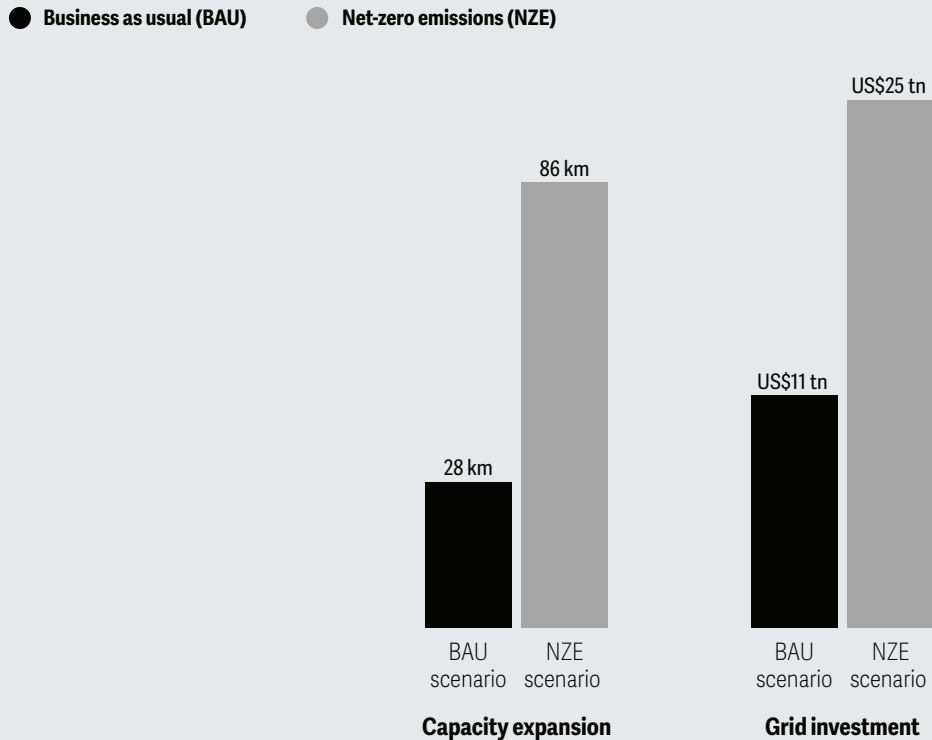
These factors necessitate grid expansion and modernization. However, this is proving to be a bottleneck in achieving clean energy goals, both in terms of the availability of financing and the pace of development. A US\$14.3 trillion shortfall in global grid investment is expected by 2050, with an annual global grid infrastructure (transmission and distribution lines) expansion gap of 2.08 million kilometers (figure 1).<sup>2</sup> Meanwhile, the development timeline for grid infrastructure is three to seven times slower than that of renewable energy installations and electric vehicle charging stations.<sup>3</sup> These financial and temporal gaps in grid development are a signal that current supply-side strategies may be inadequate for the unfolding demands of a cleaner power grid.

*Stanley Porter, Jim Thomson, Christian Grant, Craig Rizzo, Kate Hardin, and Jaya Nagdeo*



Figure 1

## By 2050, the global power grid faces a massive investment and expansion shortfall



Notes: BAU scenario: For grid investment, the average annual investment in the last seven years (approximately US\$300 billion) was 10% higher than the previous decade. We have used the same percentage increase in subsequent seven-year blocks for future investments; for transmission and distribution expansion, we have used net change in the grid capacity as one million kilometers, a figure derived from growth patterns observed in the previous decade.

Source: International Energy Agency, "Electricity grids and secure energy transitions," October 2023.

### Accelerating progress: A phased approach to grid transformation

While challenges and disparities inherent in the energy transition and subsequent grid transformation are becoming clearer, addressing them requires a structured and strategic approach. To help unlock the potential of renewables and ensure a reliable, resilient grid, we consider a tri-phased scaling strategy. This strategy navigates progress in three distinct phases, each building upon the previous one to create a comprehensive road map for power grid transformation.

#### Phase 1: Strengthening and hardening the backbone

This phase focuses on strengthening and transforming the core grid infrastructure into a dynamic and responsive system capable of integrating new technologies and accommodating diverse energy sources.

Key focus areas to consider include:

- **Increasing visibility and control through advanced grid technologies:** Sensors embedded throughout the network, including smart meters, automated control systems, and advanced monitoring tools,

can provide real-time data on energy flow, equipment health, and grid stability. Analyzing sensor data can allow operators to anticipate equipment failures before they happen, preventing outages, enhancing the utilization of existing resources, and ultimately increasing grid reliability. These technologies can be pivotal in making the grid more adaptive and responsive to changing energy patterns, especially with the influx of renewable energy (see sidebar, “Grid enhancing technologies”).

---

## GRID ENHANCING TECHNOLOGIES

---

A US-based utility company installed sensors on two 230-kilovolt lines for under US\$300,000. This strategic decision averted the need for costly reconductoring, saving the company around US\$50 million in infrastructure costs. Additionally, the upgrade led to an 18% to 19% increase in line capacity and reduced annual congestion costs from over US\$60 million to US\$1.6 million. This implementation demonstrates how leveraging advanced technology can result in significant operational efficiencies and financial savings in the energy sector.<sup>4</sup>

---

- **Developing robustness through energy storage solutions:** Energy storage solutions are pivotal for managing renewable intermittency and critical to grid modernization. Battery technology serves as a dynamic buffer, capturing surplus energy during peak production, and could potentially reduce overall peak electricity demand by up to 15%.<sup>5</sup> Pumped hydro facilities, known for their efficiency and scalability, can provide rapid support to the grid during high-demand periods, but are geographically constrained. Beyond resolving intermittency, these storage solutions are designed to transform grid management by enhancing flexibility and reliability. For instance, battery storage systems, which are technically capable of addressing many grid challenges, are central in providing system flexibility. In 2050, in the International Energy Agency’s net-zero emissions scenario, storage could meet 28.3% of flexibility needs in advanced economies and 27.9% in emerging ones.<sup>6</sup>
- **Reinforcing physical infrastructure:** Strengthening, upgrading, and hardening key components, such as power lines, substations, and transformers, can not

only help in handling higher loads but also reduce transmission losses and improve resiliency and energy delivery efficiency. Upgrading to high-efficiency conductors can minimize transmission line losses by 10% to 20%.<sup>7</sup> Additionally, replacing outdated transformers with high-efficiency models can cut energy consumption by up to 12%, further boosting grid efficiency.<sup>8</sup>

## Phase 2: Catalyzing grid-connected decentralization

This phase marks a shift toward a more intelligent and adaptable grid that embraces decentralized, interconnected, and customer-centric energy networks. This decentralized system can fortify the grid, making it more resilient and difficult to disrupt. However, this transformation requires not just the decentralization of power sources but also a reimagining of the logic and controls, extending these to the grid edge.

Key focus areas to consider include:

- **Decentralizing for resilience and efficiency:** The shift from a traditional, centralized grid to a more distributed model is already underway, driven by the proliferation of distributed energy resources in many regions. These resources, including rooftop solar panels, small wind turbines, distributed energy storage (for example, home batteries), electric vehicles, and community energy projects, are fundamentally changing how we generate and manage electricity. Globally, examples of high degrees of decentralization are common; distributed energy resources are expected to contribute up to 45% of Australia’s electricity generation capacity by 2050.<sup>9</sup> Similarly, 83% of EU households could become prosumers (someone who produces as well as consumes) of energy by 2050, indicating a significant shift toward decentralized energy models.<sup>10</sup> However, the potential of distributed energy resources extends beyond power generation to include effective grid management. Microgrids, which operate independently or integrate seamlessly with the main grid, empower communities to manage local energy demand and provide critical backup during outages, potentially boosting grid resilience.<sup>11</sup>

- **Incentivizing customers to balance the grid:** Consumers are becoming more active partners in their energy and, by extension, grid management. Demand response strategies offer incentives for customers to adjust their energy usage in response to the grid's real-time needs, optimizing efficiency and balancing loads. Programs like dynamic pricing, which adjusts electricity costs based on demand, have been shown to reduce peak load by 15% to 20%, alleviating strain on the grid and potentially saving consumers money during off-peak hours.<sup>12</sup> Integrating smart technologies, such as smart thermostats and appliances, into residential energy management platforms is revolutionizing how consumers interact with their energy use. These technologies can help users control their consumption and participate in demand response programs, providing a way to contribute to grid stability while managing energy costs.

### Phase 3: Creating an interconnected energy landscape

The future of energy lies in modernizing grids and connecting them with other critical systems. This phase transcends traditional boundaries, integrating energy efficiency and optimization across sectors like transportation, buildings, and smart city infrastructure. It's about fostering an ecosystem where diverse elements like electric vehicles, smart streetlights, and home energy management systems speak the same language—the language of efficient energy management.

Key focus areas to consider include:

- **Powering a two-way street with transport:** Among all clean power technologies, globally, electric vehicles have experienced the fastest rise, surging from less than 5% of new car sales in 2020 to 18% in 2023.<sup>13</sup> But this rise could go beyond cleaner transportation; it can be a pathway to revolutionizing grid stability. Through vehicle-to-grid technology, parked electric vehicles can transform into mobile energy storage units capable of feeding power back into the grid during peak demand.<sup>14</sup> This innovation extends beyond mere peak shaving; it can rebalance the renewable energy equation. By integrating electric vehicles and vehicle-to-grid, power companies can tap into stored energy to help offset the intermittency of solar and wind production, helping to

ensure a continuous flow of clean electricity. For instance, recent studies estimate that vehicle-to-grid services could unlock up to nearly 600 gigawatt of flexible capacity by 2030 across regions like China, India, the United States, and the European Union.<sup>15</sup> This capacity is crucial for compensating renewable generation variability during peak periods and meeting part of the additional peak capacity generation needs.<sup>16</sup>

- **Harnessing the potential of the industrial sector for cross-system synergy:** As electricity could climb to nearly 30% of total industrial energy consumption by 2030, smart factories are expected to help usher in clean energy.<sup>17</sup> Beyond generation, some of these facilities are active grid partners. Through demand response programs, they can adjust energy usage during peak hours, easing grid strain. Electric forklifts and trucks can act as mobile batteries, injecting clean power back into the grid or charging efficiently with onsite renewables or off-peak grid electricity. This two-way energy flow demonstrates the power of industrial electrification and its seamless integration with grid modernization.
- **Weaving an efficient urban fabric with smart cities and the Internet of Things:** Beyond cleaner streets and connected traffic lights, smart city infrastructure holds potential for energy savings. Smart streetlights that adapt to ambient light and occupancy can cut energy consumption by up to 80%.<sup>18</sup> But it's not just about savings; it is about creating an intelligent network of devices that can dynamically interact with each other. This dynamic interaction goes beyond command and control mechanisms, such as adjusting air conditioning based on temperature, and can create a decentralized system where artificial intelligence actively manages both consumption and production. In this system, artificial intelligence can adjust a thermostat based on grid signals or shift a refrigerator's energy consumption to off-peak hours. It can even balance energy distribution at the level of a single feeder, making the grid more efficient and adaptable to real-time needs and cleaner goals. However, such a system would require significant computing power and data storage capabilities, the cost of which is just beginning to be understood. This is the power of the Internet of Things, where interconnected devices can actively

engage in energy management, helping to foster a more efficient grid adaptable to real-time needs and environmental goals.

### **The tipping points of change: Important factors shaping grid modernization's trajectory**

The pace of transition in grid expansion and modernization are expected to be largely determined by the movement of four enablers: capital availability, talent accessibility, technology readiness, and business models. However, the progress on these is often complicated with multiple interdependencies. For example, the finance-technology nexus is foundational, with financial support enabling technological advancements, which can lead to cost reductions and increased investment attractiveness. Similarly, the connection of the workforce-business model underscores the need for new skills and adaptability to support innovative business models that facilitate grid modernization. Addressing the interdependencies likely requires transformative solutions.

#### **Finance**

The grid's global US\$25 trillion investment, by 2050, faces hurdles such as limited traditional funding, strict regulations, and affordability concerns.<sup>19</sup> Traditional models could falter against the project scale and innovation, alongside a utility model that historically depends on large, upfront capital investments with long-term returns. Further, securing rate case approvals is getting difficult.<sup>20</sup> Facilitating financing could include:

- **Making grid modernization projects more attractive to a broader spectrum of investors:** Innovative financing tools such as green securitization and transmission revenue-backed securities could diversify investor bases by turning project cash flows into tradable securities, reducing risk, and enhancing liquidity. Between 2019 and the first half of 2022, green securitization issuance represented 32.3% and 1.4% of total US and European green issuances, respectively.<sup>21</sup>
- **Expediting cost recovery:** Enhanced rate case models that combine existing regulatory approaches, such as price caps and performance benchmarks, with output-based incentives can help expedite utilities'

cost recovery, helping to foster efficiency and innovation. This approach could help build investor and regulatory confidence by rewarding achievements and making investments more appealing.

- **Implementing dynamic tariff structures:** Tariff structures that reflect real-time energy supply and demand encourage efficient usage and generate additional revenue during peak times. This addresses affordability and supports grid modernization funding through improved operational savings and public backing. Coneva recently launched a dynamic tariff that combined local energy management with the dynamic electricity tariff, helping maximize customers' cost-saving potential.<sup>22</sup>

#### **Technology**

The potential of renewable energy integration into the grid could be improved by unifying disparate data sources, mitigating cybersecurity vulnerabilities, and increasing standardization. Consider the following to help unlock digital potential:

- **Enhancing security:** Blockchain-based data security creates a secure and transparent platform for sharing threat intelligence across utilities, government agencies, and cybersecurity firms, offering a tamper-proof, real-time network that can enhance preparedness against cyberthreats and ensures data integrity across the energy sector. In December 2022, Iberdrola implemented a blockchain-based compliance system in Spain, governed by the Association of Property and Commercial Registrars of Spain, that will be available in June 2024.<sup>23</sup> This technology facilitates the exchange of compliance documentation within the company, ensuring a reliable, efficient, and secure process that increases transparency and trust.<sup>24</sup>
- **Extracting value from data:** Unified data platforms aim to seek returns from data rather than just electrons, breaking down silos for informed decision-making. These centralized platforms can integrate and monetize the wealth of grid data from disparate sources like smart meters, weather stations, and renewable energy assets, providing real-time insights for renewable energy integration and grid optimization.

- **Increasing interoperability:** Open-source platforms and common standards promote adaptable, evolving technological integration and interoperability across the grid, facilitating innovation and seamless renewable energy incorporation without stifling creativity or excluding regional solutions. With more interoperable systems, consumers can more easily integrate their energy resources, such as rooftop solar panels or electric vehicles, into the grid, contributing to the overall resilience and sustainability of the energy system.

## Talent

The global power industry faces a 3.9 million workforce gap, exacerbated by a skills gap amid increasing competition for skilled employees from companies inside and outside the energy industry.<sup>25</sup> At the same time, the sector faces career stagnation and rising retirements. A breakthrough could potentially be achieved through:

- **Initiating knowledge transfer:** Create peer-to-peer learning networks to help leverage the collective knowledge of the workforce by creating online communities and mentorship programs, allowing experienced professionals to guide newcomers through virtual platforms, fostering continuous learning and skill exchange.
- **Empowering local communities:** By training residents in grid monitoring using smart technologies, communities can create a network of microgrids or community-based grid guardians. This grassroots approach can enhance resilience and contribute to preventative maintenance, leveraging local involvement for better grid health and operational efficiency. In Germany, cooperatives like BürgerEnergieGenossenschaft allow citizens to invest in and co-manage renewable energy projects, fostering local ownership and engagement.<sup>26</sup>
- **Creating flexible learning for career development:** Modularized skill ecosystems can help break down traditional career paths into bite-sized, job-specific modules, offering micro-credentials for specific grid tasks. This approach can help employees build customized skills and adapt through continuous, flexible learning paths for career development and innovation.

## Business models

The business environment can be challenged by dynamic market conditions, a risk-averse culture, and a siloed organizational structure. There is also a need to reinvent the electric company model by pivoting to sustainable and empowered consumer-centric business approaches. This can be achieved through:

- **Offering utility-as-a-platform services:** This transforms utilities into platform providers facilitating energy services beyond simple electricity delivery. Utilities can explore the potential for market mechanisms to unlock further value embedded in the distribution networks. This model leverages the utility's infrastructure to offer services such as peer-to-peer energy trading, demand response aggregation, and consumer energy management solutions.
- **Adopting energy-as-a-service models:** This enables adopting a subscription model for personalized energy services, allowing businesses and consumers to pay for energy use without owning the infrastructure. This approach looks to confirm that providers can manage maintenance, encouraging resource allocation toward innovation. Similarly, microgrid-as-a-service can offer rural communities reliable electricity from local renewable sources.
- **Aligning rates and contracts with real-time market dynamics through dynamic pricing models:** This positions power companies as central facilitators in an energy marketplace, diversifying revenue and enhancing customer engagement through a platform offering transparent, competitive pricing, helping drive efficiency and a consumer-centric sustainable energy ecosystem.

## Three pivotal architects: Policymakers, companies, and consumers play distinct yet interconnected roles in driving grid modernization

The path to a modernized grid would require synchronized efforts from policymakers, companies, and consumers. The essence of achieving a scalable and rapid transition in grid modernization lies in recognizing the intricate interconnectedness of these stakeholders'

actions and sequencing change accordingly. Particularly, focusing on seven key areas could yield results:

- **Considering regulatory requirements:** Regulators may consider, for example, establishing sandbox environments where companies can test new products and services in the electricity and gas sectors. This would allow regulators to review existing regulations and make necessary adjustments to support energy innovation. Consumer participation can provide valuable feedback, while successful pilots could incentivize broader adoption. For instance, Singapore's sandbox tests distributed energy resources, electric vehicles, and trading platforms, aiming to enable industry regulators to assess the impact of new products and services before deciding on the appropriate regulatory treatment.<sup>27</sup>
  - **Recognizing the need for adaptive and dynamic policy frameworks:** Instead of one-size-fits-all frameworks, agile and tailored solutions can help recognize the diversity of resources, needs, and contexts across regions, technologies, and changing market conditions. For instance, for distributed energy resources, this includes region-specific grid access rules, pricing structures, and compensation mechanisms for energy fed back into the grid. Federal Energy Regulatory Commission Order No. 2222, for example, aims to enable distributed energy resource integration in wholesale markets and enhance grid diversity, efficiency, and interconnectedness among grid operators, participants, and consumers.<sup>28</sup>
  - **Fostering collaborative open ecosystems:** Co-create with startups, utilities, and research institutions to help fast-track the development and deployment of innovative technologies, promoting a unified approach to energy solutions. For instance, the Energy Web Foundation enables peer-to-peer energy trading, facilitating renewable energy integration and accelerating grid modernization through shared technologies and standards.<sup>29</sup>
  - **Facilitating private sector finance:** Foster private investment in grid modernization potentially through incentives and risk-sharing mechanisms, expanding financing of renewable projects and infrastructure upgrades. Some countries are moving to allow private investment in grid expansion in order to unlock funding for renewable energy integration and circular practices, demonstrating the ripple effect of enabling private finance.<sup>30</sup>
  - **Integrating distribution systems into bulk-system planning and operations:** Often, the planning and operation of the bulk system and distribution systems are disparate. As the grid evolves, particularly at the edge, the need for tighter integration of planning and operation is expected to increase. This full systems-based approach can unlock the mutual benefits of integrated energy modeling.
  - **Adopting circularity to increase grid efficiency:** Incorporating recycled materials, minimizing waste, and prioritizing resource-efficient design can promote grid sustainability. Different measures, such as policy incentives or market rewards for these practices, could drive cross-industry collaboration, helping create a path for a resource-smart energy ecosystem.
  - **Creating inter-sectoral integrated policies:** By enhancing inter-sectoral coordination across electricity, gas delivery, water, and waste management sectors, policymakers can create a path for integrated policy development, while companies can potentially drive the implementation of cross-sector solutions, using multi-asset data that optimizes resource use and efficiency. Consumers could stand to gain from more resilient, sustainable, and interconnected urban ecosystems.
- Bridging the substantial investment and development gap while integrating innovative technologies and decentralizing energy sources can help achieve sustainable energy goals and help ensure grid reliability. Although global energy transitions could necessitate similar evolutions in grid planning, individual country contexts will likely define the pressing priorities. Emphasizing collaboration among stakeholders and adopting a phased approach can help overcome obstacles and realize this vision.
- Embracing innovative technologies, fostering public-private partnerships, and considering adaptive policy frameworks should be considered. By aligning stakeholder efforts and prioritizing strategic investments, the current challenges can create a path for a sustainable, net-zero energy landscape.

---

# Endnotes

1. IEA, “*Electricity 2024—Analysis and forecast to 2026*,” January 2024, p. 8.
2. Ibid.
3. IEA, *Electricity grids and secure energy transitions*, October 2023.
4. Ethan Howland, “Regulators need to require utilities to use grid-enhancing technologies: FERC’s Clements,” Utilitydive, November 14, 2023.
5. The Revolution of Energy Storage, “Peak shaving in energy storage: Balancing demand, savings, and sustainability,” *POWER*, September 20, 2023.
6. Doyob Kim, *Unlocking the potential of distributed energy resources: Power system opportunities and best practices*, IEA, May 2022.
7. Jay Caspary and Jesse Schneider, *Advanced conductors on existing transmission corridors to accelerate low cost decarbonization*, Grid Strategies LLC, March 2022.
8. High Voltage Services, “Low loss transformers: Reducing energy bills, operating cost and environmental impact,” accessed February 2024.
9. Australian Renewable Energy Agency, “Distributed energy resources,” March 26, 2024.
10. Eamonn Noonan and Emily Fitzpatrick, “Will distributed energy resources change how we get our energy?,” July 2020.
11. Shelli Zargary, “Microgrids empower communities to enjoy sustainable and resilient energy,” GenCell Ltd., December 14, 2023.
12. UtilitiesOne, “The impact of dynamic pricing in smart building energy management,” October 2023.
13. IEA, “Electric vehicles,” accessed April 2024.
14. Virta, “Vehicle-to-grid: Everything you need to know,” accessed April 2024.
15. Johan Söderbom, “Vehicle-to-grid: Energy storage on wheels,” EIT InnoEnergy, October 12, 2020.
16. Kim, “Unlocking the potential of distributed energy resources.”
17. IEA, “Industry,” accessed February 2024.
18. IEA, “Empowering ‘Smart Cities’ toward net zero emissions,” press release, July 22, 2021.
19. IEA, *Electricity grids and secure energy transitions*.
20. Russell Ernst and Monika Hlinka, “Review of utility regulatory settlements shows it pays to set aside differences,” S&P Global Market Intelligence, January 5, 2023.
21. Vinod Kothari Consultants P. Ltd, *Green securitisation in India*, May 2023.
22. Coneva, “Dynamic power tariff Coneva Flex for commercial and industrial use,” accessed February 2024.
23. Jonathan Spencer Jones, “Iberdrola launches blockchain compliance platform,” Smart Energy International, December 22, 2022.
24. Ibid.
25. Deloitte analysis considering jobs for power generation and grid only from Omri Wallach, “How many jobs could the clean energy transition create?,” World Economic Forum, March 25, 2022.
26. Association of Citizens’ Energy Cooperatives in Baden-Württemberg, “Home page,” accessed February 2024.
27. Energy Market Authority, “Regulatory sandbox,” December 4, 2023.
28. Federal Energy Regulatory Commission, “FERC Order No. 2222: Fact Sheet,” September 28, 2020.
29. Energy Web, “Home,” accessed April 2024.
30. Correspondent, “Businesses can soon help fund Eskom grid,” Energy Central, January 24, 2024.

---

# About the authors

## **Stanley Porter**

sporter@deloitte.com

Stanley Porter serves as Deloitte's Global & US Energy, Resources & Industrials (ER&I) industry leader. He oversees and drives the development and execution of the overall ER&I strategy across all geographies and businesses, including more than 44,000 professionals and serving close to 75% of the Global Fortune 500 clients. Porter has more than 30 years of industry and global client leader experience, and he has worked with some of the largest names in the industry on a range of business issues.

## **Jim Thomson**

jamthomson@deloitte.com

Jim Thomson serves as the vice chair, US Power, Utilities & Renewables leader, and a lead client service partner for Deloitte Consulting LLP. He has more than 30 years of consulting experience working with global power, utility, and renewable energy clients. He is focused on delivering solutions to complex and critical challenges within the industry.

## **Christian Grant**

chgrant@deloitte.com

Christian Grant is a principal in the Power, Utilities & Renewables practice of Deloitte Consulting LLP who is focused on his clients' strategic and operations challenges. He brings more than 10 years of management consulting experience working with power and utilities companies as both a consultant and business leader in the industry. He architects and delivers smart operational solutions that address regulatory, technological, and consumer shifts.

## **Craig Rizzo**

crarizzo@deloitte.com

Craig Rizzo is a managing director with Deloitte Consulting's Energy, Resources & Industrials practice who is focusing on helping public and private sector clients transform their operating models and technology systems to accommodate evolving digital and clean energy technologies. He has more than 25 years of experience leading projects involving electric utility distribution grid modernization information.

## **Kate Hardin**

khardin@deloitte.com

Kate Hardin leads Deloitte's research team focused on the implications of the energy transition for the Industrial, Oil, Gas, and Power sectors and has more than 25 years of energy industry experience. Before that, she led IHS Markit's integrated coverage of transportation decarbonization and the implications for automotive and energy companies.

## **Jaya Nagdeo**

jnagdeo@deloitte.com


Jaya Nagdeo is a manager with Deloitte Services India Pvt. Ltd. and a part of the Deloitte Research Center for Energy & Industrials. She has close to 15 years of experience in strategic and financial research across all power, utilities, and renewable energy subsectors and has contributed to many studies in the areas of energy transition, business strategy, digital transformation, operational performance, and market landscape.



---

# Acknowledgments

The authors would like to thank **Ian McCulloch** and **Ayla Haig** from Deloitte Consulting LLP, **Robert Saunders** from Deloitte Canada, **Yomal Wijekoon** from Deloitte DTBA, **Thomas Schlaak** from Deloitte Consulting GmbH, and **Suzanna Sanborn** from Deloitte Services LP for their subject matter inputs and contributions toward the development of this study; **Anshu Mittal**, **Abhinav Purohit**, and **Visharad Bhatia** from the Deloitte Research & Insights team for the extensive research, analysis, and review support; **Rithu Thomas** and **Preetha Devan** from the Deloitte Insights team for providing support with the report's editing and publication processes; **Clayton Wilkerson**, **Adrienne Himmelberger**, and **Heather Ashton** from Deloitte Services LP and **Joanna Lambeas** from Deloitte Touche Tohmatsu Limited for their operational support; and **Kim Buchanan**, **Tara Meyer**, and **Alyssa Weir** for their marketing support.



## Boosting industrial manufacturing capacity for the energy transition

Manufacturers are essential drivers of the global sustainability transition, reducing their carbon footprint with energy-efficient strategies while supporting customer decarbonization via low-carbon materials and low-emission products.

**M**anufacturers, especially those within the industrial sector, are essential drivers of the global sustainability transition. Many are tackling their carbon footprint by integrating energy management systems and smart technologies and electrifying logistics, resulting in a reduction in carbon dioxide emissions. Simultaneously, they are assisting customers in decarbonization by procuring lower-carbon materials and meeting the consumer demand for technologies and products with reduced emissions.

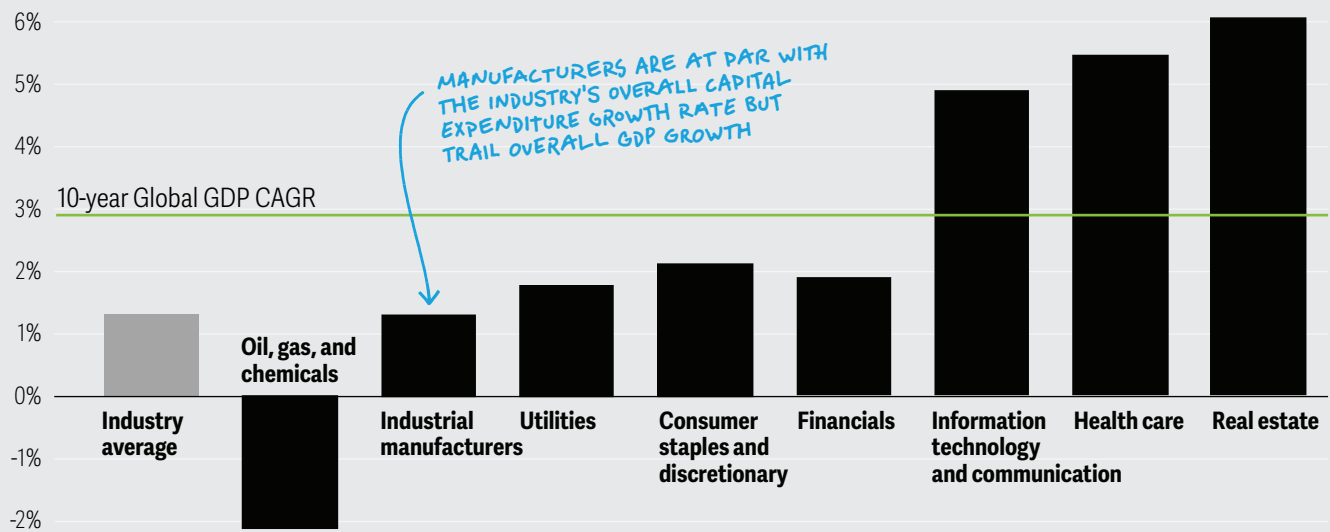
Amid all this, industrial manufacturers are also navigating product and supply chain complexities, rising costs, and changing regulatory requirements. Their capital expenditure (capex) on both new asset formation and modifications (retrofits) to existing assets has grown by only 1.3% over the past decade.<sup>1</sup> This growth rate aligns with the average across all industries, yet it falls short of the broader GDP growth rate (figure 1). Moreover, the capacity factor (net property, plant, and equipment [PPE]) for industrials and manufacturers has remained static at approximately 12% to 13% of total net PPE across industries.<sup>2</sup>

*Stanley Porter,  
Animesh Arora,  
Jean-Louis  
Rassineux, Kate  
Hardin, and Anshu  
Mittal*

Figure 1

## Manufacturers' capital expenditure on new assets and modifications lags the broader GDP growth rate

Capital expenditure: 10-year CAGR across industries



Note: Industrial manufacturers include industrial product companies, heavy machinery and equipment companies, engineering and construction companies, industrial conglomerates, and aerospace and defense companies.

Source: Deloitte analysis of companies' financial metrics using CapitalIQ data for the years 2012 to 2022.

- **Economic headwinds amplifying margin pressures:** Economic factors, including wage inflation, high interest rates, and slowing demand in some areas, are impacting manufacturers' bottom lines.
- **Supply chain concentration and vulnerability:** Using new materials and offering new products entail forging new supply chains and, in some cases, concluding bilateral deals for raw materials not previously sourced. For manufacturers taking advantage of Inflation Reduction Act credits to boost clean tech manufacturing, the concentration of these supply chains can be an issue. For example, over 90% of 2022's new solar photovoltaic production facilities are in China.<sup>3</sup>
- **A potential skills gap:** Amid increased demand for digital skills, evolving job requirements, and lower labor force participation rates, both an applicant gap and a skills gap are becoming apparent in the manufacturing workforce.
- **Long lead and permitting time for clean energy projects:** Lengthy lead times and regulatory approvals for clean energy projects create planning uncertainties. For instance, only 15% of electrolyzer projects are committed (that is, they are under construction or have reached a final investment decision).<sup>4</sup>

## Accelerating progress: A phased approach to building capacity for the future

The manufacturing sector should consider a structured and strategic approach for navigating the challenges posed by the energy transition. A tri-phased scaling strategy, which progresses through three distinct phases with each building upon the previous one, can help create a comprehensive road map.

### Phase 1: Elevating efficiency at the asset level through technological innovation and process integration

This phase focuses on broadening, strengthening, and transforming the foundational infrastructure.

- **Fueling agility with data integration and a smart factory approach:** By connecting machines, processes, and people through a data ecosystem, manufacturers can gain real-time insights into production metrics, equipment performance, and resource utilization. Such visibility can help enable them to quickly identify and resolve production challenges, implement predictive maintenance strategies, and optimize resource distribution. The advent of the smart factory, powered by this real-time data, ushers in a new era of operational excellence characterized by autonomous and optimized production processes. The tangible benefits of such advancements can include as much as a 20% increase in asset efficiency, a 30% enhancement in product quality, and significant reductions in energy consumption—all of which can contribute up to a 30% reduction in operational costs.<sup>5</sup>
- **Boosting manufacturing efficiency through energy optimization and renewable energy utilization:** Strategic inclusion of energy-efficient equipment, renewable energy, and the electrification of manufacturing fleets—including electric forklifts—are an important aspect of reducing carbon footprints. This involves the use of onsite renewable energy generation—like solar panels and wind turbines—or contracts with renewable energy suppliers.

- **Accelerating production with agile manufacturing and optimized designs:** Accelerating production efficiency is achieved by adopting agile manufacturing, optimizing component design, and minimizing waste.<sup>6</sup> Agile methodologies help enable rapid adaptation to market and technological changes, while integrating 3D printing can facilitate quick prototyping and efficient small-batch production (see sidebar, “Using rapid prototyping to increase efficiencies”). Unlike traditional manufacturing methods, 3D printing can create intricate, lightweight parts on demand and on site, thus helping to minimize exposure to procurement or supply chain risks.<sup>7</sup>

---

### USING RAPID PROTOTYPING TO INCREASE EFFICIENCIES

---

Switching to 3D-printed tooling, Vestas achieved a three-week lead-time reduction and 72% cost savings, producing precise, lightweight components with accuracy. This method enables smaller foundries, potentially lowering costs and enhancing the casting industry’s sustainability by reducing its environmental impact.<sup>8</sup>

---

### Phase 2: Fostering strategic collaborations across an ecosystem of assets for enhanced production and market penetration

This phase stresses the importance of creating collaborative networks that include manufacturers, suppliers, customers, and communities to help address their scope 3 emissions. By fostering strategic partnerships, companies can build a resilient and responsive manufacturing ecosystem that can help them respond to market challenges and disruptions.

- **Committing to reducing emissions in the supply chain:** On average, supply chain emissions are 7.7 times higher than direct operations, underscoring the urgency of adopting an integrated supply chain management approach.<sup>9</sup> Strategic collaborations with suppliers and distributors can be important in mitigating risks from climate events.

- **Enhancing systemic efficiency by integrating suppliers into the manufacturing ecosystem:** Integrating suppliers into the manufacturing ecosystem, using technology, is vital for boosting systemic efficiency. The global supply chain—expected to grow from US\$7.83 trillion in 2023 to US\$11.93 trillion by 2032—is pivotal in industrial manufacturing.<sup>10</sup> Through comprehensive collaborations that span across the product life cycle—from design and engineering to post-sales support—manufacturers and their partners can leverage enabling platforms for seamless coordination. This can help make products not only innovative but also scalable and sustainable.

According to a recent Deloitte survey, most manufacturing respondents reported that their lines of visibility start to blur beyond tier 2 of their supply networks.<sup>11</sup> However, partnering with local and small suppliers (beyond tier 2) can help enhance original equipment manufacturers' (OEMs') ability to offer localized low-carbon solutions. These small suppliers also often excel in providing specialized services like last-mile installation and maintenance, addressing specific market demands, often in a much faster time frame. Digitally empowering them and aiding in building their digital capabilities could be essential to gain visibility across the entire supply chain and maximize the benefits of their specialized support.

Additionally, in the design and engineering phase, OEMs can collaborate more closely with electronic manufacturing services (EMS) providers to leverage their expertise in areas such as design, testing, building, delivery, and providing support for electronic parts in the after-market<sup>12</sup> (see sidebar, “Strengthening core competencies by leveraging EMS partnerships”). For instance, a smart energy solutions company is collaborating with Jabil, an EMS in the turbine-manufacturing space, to optimize wind turbine production. This collaboration leverages Jabil’s manufacturing capabilities, exemplifying the impact of EMS partnerships on innovation and efficiency.<sup>13</sup> EMS companies are helping advance electronics manufacturing in industries like smart lighting, solar energy, renewable energy, and electric vehicles, and the global EMS market for energy applications is projected to grow at a compound annual growth rate of 6.4% from 2023 to 2030.<sup>14</sup>

---

## STRENGTHENING CORE COMPETENCIES BY LEVERAGING EMS PARTNERSHIPS

---

As the demand for renewable energy equipment grows, OEMs can benefit from the expertise and efficiencies offered by outsourcing their electronics manufacturing to EMS companies. This can help allow OEMs to achieve economies of scale and cost-effectiveness. By entrusting production to EMS specialists, OEMs can focus their resources and expertise toward R&D, innovation, and brand development.

---

- **Empowering a sustainable future through customer decarbonization:** Manufacturers can directly enable customers to decarbonize, primarily through offering a clean and electrified product slate (see sidebar, “Growth in clean energy manufacturing”) and actively engaging with customers to meet sustainability needs. By tailoring products to consumer demands for lower-carbon materials and energy efficiency, manufacturers can help integrate clean energy solutions into customer operations. For example, ABB partnered with Coolbrook to develop innovative technologies to help reduce emissions and energy consumption in critical industries such as chemical, cement, and other asset-heavy industries.<sup>15</sup>

---

## GROWTH IN CLEAN ENERGY MANUFACTURING

---

Over the past five years, clean energy manufacturing investment has grown fourfold to reach approximately US\$80 billion in 2022.<sup>16</sup> Even at these investment levels, the industry has already exceeded 2030 clean energy requirements in several key areas. Global solar photovoltaic manufacturing capacity, for example, is set to hit nearly 1,000 gigawatts by 2024, surpassing the 2030 target of 650 gigawatts for a net-zero trajectory.<sup>17</sup>

---

### Phase 3: Creating an interconnected ecosystem across industries

Forging strategic partnerships and collaborations across various industries and interconnected ecosystems enhances production capabilities and fosters global market penetration and sustainability by integrating diverse technologies and expertise.

- **Forging cross-sector collaborations for sustainable manufacturing:** Partnerships between OEMs and tech companies can lead to the development of smarter, more energy-efficient manufacturing equipment and processes. Integrating Internet of Things technology, artificial intelligence (AI), and other digital innovations, manufacturing systems can help achieve unprecedented operational efficiency, predictive maintenance, and energy savings. For example, Caterpillar, Microsoft, and Ballard Power Systems have collaborated to showcase hydrogen fuel cells as a sustainable backup power solution for data centers.<sup>18</sup>

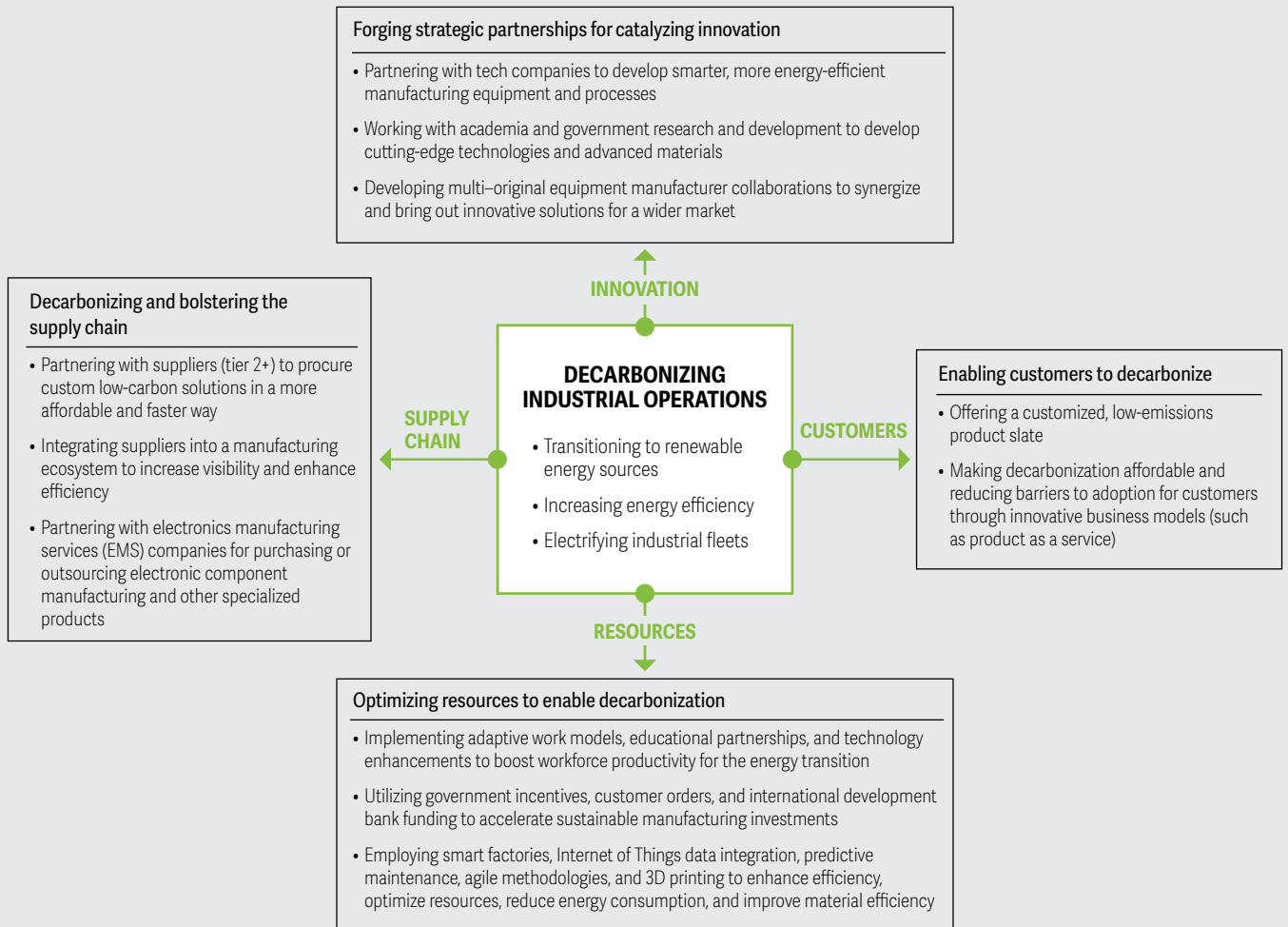
Additionally, collaborating with energy producers and utility companies is important for integrating renewable energy into manufacturing, optimizing energy use, and ensuring supply stability. Such collaboration helps not only minimize the carbon footprint of manufacturing but also often bolsters the grid's resilience. For instance, in Michigan, Ford is purchasing carbon-free electricity through DTE's MIGreenPower program, thereby avoiding as much as 600,000 tons of carbon dioxide emissions annually.<sup>19</sup>

- **Harnessing academic partnerships for innovative manufacturing solutions:** Deepening partnerships with academia and research bodies can provide manufacturers access to co-develop cutting-edge technologies, advanced materials, and innovative manufacturing methodologies. These collaborations can lead to developing next-generation renewable energy sources, further improving the sustainability and efficiency of manufacturing processes. For instance, the NExT initiative—involving NETL, Penn State, and some turbine manufacturers—aims to develop a modern turbine, enhancing US manufacturing with new design methods.<sup>20</sup>
- **Developing multi-OEM collaborations using complementary forces for market expansion:** This approach involves OEMs from different segments, including those beyond renewable energy, working together to develop integrated solutions that address wider market needs and offer higher efficiency and better user experiences. For instance, Siemens and Desert Technologies formed Capton Energy, a joint venture focusing on solar photovoltaic projects to electrify markets in the Middle East, Africa, and emerging Asia.<sup>21</sup>

This tri-phased scaling strategy can help manufacturers navigate through the complex landscape. Figure 2 provides a visual road map, outlining the key actions and considerations that can help decarbonize manufacturers across their value chain.

Figure 2

## Decarbonizing the manufacturing value chain



Source: Deloitte analysis.

## **The tipping points of change: Important factors shaping manufacturing capacity and supply chain resilience in the net-zero transition**

Efforts to boost manufacturing capacity and strengthen the core supply chain are expected to be aided by four key enablers: finance, talent availability, technology, and business models. However, navigating these elements is complex due to intertwined challenges—for instance, while financing is crucial, it can be hampered by political uncertainties and investor hesitancy.

### **Finance**

It is estimated that around US\$26 trillion of investments in renewable technologies will be needed globally by 2050 to achieve net-zero targets.<sup>22</sup> This can be complicated by the absence of innovative, shared risk-pricing mechanisms and macroeconomic uncertainties like the withdrawal of government incentives, weak investor confidence, or falling venture capital funding.<sup>23</sup> Manufacturers should consider:

- **Leveraging government incentives effectively to access capital:** Government incentives in the form of tax breaks, grants, subsidies, and other types of financial assistance can help overcome cost as a barrier to entry and raise funds. For instance, the Inflation Reduction Act includes almost US\$6 billion for financial assistance competitive grants to be made administered by the Department of Energy on a competitive and 50-50 cost-share basis for advanced industrial technology designed to accelerate greenhouse gas emissions reductions in an industrial process. It can be for new equipment or for retrofits and upgrades.<sup>24</sup>
- **Securing funds by leveraging orderbook strength:** Manufacturers can raise funds by directly aligning with customer needs for sustainable products and maintaining a healthy orderbook. For instance, Adani Solar tapped into trade finance from multiple banks, for solar manufacturing, which will be used to support its confirmed export orderbook.<sup>25</sup> Such a funding strategy not only strengthens market positions but can also accelerate the transition toward sustainable technologies.

- **Mobilizing funds from international development banks:** Public funding alone falls short of achieving a net-zero future, requiring US\$140 billion to US\$300 billion by 2030 and up to US\$500 billion by 2050.<sup>26</sup> International financing and development bodies are expected to play a crucial role in bridging this gap. For instance, the Asian Development Bank committed a US\$150 million loan for an innovative green finance mechanism in Indonesia. The loan will implement a finance and infrastructure investment platform to mobilize public and private funds for bankable projects. The initial batch of supported subprojects is worth over US\$420 million and is expected to reduce carbon dioxide emissions by 250,000 tons per year. The assistance will improve investment planning and project identification and build capacity to accelerate the project pipeline.<sup>27</sup>

### **Talent**

By 2030, the construction and manufacturing required to realize energy infrastructure projects is expected to require nearly 10 million people globally.<sup>28</sup> To achieve this, amid challenges such as increasing competition for skilled labor from other sectors and a need for clear career progression pathways, manufacturers should consider:

- **Implementing adaptive work models:** An increasing number of workers are seeking flexible workplace options. Manufacturers are generally receptive to this, and according to a recent survey by the National Association of Manufacturers, 57.7% of surveyed manufacturers in the United States alone pointed out that they are exploring scheduling changes—including compressed workweeks, adjusted shift times, and split shifts.<sup>29</sup> Solutions like varied shifts, “floater” roles, and shift-swapping can help enhance workforce diversity and support the energy transition.



- **Leveraging partnerships with local educational institutions:** Companies can forge partnerships with educational institutions to develop a workforce skilled in new digital and operational skills to reflect the advent of new technologies in the workplace. This can help build a talent pipeline for sectoral innovation, accelerating the energy transition. For instance, ABB's collaboration with Imperial College London—in carbon-capture technology—can provide students with relevant skills for the future.<sup>30</sup>
- **Improving labor productivity:** Integrating technologies such as smart factories<sup>31</sup> and the industrial metaverse can potentially enhance labor productivity by up to 12%.<sup>32</sup> Digitalization and automation can free up three hours per employee daily for training in advanced skills and immersive simulations, promoting career development in clean energy manufacturing.<sup>33</sup>

## Business models

Traditional business models tend to be distributed in nature, which can impede rapid response and adaptation in the face of market disruptions. To help form synergies, consider the following:

- **Enable circular economy integration:** This approach encourages manufacturers to innovate in product design and resource utilization, creating products that are easier to repair, upgrade, or recycle. By integrating circular economy principles, manufacturers can decrease dependency on raw materials, reduce environmental impact, and cater to the growing consumer demand for sustainable products. Philips integrates circular economy principles by refurbishing medical imaging equipment, such as CT scanners, offering trade-ins for hospitals to receive discounts on upgraded systems, and promoting sustainability and affordability in health care technology.<sup>34</sup>
- **Embrace aftermarket services:** Many manufacturers are shifting from just selling to offering aftermarket services, generating consistent revenue with as much as 2.5 times higher margins than new sales.<sup>35</sup> They're adopting performance-based contracts to ensure operational efficiency and minimize downtime. For instance, Siemens Gamesa offers optimized

performance of wind turbines through aftermarket add-ons.<sup>36</sup>

- **Adopt product-as-a-service:** This allows manufacturers of solar components to offer their products with minimal upfront costs, managing installation and maintenance while selling unused capacity back to the grid. This approach can help with adoption, opens new revenue streams, and aligns with sustainability by meeting demand more efficiently, making the model scalable and profitable across various technology sectors. Multiple solar OEMs offer this model, installing solar plants at consumer premises at no cost and then selling the excess electricity not used by the consumer.<sup>37</sup>

## Technology

Technology is vital for rigorous product testing, ensuring standardization, and mitigating workplace hazards. These solutions are expected to be important as manufacturers aim to decarbonize their operations and assist their clients in doing so as well:

- **Enhance efficiency with technology:** Leveraging technologies like computer vision, generative AI, drones, and digital twins enables data-driven optimization of manufacturing processes and product design. These solutions can optimize production lines and streamline product design, leading to faster time-to-market and reduced costs. For instance, simulating hurricane winds on a wind turbine's digital twin lets engineers adjust its design for stability under extreme conditions.<sup>38</sup>
- **Standardize new components for quick integration:** As manufacturers electrify and decarbonize their product portfolio, optimizing the use of components from existing designs could simplify the introduction and maintenance of new, electrified products for existing customers. By bringing such standardization, manufacturers can streamline production, minimize costs, and facilitate quick integration of renewable energy technologies, accelerating the energy transition.
- **Elevate workplace safety:** Manufacturers are leveraging technology to enhance safety protocols beyond conventional methods. Notably, OSHA's

Fall Protection Standard has been the most cited health and safety violation among US employers for 13 years in a row.<sup>39</sup> Technologies like gen AI can simulate and identify potential hazards and safety risks, helping manufacturers reduce workplace hazards.

### **Three pivotal architects: Policymakers, companies, and consumers play a distinct yet interconnected role in driving industrial manufacturing**

The journey toward a lower-emissions manufacturing sector likely involves a cohesive effort from policymakers, companies, and consumers. Their distinct yet intertwined roles underscore the complex interplay required for a scalable and swift transformation in manufacturing. Recognizing and aligning the actions of these stakeholders is important for helping to drive significant advancements. Particularly, focusing on five key areas could yield substantial results:

- **Continuing government and policy support:** Government initiatives like grants and rebates have propelled capacity expansions within the clean energy supply chain. The future trajectory of new investments is expected to be significantly influenced by the continuity of these policies, particularly as more than 60 countries are due to hold elections in 2024 and national fiscal debts continue to escalate.<sup>40</sup>
- **Streamlining permits and aiding innovation:** The 67% decline in energy transition-related patent applications in the fourth quarter of 2023 highlights the urgent need for streamlined permitting and funding processes to boost sustainable innovation and foster a resilient low-carbon economy.<sup>41</sup> Simplifying these processes can greatly accelerate the adoption of innovative solutions, reducing wait times and uncertainties for manufacturers. For instance, Canada's Net Zero Accelerator initiative accepts applications on an ongoing and noncompetitive basis from manufacturers to promote their R&D efforts and foster innovation.<sup>42</sup>
- **Adopting alternative materials:** Addressing material scarcity through the innovative use of alternative materials, like using aluminum instead of copper in wind turbine cables, can reduce costs and resource demands. This shift is vital for sustainable manufacturing, with copper demand potentially tripling for offshore projects.<sup>43</sup>
- **Embracing a whole-of-government approach:** Adopting a holistic government approach that integrates public investment in workforce training will be important to addressing the skills gap. Such a strategy can help promote youth employment, which refers to people aged 15 to 24 (where unemployment is around 12 percentage points higher than adults).<sup>44</sup>
- **Leveraging consumer influence for sustainable choices:** The swift adoption of solar photovoltaic projects by some consumers illustrates the powerful role of consumer choice in driving down costs and expanding demand. Additionally, the emergence of strategic partnerships, such as the collaboration between a global industrial automation leader and a US-based clean energy firm to electrify mining vehicles, showcases the effectiveness of joint efforts in product development.<sup>45</sup> This synergy promotes sustainable manufacturing practices and illustrates the significant impact of consumer demand and collaborative innovation can have in advancing sustainable solutions.

The tri-phased approach from asset to ecosystem enhances efficiency, can help foster cross-sector collaborations, and embraces innovative business models. This strategy, advanced by public-private partnerships and adaptive policy frameworks, aims to help bridge investment gaps and integrate cutting-edge technologies.

---

# Endnotes

1. Deloitte analysis of companies' financial metrics using CapitalIQ data for 2012 to 2022.
2. Ibid.
3. International Energy Agency (IEA), "Is there enough global wind and solar PV manufacturing to meet Net Zero targets in 2030?," June 2023.
4. International Energy Agency, *The state of clean technology manufacturing*, November 2023.
5. Deloitte, "Smart factory for smart manufacturing," accessed April 15, 2024.
6. Lightrus, "DfMA—Design for Manufacturing & Assembly," accessed April 15, 2024.
7. Faster Capital, "The future of manufacturing: How 3D printing startups are revolutionizing the industry," February 8, 2024.
8. BigRep, "Winds of change for Vestas: 3D printed tooling transforms wind turbines," January 4, 2024.
9. CDP, *Transparency to transformation: A chain reaction*, February 2021.
10. Manufacturing Dive, "Technology reinvigorates industrial global supply chains," accessed March 2024.
11. Paul Wellener, Kate Hardin, Stephen Laaper, Aaron Parrott, and Stephen Gold, "Meeting the challenge of supply chain disruption," *Deloitte Insights*, September 21, 2022.
12. Matric, "Capabilities of an electronic manufacturing services company," August 4, 2022.
13. Jabil, "Empowering Wind Turbine Innovations With Smart Energy Capabilities," accessed March 2024.
14. Market Research Future, *Global EMS and ODM market research report*, 2023.
15. Colin Ward and Joonas Rauramo, "ABB and Coolbrook strategic partnership," ABB, accessed April 15, 2024.
16. BloombergNEF, *Energy Transition Investment Trends 2023*, January 2023.
17. IEA, "Is there enough global wind and solar PV manufacturing to meet net zero targets in 2030?"
18. Amber Jackson, "Microsoft & Caterpillar test hydrogen fuel cell solutions," *Data Center Magazine*, accessed April 15, 2024.
19. Ford, "Ford motor company and DTE Energy announce the largest renewable energy purchase from a utility in U.S. history," press release, August 10, 2022.
20. National Energy Technology Laboratory, "NETL, partners take 'NExT' steps to develop National Experimental Turbine," May 12, 2022.
21. Capton, "Home," accessed April 17, 2024.
22. Narasimha Raju, "Tech to revolutionize the management of renewable energy assets," *CXO Today*, July 3, 2023.
23. International Energy Agency, *World energy investment 2023*, accessed April 17, 2024.
24. Hogan Lovells, "The IRA: What's in it for manufacturers?," August 15, 2022.
25. *The Economic Times*, "Adani plans to build 10 GW solar manufacturing capacity by 2027," October 2, 2023.
26. World Bank, "Enabling private investment in climate adaptation & resilience," accessed April 17, 2024.
27. Asian Development Bank, "ADB in Southeast Asia," accessed April 17, 2024.
28. International Energy Agency, *World energy outlook 2022*, October 2023, p. 177.
29. National Association of Manufacturers, "NAMs' outlook survey—second quarter 2023," June 7, 2023.
30. ABB, "ABB and Imperial College extend carbon capture collaboration to support future workforce and energy transition," press release, October 25, 2023.
31. Paul Wellener, Steve Shepley, Ben Dollar, Stephen Laaper, Heather Ashton, and David Beckof, "Manufacturing goes digital: Smart factories have the potential to spark labor productivity," *Deloitte Insights*, September 16, 2019.
32. John Coykendall, Kate Hardin, and John Morehouse, "2024 manufacturing industry outlook," *Deloitte Insights*, April 17, 2024.
33. Jeff Wald, "How automation could save your business US\$4 million annually," *Forbes*, August 3, 2017.
34. Suneet Agera, "How manufacturers drive real value from the circular economy," *Forbes*, October 7, 2022.
35. Paul Wellener, Robin Lineberger, Kerry Millar, Oliver Bendig, and Aijaz Hussain, "Aftermarket services: Transforming manufacturing in the wake of the COVID-19 pandemic," *Deloitte Insights*, May 14, 2020.
36. Siemens Gamesa, "Operations and maintenance services for wind farms: Maximizing value, optimizing returns," accessed March 2024.
37. Qcells, "Qcells power and contracting and solar leasing model in Germany to serve as blueprint for European roll-out of solar-as-a-service," press release, November 19, 2020.
38. Vera Solovyova, "Digital twins for renewable energy: 3 use cases," *Softeq*, April 28, 2023.
39. Velocity EHS, "OSHA's top 10 list of violations: Fall protection," January 10, 2024.
40. Deccan Herald, "2024, year of elections: 60 countries to head for polls, most in a single year till 2048," January 6, 2024.
41. Power Technology, "Energy transition related patent filings decreased in the power industry in Q4 2023," January 30, 2024.
42. Government of Canada, "Net Zero Accelerator initiative," accessed April 17, 2024.
43. Dolf Gielen and Carlo Papa, "Materials shortage will not stop the energy transition, if we plan ahead," International Renewable Energy Agency, November 4, 2021.
44. Elizabeth Vance and Jay Sullivan, "Building the talent pipeline for the energy transition: Aligning US workforce investment for energy security and supply chain resilience," Federation of American Scientists, August 16, 2023.
45. Deloitte analysis of publicly available company documents.

---

# About the authors

## **Stanley Porter**

sporter@deloitte.com

Stanley Porter serves as Deloitte's Global & US Energy, Resources & Industrials (ER&I) industry leader. He oversees and drives the development and execution of the overall ER&I strategy across all geographies and businesses, including more than 44,000 professionals and serving close to 75% of the Global Fortune 500 clients. Porter has more than 30 years of industry and global client leader experience, and he has worked with some of the largest names in the industry on a range of business issues.

## **Animesh Arora**

animesharora@deloitte.com

Animesh Arora serves as a principal with Deloitte Consulting LLP, with more than 25 years of industry and business transformation experience. He has led global procurement and supply chain transformations across multi-divisional, multi-tier supply chains—delivering more than US\$5 billion in bottom-line impact to his clients. Arora is an established thought leader in digital supply networks, enterprise cost management, operational transformation, supplier relationship transformation, integrated supply chain design, collaborative cost modeling, and fast-track sourcing.

## **Jean-Louis Rassineux**

jrassineux@deloitte.fr

Jean-Louis Rassineux is the Deloitte Global Industrial Products & Construction (IP&C) sector leader, with more than 30 years of consulting experience, including in product life cycle management, finance and HR transformation, supply chain and logistics, program management, and strategy definition. Having worked with some of the largest names in the sector, Rassineux currently focuses on innovation and the impact of digital on A&D organizations.

## **Kate Hardin**

khardin@deloitte.com

Kate Hardin leads Deloitte's research team focused on the implications of the energy transition for the Industrial, Oil, Gas, and Power sectors and has more than 25 years of energy industry experience. Before that, she led IHS Markit's integrated coverage of transportation decarbonization and the implications for automotive and energy companies.

## **Anshu Mittal**


ansmittal@deloitte.com

Anshu Mittal is a vice president in Deloitte's Research & Insights team and a co-leader in US-India Office Research & Insights. With nearly 20 years of experience in the energy and resources industry, he has advised governments and companies on policy-, regulatory-, strategy-, and transaction-level issues across the energy value chain. He has also authored many papers on energy transition, business strategy, shale's competitiveness, digital transformation, mergers and acquisitions, portfolio management, and market landscape.

---

# Acknowledgments

The authors would like to thank **Joe Messick, John Morehouse, and Matt Sloane** from Deloitte Services LP for their subject matter inputs, and contributions toward the development of this study; **Jaya Nagdeo, Abhinav Purohit, Kruttika Dwivedi, and Visharad Bhatia** from the Deloitte Research & Insights team for the extensive research, analysis, and review support; **Rithu Thomas and Preetha Devan** from the Deloitte Insights team for providing support with the report's editing and publication processes; **Clayton Wilkerson, Nicole Chenault, and Heather Ashton** from Deloitte Services LP and **Joanna Lambeas** from Deloitte Touche Tohmatsu Limited for their operational support; and **Kimberley Prauda, Tara Meyer, and Alyssa Weir** for their marketing support.



## Promoting metals and mining sustainability in critical supply chains

The rising demand for metals and minerals is increasing focus on ensuring consistent supply and reduced emissions.

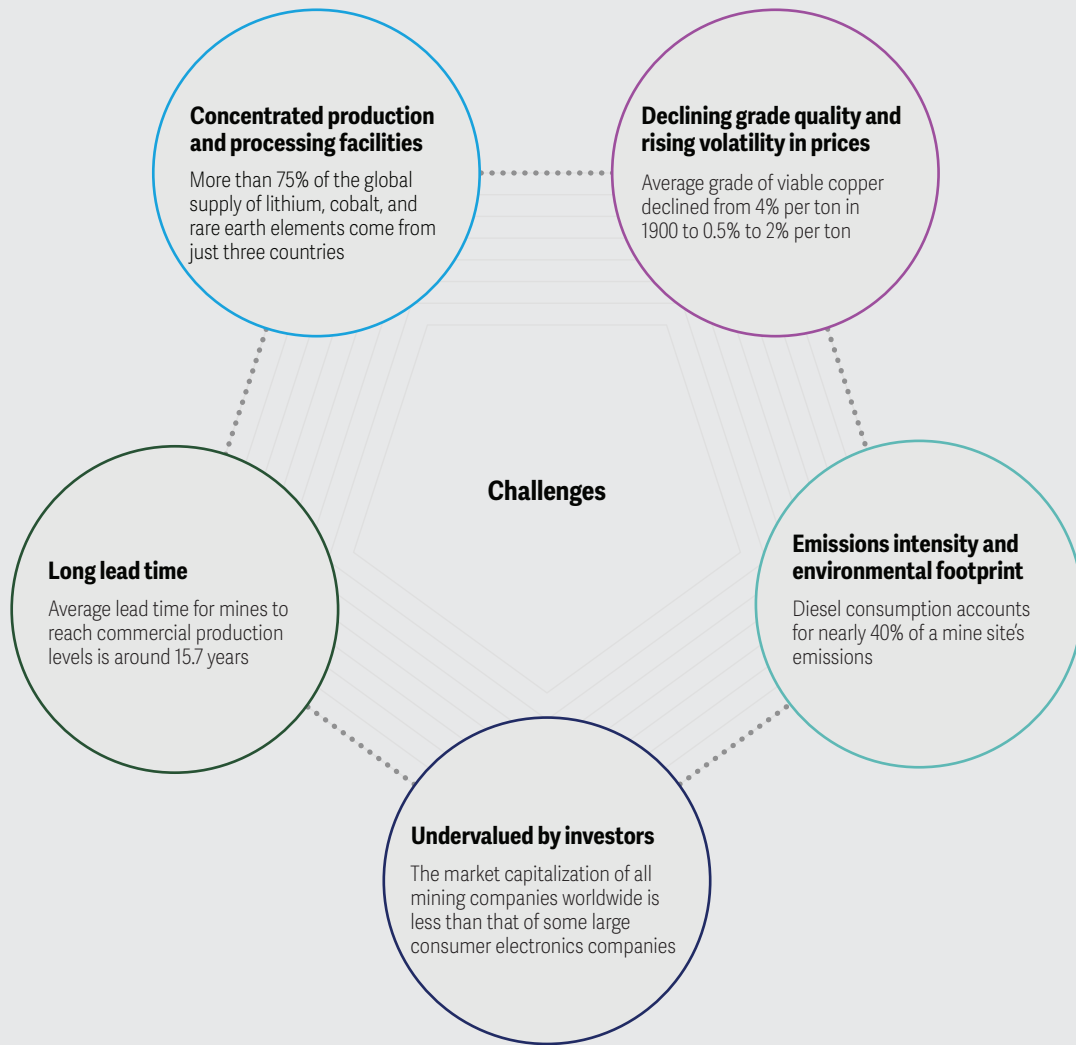
**T**he transition toward a net-zero pathway necessitates an estimated US\$850 billion in new investments in the metals and mining industry by 2030.<sup>1</sup> The strong demand for renewable energy has resulted in a 200% surge in lithium demand, a 70% jump in cobalt demand, an 8% increase in copper demand, and a 40% growth in nickel demand from 2017 to 2022.<sup>2</sup> Consequently, companies are concentrating on converting these resources into commercially viable reserves and subsequently salable metal, while ensuring consistent production and supply, and simultaneously reducing emissions.<sup>3</sup> The contributing factors (figure 1) include:

- **Concentrated production and processing facilities:** Most critical minerals have at least half of the mining/extraction and processing facilities concentrated in just two countries.<sup>4</sup> Although diversification is happening on the production side, most planned refining and processing operations are being developed in incumbent countries. China holds half of the planned lithium refining projects, while Indonesia accounts for almost 90% of planned nickel smelting facilities.<sup>5</sup>

*Stanley Porter,  
Ian Sanders,  
John Diasselliss,  
Brad Johnson,  
Kate Hardin, and  
Abhinav Purohit*

Figure 1

## Challenges facing the metals and mining industry



Sources: International Energy Agency, *The role of critical minerals in clean energy transitions*, accessed April 12, 2024; Deloitte, *Tracking the trends 2024*, accessed April 12, 2024; World Economic Forum, "The mining industry must be ambitious in its support of the net zero transition," February 12, 2024; Tanaka Precious Metals, "How can we decarbonize copper and nickel mining," September 25, 2023; Deloitte analysis based on the data from S&P Capital IQ, accessed March 2024.

- **Long lead time:** There remains a mismatch between the demand growth and project development timeline. In fact, mining projects can take more than 15 years to begin first production in part due to the delays associated with complicated permitting processes, with Environmental Impact Statements alone taking an average of 4.5 years to finalize in some cases.<sup>6</sup> Gaining support from Indigenous communities is also critical—but it can take time. These realities create concerns about increasing the production capacity to keep pace with rising demand.
- **Declining grade quality and rising price volatility:** The average copper ore grade for producing mines declined by 25% between 2006 and 2016, requiring 46% more energy to ensure a 30% production boost.<sup>7</sup> The development of increasingly complex yet lower-quality deposits necessitates significant investments and price incentives. However, price volatility persists for critical minerals as both demand and supply undergo maturation, and alterations in trade policies can be disruptive. For instance, the slower-than-expected demand growth for electric vehicles, coupled with an oversupply of lithium, resulted in the prices for lithium hydroxide and lithium carbonate falling by more than 80% from their record highs in 2022.<sup>8</sup>
- **Challenges and opportunities in reducing environmental footprint:** The metals and mining industry accounts for approximately 15% of annual global emissions, with nearly 40% of mine site carbon dioxide emissions stemming from the diesel used in mining equipment.<sup>9</sup> Miners are experimenting with electric vehicles to reduce these transport-related emissions. Meanwhile, the metals and mining industry is aiming to improve its water stewardship across operations, with companies such as Freeport-McMoRan improving its average water-use efficiency from 87% to 89% between 2019 and 2022.<sup>10</sup>
- **Under-owned or undervalued by investors relative to other industries:** The foundational role of the metals and mining industry is increasingly being recognized by investors, reflected in the US metals and mining index outperforming the broader US S&P 500 index by 5% over the past three years.<sup>11</sup> Despite this, the industry remains under-owned or

undervalued, evident in the fact that the market capitalization of all listed metals and mining companies worldwide is smaller than that of many individual technology companies in the United States.<sup>12</sup>

### **Accelerating progress: A phased approach to sustainability in metals and mining**

The increasing demand for critical minerals and long development timelines highlight the need for swift production scaling. A tri-phased strategy—focused on the asset, system, and cross-system level—should be considered to help further integrate sustainability into the metals and mining industry.

#### **Building a foundation for sustainability**

Efficiency should be enhanced and the environmental impact of existing mines reduced, while integrating new production sources sustainably.

- **Improving the efficiency of production processes:** Incorporating operational technologies alongside advanced visualization and analytical tools can help improve efficiency in the metals and mining industry.<sup>13</sup> Advanced planning techniques like linear programming and integrated planning systems, supported by technologies such as digital twins, drones, and machine learning, can help minimize operational uncertainties and streamline logistics, including hauling routes and equipment scheduling.<sup>14</sup> This can enhance precision mining for superior ore extraction and improve resource allocation, while reducing production bottlenecks and downtime. In fact, a relatively inexpensive hyperspectral sensor enabled the discovery of US\$25 million of additional resources at a West Australian iron ore mine, while a multinational mining company implemented a machine learning solution that could help predict pump failures in metals refining processes up to 40 days in advance.<sup>15</sup>
- **Optimizing the resources used:** Over half of the current lithium and copper production occurs in high water-stress regions, necessitating aggressive water conservation. Additionally, the mining industry employs more than 50,000 large mining trucks, mostly diesel-powered and consuming about



900,000 liters of diesel annually. These hold significant decarbonization potential as merely eliminating diesel can cut mine site emissions by 40%.<sup>16</sup> Further, certifications that establish premium pricing for sustainably produced minerals can help promote sustainable practices. For instance, the “Fairmined Certification” ensures that miners receive a fair price, including a premium, as a market incentive to cover the costs of the certification and to invest in mining operations, social development, and environmental protection. In fact, more than US\$5 million of Fairmined Premium has been paid to certified mining organizations since 2014 for reinvesting into the community.<sup>17</sup>

- **Adding new capacity in at a lower emission level:** Incorporating new technologies can help in developing solutions that result in yield improvements and prioritize sustainability. For instance, leveraging direct lithium extraction may double the yield and reduce the production time from months to days while producing lower emissions compared to traditional extraction methods.<sup>18</sup> Similarly, innovative technologies such as molten oxide electrolysis can directly convert metal oxides into metal using electricity, increasing energy efficiency and reducing the carbon footprint.<sup>19</sup>

### Building efficiency and resilience across the value chain

Despite potential resource concentration (particularly of critical minerals), resilient supply chains can help ensure supply reliability and fair pricing. Additionally, value chain partnerships can spur innovation, minimize disruption risk, decrease critical mineral consumption, ease resource stress, and boost equitable access.

- **Minimizing supply risk for downstream sectors:** More than 75% of the global supply of copper, cobalt, graphite, and rare earth elements remains concentrated in China, Chile, and the Democratic Republic of Congo.<sup>20</sup> To mitigate concentration and disruption risks, some companies are shoring up these supply chains by forming global mining partnerships and concluding long-term fixed-price contracts. For instance, General Motors has sought to safeguard its critical minerals supply through several long-term agreements with entities such as Vale Canada for battery-grade nickel, Livent

(now Arcadium Lithium) for lithium, Glencore for sustainable Australian cobalt, and MP Materials for US-sourced rare earth materials.<sup>21</sup>

- **Localizing supply chains:** Partnering with and upskilling local suppliers can reduce sourcing time, cost, and transport emissions by bringing localized solutions to complex problems. For instance, mining companies in Ghana have collaborated with local manufacturers to create vital mining equipment, thereby reducing operational expenses and boosting local manufacturing abilities.<sup>22</sup> Local sourcing requirements are often required or strongly encouraged by governments; therefore, success can help enhance business value and create goodwill with both governments and communities.
- **Collaborating for sustainable mineral use:** Partnerships with battery manufacturers could lead to new material chemistries, such as iron-phosphorus-based lithium iron phosphate batteries and sodium-ion alternatives, reducing the need for certain critical minerals. Wider adoption of these new material chemistries could eventually reduce mineral demand for EV batteries by 20% in 2050.<sup>23</sup>

### Developing an ecosystem approach to managing expansion and environment

Many growing mining operations, often overlapping with Indigenous lands, necessitate active community collaboration for acceptance and permit acquisition.<sup>24</sup> Similarly, recycling of metals and minerals is key to helping reduce environmental impact, conserving natural resources, and enhancing supply chain resilience.

- **Emphasizing community engagement for sustainable licensing:** Working with local communities in advance of submitting permitting applications and documentation can help with early identification of key sites or ecologically sensitive areas, potentially avoiding delays later in the permitting process. Further, partnerships among industry, academia, and local communities can strengthen the talent pipeline by fostering a training and hiring ecosystem. For example, the partnership between Cameco and the Pinehouse Lake community in Canada offers jobs and business opportunities to the local community.<sup>25</sup>

- **Elevating recycling impact through industrywide synergy:** Enhancing recycling rates for critical minerals could create a secondary supply that could help meet around 10% to 20% of mineral demand by 2030 in a net-zero scenario (see sidebar, “Boosting recycling for sustainability”).<sup>26</sup> However, the minerals and metals recycling processes currently remain expensive, time consuming, and labor intensive. Mitigating this challenge would likely require spurring new technological innovations through measures such as cross-sector partnerships with industries like automotive. For example, Albemarle and Caterpillar Inc.’s collaboration aims to advance battery cell technology and recycling.<sup>27</sup> Some miners are also “forward integrating” by acquiring recycling firms, like Sibanye-Stillwater’s purchase of Reldan, to strengthen its recycling capabilities, potentially increasing metal recycling rates.<sup>28</sup>

---

### BOOSTING RECYCLING FOR SUSTAINABILITY

---

Electric vehicles that were sold in 2019 alone are predicted to generate a staggering 500,000 tons of unprocessed battery pack waste at the end of their life span.<sup>29</sup>

This imminent waste surge underscores the imperative to boost recycling levels of minerals like lithium and certain rare earth elements, which currently languish below 10%.<sup>30</sup>

Moreover, enhancing recycling rates could also cut emissions since, for example, the copper production process from recycling releases around 43% fewer emissions compared to traditional mining.<sup>31</sup>

---

### The tipping points of change: Important factors shaping sustainability in metals and mining

The pace of unlocking sustainability in metals and mining could be impacted by four factors:

#### Finance

Even as investments increase for critical minerals mining, meeting the Net Zero Emissions (NZE) scenario would require bridging the investment gap of US\$180 billion to US\$230 billion for additional projects.<sup>32</sup> Some actions to consider for continued funding include:

- **Establishing ownership integration:** Engage downstream consumers, like automotive manufacturers and defense companies, for direct investments in mining, refining, and precursor materials. In fact, General Motors and Tesla’s acquisition of lithium assets and the US Department of Defense’s agreement to secure graphite for large-capacity battery production represent such an approach.<sup>33</sup>
- **Entering into long-term contracts:** Implementing contractual safeguards such as long-term fixed-price contracts can help in anchoring demand and mitigating raw material price volatility. Such agreements can also help encourage sustainable business practices, as witnessed with Glencore’s agreement, which formally embedded responsible sourcing and sustainability into a cobalt supply contract between 2020 and 2029.<sup>34</sup>
- **Capitalizing on government incentives for project security:** Utilize tax incentives, early-mover grants, and critical mineral agreements to minimize risks for capital-intensive projects. For example, the US Department of Energy made available US\$39 million for 16 projects across 12 states to develop technologies that increase the domestic production and processing capacity of critical minerals for the clean energy transition.<sup>35</sup>

- **Unlocking sustainable financing for lower capital costs:** Adopt affordable financing solutions such as sustainability-linked bonds or loans to reduce capital costs. For instance, Teck Resources utilized a US\$4 billion sustainability-linked credit facility with key performance indicators related to emissions, safety, and diversity.<sup>36</sup>

## Technology

Declining ore quality has contributed to a 28% productivity drop in global mining operations over the past decade.<sup>37</sup> Addressing this can include the use of advanced technologies such as automation, AI, and data analytics. Factors that can help drive technology-led transformation in the metals and mining industry include:

- **Digitalizing and automating existing operations:** Integrating sensor-based data with existing information networks to unlock Internet of Things (IoT) capabilities can help enhance overall process efficiencies. Glencore, for instance, was able to boost its overall efficiency and increase its average tonnage from 55 tons to 60 tons per outing by leveraging data collected from interconnected resources and equipment using digital sensors.<sup>38</sup> Similarly, automating material haulage operations can drive cost reduction and increase productivity, as seen with Rio Tinto, where autonomous fleet operations lowered operating costs by 13% and improved productivity by 14% compared to manual fleet operations.<sup>39</sup>
- **Enhancing performance through asset modeling:** Adoption of digital twin systems can help develop virtual models of physical assets, systems, and processes that can be used to simulate different operational scenarios and help optimize activities that improve mining productivity.<sup>40</sup> For example, a multinational mining company modeled theoretical truck and operator performance and compared it to actual in-field performance, leading to a 23% reduction in haul cycle times at its Mogalakwena platinum mine in South Africa.<sup>41</sup>
- **Optimizing the exploration process:** The use of geophysical and mapping technologies can enhance the effectiveness of the exploration process. Rio Tinto, for example, uses hyperspectral imaging,

which is 50 times more effective than traditional multispectral satellite imagery, to identify iron ore outcrops in Australia's Pilbara region, leading to the discovery of new deposits.<sup>42</sup> Similarly, some companies, such as VerAI and Kobold, are leveraging artificial intelligence and machine learning to collect and analyze multiple streams of geological data to predict the location of mineral deposits.<sup>43</sup> Meanwhile, Eurasian Resources Group unveiled NOMAD, a remotely operated soil sampling robot, which can explore the complex terrains of Saudi Arabia for critical minerals.<sup>44</sup>

## Business models

To help meet the growing demand for sustainable products, many mineral and mining companies are opting to modify their business models to create further agility and resilience. This could involve the use of strategies that engage stakeholders across the value chain, thereby accelerating adoption.

- **Developing new infrastructure models:** Scaling up critical minerals production remains challenging due to the absence of single-operator-led capital investment, which typically underpins the development of bulk minerals like iron ore through dedicated rail and port facilities.<sup>45</sup> Mitigating this challenge likely requires multi-user infrastructure models that allow users to pool their expertise and resources for developing the necessary capabilities that can expedite the supply in a cost-effective manner.
- **Adopting integrated partnership models:** Joint ventures and minority investments can integrate the value chain to mitigate supply and pricing risks. Companies developing disruptive technologies can also benefit from such partnerships, as seen with BMW Ventures and Breakthrough Energy's funding for Mangrove Lithium.<sup>46</sup>
- **Fostering mining-as-a-service models:** Mining companies, like Inspire Resources Inc. in Canada, are shifting to operator roles, with communities controlling resources. This helps enable flexible, scalable operations and closer community engagement.<sup>47</sup>

## Talent

Meeting the net-zero target is expected to require around 0.7 million new workers in the critical minerals extraction industry by 2030, representing an 88% increase from 2022 levels.<sup>48</sup> Similarly, around 3.5 million job openings are expected to need to be filled in the metals and machinery industry across the European Union between 2022 and 2035.<sup>49</sup>

- **Attracting the next generation of talent:** Shifting perceptions from resource extractors to sustainability catalysts could help attract new talent into the industry. This involves regular engagement with youth via school programs and community initiatives. For example, Less Common Metals, a specialty metals manufacturer, partnered with Xplore Science Discovery Museum to create a “Mine to Magnet” workshop for engaging primary school students ages 9 to 11.<sup>50</sup>
- **Leveraging global talent resources:** Creating a global talent marketplace would require industry collaboration, standardization of skills and certifications, and adoption of automation and remote work. Establishing such global talent pools can make it easier for companies to recruit for specialized skills, knowledge, and experience.
- **Embracing new ways of working and workforce models:** Recognizing and embracing the preference of employees to work from non-remote locations could help attract skilled talent to the industry. However, traditional job structures may also need to consider shifting to a skills-based model with project-based work and gig talent integration to enhance talent utilization, skill development, and industry attractiveness.
- **Drawing talent across industries through competitive benefits:** Diversify recruitment sources by hiring from other programs or industries with similar skills. This could involve tailoring the employee benefit strategies to focus on different benefits such as family assistance, hazard pay, and insurance in line with the reality of the remote and harsh work environments of the metals and mining industry.

## Three pivotal architects: Policymakers, companies, and consumers play a distinct yet interconnected role in driving metals and mining sustainability

Simultaneous efforts by all stakeholders—policymakers, companies, and consumers—is important for sustainable development.

- **Streamlining permitting processes:** Improving transparency in policymaking and permitting processes could prevent duplication of efforts and delays due to multiple authorizations. A singular, integrated process can swiftly evaluate impacts and mitigation strategies. For example, the Government of Canada plans to expedite the permitting process for critical mineral development by adopting measures such as, but not limited to, enhancing interdepartmental and provincial coordination while also introducing a public permitting dashboard for greater transparency and accountability. These measures could potentially reduce the process duration from 12–15 years to approximately five years.<sup>51</sup>
- **Encouraging community engagement early on:** Active involvement from all stakeholders can help to align plans and strategies with shared sustainability objectives. Inclusive dialogues with communities remain important to comprehend their needs and vulnerabilities, while enhanced collaboration can help clarify environmental and socioeconomic risks from business expansion.
- **Establishing a digital mine:** Transitioning to a higher level of digitalization necessitates a solid data management foundation for reporting, simulations, analytics, and decision-making. Organizations may also rely on external support for data readiness and preparation until their internal teams are adequately skilled. The role of resilient, digital leadership is a crucial factor in developing digital strategies that align with business priorities and in utilizing technology to enhance workforce engagement.
- **Tracking efficiency and emissions across the supply chain:** Efficient supply chain management is important to track and manage emissions. Proactive identification and specific strategies are required to manage emissions and ensure regulatory

compliance, stakeholder transparency, and cost-effectiveness through energy conservation and waste reduction. In fact, some major multinational mining companies are leveraging blockchain solutions that track metals and minerals from the source to the customer using key provenance and sustainability indicators to offer transparency regarding emissions.<sup>52</sup>

To align their actions with the global sustainability goals and the expectations of their stakeholders, the metals and mining industry would likely benefit from streamlined policy guidelines, enhanced collaboration between all stakeholders, and integration of digital technology that improves transparency and efficiency.

---

# Endnotes

1. International Energy Agency (IEA), *Energy technology perspectives 2023*, January 2023, p. 164; Julian Kettle, “Metals investment: The darkest hour is just before the dawn,” Wood Mackenzie, February 12, 2024.
2. IEA, *Critical minerals market review 2023*, July 2023, p. 5.
3. Deen Sanders, Michelle Leslie, and Louis Kruger, “Trend 5: Collaborating with governments to rethink regulation: Unlocking critical resources through permitting,” *Tracking the trends 2024*, Deloitte, February 2024, p. 29.
4. IEA, *Critical minerals market review 2023*, p. 68.
5. *Ibid*, p. 69.
6. IEA, *The role of critical minerals in clean energy transitions*, May 2021, p. 122; Bruno Venditti, “How mine permitting delays impact the transition to a green economy,” *VC Elements*, September 5, 2023.
7. Letwin Mubonesi, “The growing significance of mining more in today’s world,” *Mining Executive*, October 10, 2023.
8. Dalila Ouerghi, Jon Stibbs, and Callum Perry, “Lithium traders face challenges and opportunities amid market volatility,” *Fastmarkets*, February 14, 2024.
9. Anthony Knutson, “Decarbonising metals and mining: Three key strategies to win the emissions battle,” Wood Mackenzie, October 26, 2023; Carla Delgado, “How can we decarbonize copper and nickel mining?,” *Tanaka Precious Metals*, September 25, 2023.
10. Freeport-McMoRan, *2019 water report: Building on strength*, 2020, p. 14; Freeport-McMoRan, *2022 annual report on sustainability: The power of copper*, 2023, p. 89.
11. Deloitte analysis of the financial data from S&P Capital IQ, accessed February 2024.
12. *Ibid*.
13. Herman Lombard and Shak Parran, “Trend 8: Unlocking new value in existing assets: Balancing complex priorities and meeting supply demand through operational optimization,” *Tracking the trends 2024*, Deloitte, February 2024, p. 49.
14. CSIRO, “Precisely does it,” *Resourceful* 18, last updated February 22, 2021.
15. *Ibid*; Lombard and Parran, “Trend 8: Unlocking new value in existing assets,” p. 51.
16. The Parker Bay Company, “Mining trucks,” accessed February 2024; Raghav Muralidharan, Thomas Kirk, and Thomas Koch Blank, *Pulling the weight of heavy truck decarbonization*, Rocky Mountain Institute, June 2019, p. 5; Delgado, “How can we decarbonize copper and nickel mining?”
17. Organisation for Economic Co-operation and Development (OECD), *Costs and value of due diligence in mineral supply chains*, 2021, p. 36; Fairmined, “Fairmined premium: Transformation for mining communities,” accessed March 2024.
18. Goldman Sachs, *Direct Lithium Extraction: A potential game changing technology*, April 27, 2023, p. 3.
19. Boston Metal, “Decarbonizing steelmaking for a net-zero future,” accessed February 2024.
20. *Critical minerals market review 2023*, p. 68.
21. General Motors (GM), “Vale and GM sign long-term nickel supply agreement in Canada critical to North American EV supply chain,” press release, November 2022; GM, “General Motors and Livent enter long-term lithium hydroxide supply agreement,” press release, July 2022; Glencore, “Glencore and General Motors enter multi-year cobalt supply agreement,” press release, December 4, 2022; GM, “General Motors and MP Materials enter long-term supply agreement to scale rare earth magnet sourcing and production in the U.S.,” press release, December 2021.
22. Balla Niambele, “Creating sustainable industries in West Africa via local content & procurement,” *Smart Procurement*, November 6, 2023.
23. IEA, *Net zero roadmap: A global pathway to keep the 1.5°C goal in reach – 2023 update*, September 2023, p. 160.
24. Deanna Kemp, John Owen, and Kado Muir, “54% of projects extracting clean energy minerals overlap with Indigenous lands, research reveals,” *The Conversation*, December 1, 2022.
25. Sanders et al., “Trend 5: Collaborating with governments to rethink regulation,” p. 32.
26. IEA, *Net zero roadmap*, p. 160.
27. Caterpillar Inc., “Albemarle and Caterpillar collaborate to pioneer sustainable mining technologies and operations,” press release, September 27, 2023.
28. *Mining Technology*, “Sibanye-Stillwater to purchase US metals recycler Reldan,” November 10, 2023; Mariaan Webb, “Sibanye-Stillwater dives deeper into circular economy with \$155m deal,” *Creamer Media’s Mining Weekly*, November 9, 2023.
29. Gate C, *For a circular energy transition*, commissioned by the Green Purposes Company, February 2023.
30. Nick Ferris, “Why recycling is no golden ticket to endless critical minerals,” *Energy Monitor*, March 24, 2023.
31. Fan Zhang et al., “Prediction of China’s copper material flows under carbon emissions projections for the shared socioeconomic pathways,” *Resources, Conservation and Recycling* 182 (July 2022): 106340.
32. IEA, *Energy technology perspectives 2023*, January 2023, p. 165.
33. Tesla, “Tesla lithium refinery groundbreaking,” press release, May 8, 2023; GM, “GM and Lithium Americas to develop U.S.-sourced lithium production through \$650 million equity investment and supply agreement,” press release, January 31, 2023; US Department of Defense (DOD), “DOD enters agreement to expand capabilities for domestic graphite mining and processing for large-capacity batteries,” press release, July 17, 2023.
34. Glencore, “China’s GEM Co. Ltd and Glencore extend their long-term strategic cobalt partnership,” press release, December 3, 2020.
35. US Department of Energy (DOE), “DOE announces \$39 million for technology to grow the domestic critical minerals supply chain and strengthen national security,” press release, October 27, 2022.

36. Teck Resources Limited, “Teck announces US\$4 billion sustainable financing facility,” press release, October 19, 2021.
37. Sriram Panchpakesan, “Why robotic process automation makes sense in the mining industry,” Infosys, accessed February 2024.
38. Daniel Gleeson, “Newtrax helps haulage operations at Glencore’s Matagami zinc-copper mine,” *International Mining*, February 2019.
39. Raymond Leung, Andrew J. Hill, and Arman Melkumyan, “Automation and AI technology in surface mining,” *IEEE Robotics & Automation Magazine*, October 2023, p. 2.
40. Veerum, “Use cases for digital twin technology in the mining industry,” updated February 28, 2024.
41. Matt Daley, *Technical and Innovation Update* (presentation), Anglo American, May 11, 2021, p. 4.
42. Karl Decena, “Rio Tinto eyes use of high-resolution satellite imagery in mining,” S&P Global Market Intelligence, January 14, 2022.
43. VerAI Discoveries homepage, accessed March 2024; Cathryn Love, “How AI is improving the future of mining with VerAI Discoveries,” Toronto Global, February 29, 2024; Chris Metinko, “Mining startup KoBold Metals hits unicorn status after \$195M raise,” *Crunchbase News*, June 20, 2023; Cecilia Jamasmie, “Gates, Bezos-backed KoBold Metals says Zambia copper find largest in a century,” *Mining.com*, February 5, 2024; Wal van Lierop, Mining independence is the key to energy independence,” *Forbes*, August 24, 2022.
44. Eurasian Resources Group, “World-first smart exploration rover – NOMAD – unveiled at the Future Minerals Forum in Riyadh, Eurasian Resources Group,” press release, January 10, 2024.
45. Peter Ker, “Lynas says shared infrastructure will stoke critical minerals sector,” *Australian Financial Review*, April 2023.
46. BMW Group, “BMW i Ventures announces lead investment in green lithium refining technology, Mangrove Lithium,” press release, May 17, 2022.
47. Carly Leonida, “Scalable & adaptable mining: Towards a paradigm shift in mine design,” *Intelligent Miner*, October 18, 2023.
48. IEA, *World Energy Employment 2023*, 2023, pp. 25 and 58.
49. Cedefop, “Metal, machinery, and related trades workers: Skills opportunities and challenges (2023 update),” December 19, 2023.
50. Rachel Stonehouse, *The talent gap: Critical skills for critical materials*, Institute of Materials, Minerals & Mining (IOM3), September 2023, p. 48.
51. Government of Canada, “Chair of Ministerial Working Group on Regulatory Efficiency for Clean Growth Projects issues statement,” press release, February 1, 2024; Forrest Crellin and Julia Payne, “Canada to accelerate critical mineral mining—energy minister,” Reuters, February 13, 2024; Georgia Williams, “Canada to fast-track critical minerals projects,” *Mining Magazine*, February 14, 2024.
52. Anglo American, “Anglo American launches Valutrax™ digital traceability to increase value chain transparency,” press release, November 14, 2023.

---

# About the authors

## **Stanley Porter**

sporter@deloitte.com

Stanley Porter serves as Deloitte's Global & US Energy, Resources & Industrials (ER&I) industry leader. He oversees and drives the development and execution of the overall ER&I strategy across all geographies and businesses, including more than 44,000 professionals and serving close to 75% of the Global Fortune 500 clients. Porter has more than 30 years of industry and global client leader experience, and he has worked with some of the largest names in the industry on a range of business issues.

## **Ian Sanders**

iasanders@deloitte.com.au

Ian Sanders serves as the Global Mining and Metals Sector lead and as the global lead client service partner for BHP, having worked with BHP since 2003. His 35-year career spans audit and advisory services across various ER&I sectors, including mining, manufacturing, oil & gas, and renewables. In addition to his mining expertise, he has experience in renewable energy, services, and manufacturing sectors. As a global leader, he strategizes and directs the go-to-market approach for the global Mining & Metals practice. Sanders champions the sector's crucial role in advancing the energy transition and promoting sustainability.

## **John Diasselliss**

jdiasselliss@deloitte.com

John Diasselliss is a principal and has been primarily focused on the mining and metals sectors for most of his career, during which he has supported senior executives across a variety of strategic, operational, financial, and technology business areas to evaluate and enhance their company's approach to managing and taking risk, considering emerging trends, and realizing business value. He also has extensive, and hands-on, experience leading teams across the Americas, Asia, Europe, and Africa, which has enabled him to develop deep relationships across the firm's global mining and metals industry team.

## **Brad Johnson**

bradjohnson@deloitte.com

Brad Johnson is a managing director and currently serves as the lead client service partner for PPG, US Steel, and Constellation Brands with responsibility for senior client relationships, Deloitte service delivery, and quality on a global basis. Additionally, Johnson is a member of the Global Metals Industry leadership team contributing to global perspectives, capability development, and publications. He has more than 30 years of combined industry and professional services experience, hands-on project delivery, and client leadership roles, which have allowed him to deliver transformation and enabling programs with some of the most complex consumer, industrial products, and metals companies.

## **Kate Hardin**

khardin@deloitte.com

Kate Hardin leads Deloitte's research team focused on the implications of the energy transition for the Industrial, Oil, Gas, and Power sectors and has more than 25 years of energy industry experience. Before that, she led IHS Markit's integrated coverage of transportation decarbonization and the implications for automotive and energy companies.

## **Abhinav Purohit**

abhinpurohit@deloitte.com


Abhinav Purohit is an assistant manager with Deloitte Services India Pvt. Ltd. and is part of the Deloitte Research Center for Energy & Industrials. He has more than eight years of experience in strategic and financial research within energy and transportation industries and has contributed to many studies in the areas of energy transition, business strategy, digital transformation, operational performance, and market landscape.



---

# Acknowledgments

The authors would like to thank **Anshu Mittal**, **Jaya Nagdeo**, and **Visharad Bhatia** from the Deloitte Research & Insights team for the extensive research, analysis, and review support; **Rithu Thomas** and **Preetha Devan** from the Deloitte Insights team for providing support with the report's editing and publication processes; **Clayton Wilkerson** and **Heather Ashton** from Deloitte Services LP and **Joanna Lambeas** from Deloitte Touche Tohmatsu Limited for their operational support; and **Tara Meyer** and **Alyssa Weir** for their marketing support.



## Advancing land, water, and waste stewardship

An important aspect of successfully implementing the energy transition often revolves around managing the intricate issues of land, water, and waste in a responsible and sustainable manner.

**A**s attention turns to reducing emissions, thought should also be given to the stewardship of land and water resources. Energy production currently accounts for roughly 15% of global freshwater withdrawals (580 billion cubic meters), with around 11% of this water not returned to its source.<sup>1</sup> Land resources are also coming under pressure due to increasing agricultural needs and global waste generation.<sup>2</sup> Answering a few questions will be important:

- Projections show that agricultural production must increase by an estimated 70% by 2050 to feed an estimated 10 billion people,<sup>3</sup> but growth in biofuels

and biobased materials could also require expansion of agricultural land and water for irrigation. There are growing synergies between the agricultural and energy industries, with new facilities producing products for both industries. How can this collaboration be expedited to support the growing call on water and land?

- More than 50% of the world's population already faces high water stress for at least one month every year.<sup>4</sup> How can the growing use of water-intensive energy sources, such as hydro power, nuclear, and biofuels, be matched with new levels of efficiency and circularity?

*Stanley Porter, John O'Brien, Rana Sen, Geoff Tuff, Kate Hardin, and Jaya Nagdeo*

- By 2050, global solid waste generation is expected to soar by 80%, to 3.78 billion tons from 2020 levels, assuming a business-as-usual basis.<sup>5</sup> More than 70% of global waste is currently disposed of in landfills, with one-third of the landfill areas using open dumping practices.<sup>6</sup> How can a circular model that encourages the use of technology to turn waste into energy be adopted?

## Accelerating progress: A phased approach to land, water, and waste management

Addressing the complex challenges of land, water, and waste management is important to executing a sustainable and equitable energy transition. A tri-phased scaling strategy can be considered, each building upon the previous one to create a roadmap for sustainable land, water, and waste stewardship.

### Phase 1: Increasing efficiency within the current project or asset footprint

This phase focuses on efficient land use, water optimization, and safe waste management at an individual level.

Key focus areas should include:

- **Maximizing land efficiency:** Repurposing retired coal plants, brownfield sites, closed landfills, mine land, and other underutilized areas into solar farms or battery storage facilities can help reduce pressure on land development. For instance, Vistra Corp. plans to convert retired or to-be-retired plant sites into up to 300 MW of solar-generation facilities and up to 150 MW of battery-energy storage systems across central and southern Illinois.<sup>7</sup> Additionally, more than 10,000 closed and inactive landfills are present in the United States, which could host an estimated 63 GW of solar capacity, while only 500 MW has been installed.<sup>8</sup> Solar rooftops and carports also offer the potential for energy integration. Cities can optimize land use by implementing solar panels atop buildings and parking lots or on closed landfill sites. Finally, innovations in spatial mapping technology can help identify ideal project sites, minimizing the impact on ecosystems and maximizing land efficiency.
- **Optimizing water consumption:** While renewable energy technologies such as solar and wind are significantly less water-intensive than fossil fuel power plants,<sup>9</sup> thermal and nuclear power plants can conserve precious freshwater resources by shifting to brackish water, greywater, or recycled water for cooling applications. Further, integrating smart sensors and IoT technologies into water-intensive energy production processes can allow companies to pinpoint leaks, optimize usage, and reduce waste. Upgrading to closed-cycle cooling and water-efficient technologies could also significantly reduce water consumption. For instance, Southern Company cut water withdrawal by 90% from 2007 to 2022 by adopting closed-cycle cooling and lower-water-intensive technologies.<sup>10</sup> Further, decentralized and modular wastewater treatment solutions offer innovative ways to boost recycling efficiency and replenish existing water supply.
- **Managing waste efficiently and safely:** The energy transition is expected to generate new waste streams, including spent batteries (which could potentially reach 150 million units by 2035<sup>11</sup>) and retired solar panels. Effective waste management systems often require collaboration across the supply chain, consumer education, and streamlined collection and processing for higher recycling rates. Technological advancements like automation improve sorting efficiency and safety, as demonstrated by WM's work with artificial intelligence (AI) in recycling, which reduced miscategorized waste by 20%.<sup>12</sup> Additionally, extracting valuable materials from end-of-life energy assets, often with the help of robotics to improve worker safety, can help maximize their value and close the loop. Finally, preventive strategies such as designing products with new materials that enhance circularity or composting are also gaining ground. For instance, carbon-fiber turbine blades' energy and carbon payback period is 5% to 13% lower than those of market incumbents.<sup>13</sup> And using digital tools for predictive maintenance can significantly reduce waste generation.

## Phase two: Integrating solutions for a synergistic approach

This phase advances integrated sustainability, maximizing synergies across land, water, energy, and waste; quantifying challenges; and driving cost-effective strategies for sustainable economic growth.

Key focus areas should include:

- **Advancing systemic innovation with integrated resource efficiency solutions:** Prioritizing data collection and analysis could help quantify resource usage and environmental impacts for better decision-making. Advanced monitoring technologies and real-time analytics can help inform decision-making, enabling the scaling of successful models and unlocking of new economic opportunities. For instance, advances in manufacturing have enabled the average wind turbine rotor diameter in the United States to reach around 130 meters in 2022, which contributed to a 350% increase in the average capacity between 1998 and 2022. Consequently, higher-capacity turbines have reduced the need for additional turbines to generate the same amount of energy output, thereby also reducing land usage.<sup>14</sup>
- **Creating waste-to-value systems:** Waste-to-energy technologies drive resource efficiency by transforming waste streams into valuable resources. This shift helps foster industrial symbiosis—waste from one process becomes a resource for another, generating economic benefits by reducing disposal costs, lowering environmental impact, and creating a more sustainable energy supply. For instance, repurposing biomass ash for construction, converting used cooking oil into biofuel, and generating carbon-negative gas from food waste reduces waste and creates new energy sources. In some cases, offtake contracts for the output, combined with tax incentives, can help offset project costs. Projects like the United Arab Emirates' waste-to-energy plant that can convert 300,000 tons of nonrecyclable waste into 30 MW of energy demonstrate scalability.<sup>15</sup>

- **Leveraging innovations for value chain efficiencies:** This often requires rethinking how resources are used across entire value chains. For example, enhancing solar panel efficiency from 13% to 20% is estimated to reduce the land requirements by more than half, which could also reduce the waste generated at the end of useful life due to fewer solar panels being needed.<sup>16</sup> Similarly, developing lightweight, recycled-content building materials can reduce construction waste and optimize urban land use.<sup>17</sup> Water usage in high-demand industries, such as oil and gas, could benefit from centralized recycling networks that combine and recycle the water streams from multiple well sites, significantly reducing freshwater extraction and wastewater discharge. For instance, despite a 325% growth in oil production in the Permian basin, ground water usage in Permian is expected to decrease by 37% by 2030 compared to 2017.<sup>18</sup> Innovations can extend beyond physical assets. Integrating advanced digital tools for predictive maintenance and materials optimization can help to reduce waste and conserve resources throughout the manufacturing and production stages.

## Phase three: Scaling circular solutions through collaboration

This phase focuses on embracing and extending circular economy principles across industries and resources.

Key focus areas should include:

- **Incorporating circular design principles:** While waste-to-value systems are important in helping to address the current resource crisis, a truly circular economy demands a fundamental upstream shift in how we design, produce, use, and recycle goods, challenging traditional linear consumption patterns. This involves minimizing resource consumption from the start, extending product lifespans, and ensuring recyclability at the end-of-life stage by designing for disassembly and implementing extended producer responsibility. For instance, while degraded EV batteries may no longer be suitable for vehicles, they retain about 70% to 80% of their original capacity and can be utilized in

applications with lower energy and power requirements, such as energy storage stations or communication base stations.<sup>19</sup> Further, circular design aims to prevent waste generation. For instance, recycling one ton of steel can save 1.4 tons of iron ore, 0.8 tons of coal, 0.3 tons of limestone and additives, and 1.67 tons of carbon dioxide. Embedding circularity can curtail virgin material extraction by up to 30%.<sup>20</sup>

Advanced recycling attracts investment through offtake agreements across industries, highlighting a growing demand for sustainable materials. Collaboration across industries, startups, and academia can drive innovation and expertise in circular solutions and increasing project economics. For example, partnerships between Eastman and academic institutions have yielded research projects focused on replacing traditional plastics with compostable alternatives and reducing waste generation and landfill requirements.<sup>21</sup>

- **Forging cross-sector collaborations:** Embracing cross-industry collaboration is an important part of scaling sustainable land, water, and waste solutions. About 80% of the climate mitigation opportunity from the land sector in the next decade is expected to depend on transforming agriculture, diets, and food waste.<sup>22</sup> Partnering with sectors like agriculture and implementing water-saving irrigation that integrates nutrient-rich waste streams can enhance land use and boost

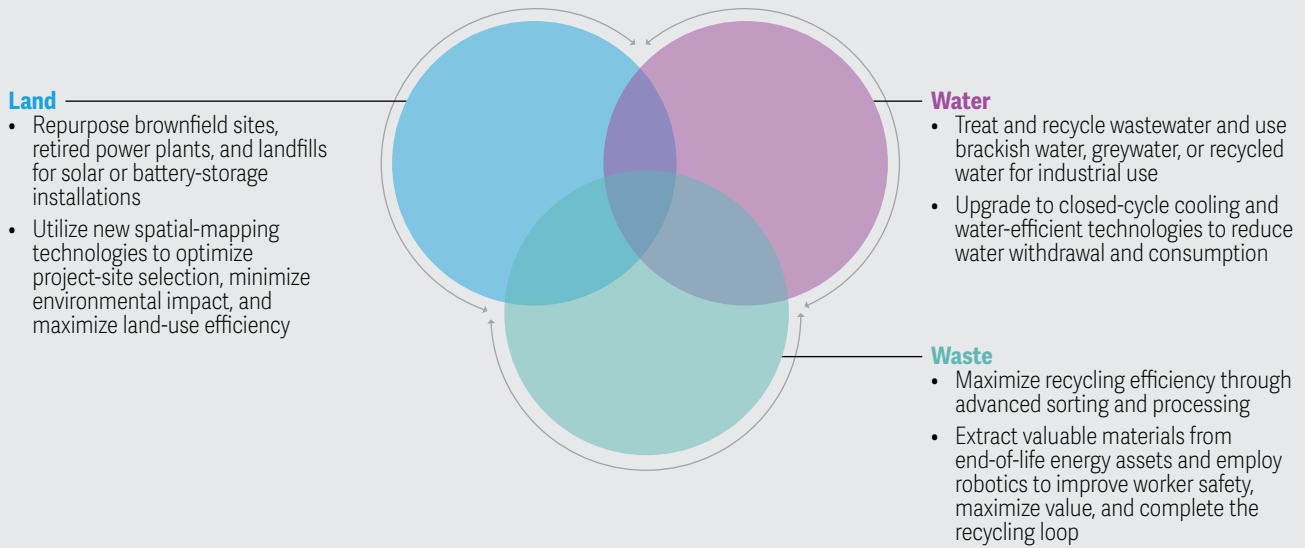
agriculture productivity. Cross-sector collaboration is also being fostered through initiatives such as “100 Million Farmers,” which aims to restore the soil health of more than 14% of the total EU agricultural land, while adding up to EUR 9.3 billion annually to farmers’ incomes by 2030.<sup>23</sup> Another such initiative is “First Movers Coalition,” which leverages offtake agreements to support an annual demand of US\$16 billion for emerging climate technologies and 31 million metric tons of carbon dioxide equivalent (MMTCO<sub>2</sub>e) in annual emissions reductions by 2030.<sup>24</sup> Additionally, integrating renewable energy with water and waste through concepts such as a microbial fuel cell, which harnesses bacteria in organic substances such as wastewater or manure, can help generate electricity and simultaneously purify water.<sup>25</sup>

Further, collaborations with smart city initiatives can offer avenues to integrate renewable energy production into urban environments, utilize smart water management technologies for waste reduction, and improve urban waste sorting and recycling to create valuable compost for agricultural use.

This tri-phased scaling strategy can help in a more sustainable and equitable energy transition. Figure 1 outlines how fostering synergies and minimizing trade-offs between land, water, and waste management can create a responsible and holistic path toward a greener future.

Figure 1

## Land, water, and waste management needs to be addressed holistically for a sustainable energy transition



- Embrace cross-industry collaboration that can foster industrial symbiosis to scale sustainable land, water, and waste solutions
- Integrate circular design principles to reduce initial resource consumption, prolong product lifespans, and guarantee recyclability at the end-of-life stage through design for disassembly



- Implement regenerative agriculture practices by integrating nutrient-rich waste streams that can conserve water and boost agricultural productivity



- Boost the efficiency of renewable assets to lessen land requirements and minimize waste generated at the end of their useful life
- Use sustainable building materials with recycled content to reduce construction waste and optimize urban-land use



- Integrate smart sensors and Internet of Things-enabled technologies into water-intensive energy-production processes and transport to reduce leaks and optimize usage
- Use centralized recycling networks that combine and recycle the water streams from multiple well sites (or industrial sites), significantly reducing freshwater extraction and wastewater discharge

Source: Deloitte analysis.

## The tipping points of change: Important factors in advancing land, water, and waste stewardship

Four enablers could be key to unlocking the energy transition pace in land, water, and waste management.

### Finance

The current value of the additional investments expected to be needed until 2030 to achieve the Sustainable Development Goal of achieving universal and equitable access to safe and affordable drinking water for all is approximately US\$1.7 trillion.<sup>26</sup> This is about three times current investment levels.<sup>27</sup> However, nature-positive investments and programs can help fuel economic growth, with the potential to create 395 million jobs globally by 2030 and add trillions to global GDP.<sup>28</sup> Therefore, funding is important for implementing preventive and restorative land, water, and waste management practices. The following can help in making this a reality:

- **Embracing innovative financial mechanisms:** Long-term offtake contracts help to bring down costs amid market and price uncertainty, and additional financing mechanisms are emerging to help mitigate risks and spur investment. Some investors are using a portfolio approach, such that riskier projects in the portfolio may be offset by investments in proven technologies like wind and solar. Other companies are pursuing a value chain strategy in which risk sharing with partners can play a role. “Pay-As-You-Throw” programs directly help incentivize waste reduction by charging homeowners for the trash they throw away and providing funds for recycling infrastructure.
- **Pooling resources through international partnerships:** Smaller entities can collectively pool resources and expertise, addressing investment needs and benefitting from shared knowledge through collaboration. For instance, the technical and financial cooperation provided by Hamburg Wasser and Netze BW helped Tanzania’s Kahama Shinyanga Water Supply & Sanitation Authority better manage its water supply network to facilitate a quick response to water loss issues.<sup>29</sup>

- **Leveraging fiscal policies:** Effective financial strategies, such as implementing landfill taxes and fostering public-private partnerships, can significantly enhance waste management. For instance, Netherlands Waste Management Partnership sets targets for reduced landfill use and increased waste recovery with support from government incentives.<sup>30</sup> Similarly, the United States incentivizes renewable natural gas production from landfills through renewable energy credits. This approach is designed to help drive revenue generation while diverting waste and promoting sustainable practices. Western Virginia Water Authority and Roanoke Gas Company recently entered into a partnership to create renewable natural gas for vehicle fuel use, and both parties share the revenue from the sale of generated renewable energy credits in spot markets.<sup>31</sup>

### Technology

Bringing more efficiency in the management of land, water, and waste could hinge on the development of novel technologies. Current systems face challenges in material tracking, recycling efficiency, and infrastructure optimization. Innovative tech solutions can help address these issues in various ways, including the following:

- **Ensuring traceability for sustainable supply chains:** Technologies like blockchain, RFID tags, or QR codes can help enable secure materials tracking throughout waste streams and the recycling process. This enhances supply chain transparency, allowing for ethical verification of waste processes, origin tracking of recycled materials, and data-driven optimization of collection and recycling systems. Plastic Bank, for example, leverages blockchain technology to support the informal recycling industry by offering money in exchange for plastic. As of January 2023, the organization had collected around 72.1 million kilograms of plastic waste while financially supporting 28,800 community members who collect it.<sup>32</sup>
- **Fulfilling material demand through technology innovation:** Around 30% to 40% of rare earth mineral demand in the United States, China, and Europe could be met through reuse or recycling strategies by 2050.<sup>33</sup> Technologies like computer

vision, robotics, and AI-powered data analysis have the potential to recover high-demand rare earth minerals like neodymium and dysprosium. These systems can help reduce reliance on environmentally intensive primary mining by accurately identifying and sorting electronic waste components.<sup>34</sup>

- **Optimizing predictive infrastructure:** AI can analyze real-time data on waste generation, collection patterns, and traffic to predict future needs and optimize collection routes. Digital twins can allow for virtual simulations, testing different scenarios to strategically locate recycling facilities and waste bins for maximum service efficiency and community responsiveness. Geographic information systems can map demographics and waste disposal patterns alongside AI-driven insights and digital twin simulations, enabling data-driven decision-making for more optimized waste management infrastructure.

## Talent

Shifting to a circular economy is expected to create as many as 8 million new jobs by 2030.<sup>35</sup> However, skill shortages, an aging workforce, and competition from other industries could affect the talent market. The following can help to meet future job demands:

- **Empowering informal workers:** Unlocking the potential of the informal sector could be crucial. This vast segment of the workforce—nearly 60% of the world’s workforce—often drives resource recovery and recycling. Organizing these workers into cooperatives and associations can improve their working conditions and livelihoods and yield positive results across various sectors. Organized waste pickers in Brazil, India, and Tanzania demonstrate the power of organization: They secured better working conditions and recognition than unorganized waste pickers and, in some cases, may earn higher incomes than the national minimum wage. For instance, organized waste pickers earn an average of US\$108 per month in Dar es Salaam, Tanzania, 40% higher than the national minimum wage for formal employment.<sup>36</sup>

- **Transferring skills, retraining, and retaining:** The shift toward sustainability is expected to inevitably reshape certain industries, leaving workers in sectors like coal mining facing potential job losses in some regions. The 57% job decline in the US coal sector from 2011 to 2021 underscores the urgency of reskilling and retraining to help ensure these workers aren’t left behind.<sup>37</sup> In Taranto, Italy, more than 4,300 former steel plant workers are finding new opportunities in clean energy and the circular economy.<sup>38</sup>

- **Boosting academia-industry synergy:** Universities and industries are increasingly collaborating through consortiums (see sidebar, “The Center for Energy Workforce Development Consortium”) or on specific programs to train the workforce. Maastricht University and the Chemelot Circular Hub’s partnership offers a circular engineering bachelor’s degree program and dedicated “circular space” to equip students with the skills needed for the circular economy. This initiative demonstrates a model for creating a workforce ready for sustainable industries.<sup>39</sup>

---

## THE CENTER FOR ENERGY WORKFORCE DEVELOPMENT CONSORTIUM

---

The Center for Energy Workforce Development (CEWD), an industry consortium of more than 140 public and private entities, regularly partners with community colleges to ensure a skilled and diverse workforce pipeline for the energy industry. This consortium, along with several utilities and a military transition assistance program, partnered with a community college to develop a workforce-ready training initiative. Known as the Natural Gas Boot Camp, this non-credit, six-week program aims to equip soldiers with the necessary skills for the utilities industry, helping them transition smoothly into civilian life in their final months of active-duty service.<sup>40</sup>

---



## Business models

Improving the management of water, waste, and land could require fostering sustainable business models that prioritize efficiency and innovation while enhancing companies' profitability.

- **Outsourcing water management services:** Industries and municipalities could leverage specialist third-party companies to provide comprehensive water management solutions, from treatment to recycling and responsible discharge. This can help streamline the wastewater management process and improve customer engagement. For instance, the town of Smithfield in Rhode Island is working alongside third-party companies and has achieved US\$100,000 in savings on a small disinfection system project.<sup>41</sup>
- **Building shared-economy business models:** This model shifts the focus from ownership to usage by offering unused assets to be used in an optimal manner and minimizing wastage. With nearly 92 million tons of textile waste generated each year and only 1% of clothes recycled into new garments, the product-sharing business model can help reduce landfill waste and avoid emissions.<sup>42</sup> Textile resale, rental, repair, and remaking are expected to amount to US\$700 million by 2030.<sup>43</sup> Such business models can expand to other products, such as heavy machinery and headphones.<sup>44</sup>
- **Encouraging downstream participation in conservation practices via ecosystem payment services:** Downstream industries could become involved in supporting water and land conservation efforts through ecosystem payment services in which downstream operators pay landowners or upstream operators for the ecological services their land provides, such as carbon sequestration, water purification, and biodiversity conservation. This approach aligns with the concept of extended producer responsibility, encouraging downstream industries to take a more active role in mitigating the environmental impacts associated with their value chains.

## Three pivotal architects: Policymakers, companies, and consumers play a distinct yet interconnected role in land, water, and waste management

The path toward responsible land, water, and waste management should involve a collaborative effort from policymakers, companies, and consumers. While each architect plays a unique role, it's important for their actions to align toward sustainable objectives. The core of this collective endeavor should include acknowledging the mutual dependence among these stakeholders and confronting challenges through unified solutions. Focusing on the following can help drive progress:

- **Incentivizing scaling of recycling operations:** Scaling recycling operations often requires significant upfront investment, posing challenges for smaller operators. Targeted policy support can help speed up recycling expansion efforts. For instance, loan programs such as California's Recycling Market Development Zone program offer loans and assistance to businesses recycling waste into products and are within the Recycling Market Development Zone (an area covering roughly 88,000 square miles of California from the Oregon border to San Diego).<sup>45</sup>
- **Improving worker safety:** Equipping and educating informal workers with proper safety gear and procedures could help enhance the quality and safety of waste management processes. Such measures should also be complemented by legislation promoting worker safety through standardized processes. For instance, California's policy initiatives, such as those covering battery stewardship, seek to enhance worker safety through standardized battery recycling processes.<sup>46</sup>
- **Supporting demand creation for circular products:** A collaborative effort between policymakers and businesses could help shift consumer preference toward circular products. Some policy support mechanisms can potentially stimulate initial demand, such as public procurement contracts and offtake agreements focused on sustainable products, such as the Environmentally Preferable Purchasing program in the United States,<sup>47</sup> and demonstrating responsible production practices through certifications like

CE.<sup>48</sup> In another instance, the city of Amsterdam partnered with local recycling shops to resell reusable wood to customers at a 40% discount.<sup>49</sup> Additionally, companies can help drive adoption by prioritizing recycled materials—for example, Apple’s commitment to recycled cobalt in batteries.<sup>50</sup>

- **Incentivizing bundled conservation:** Energy and water conservation programs can be powerful tools to optimize resource use and support a more resilient infrastructure. Collaborations between utilities and water agencies, offering incentives like rebates for efficient appliances, can significantly boost participation and yield greater savings than independent initiatives. For example, PG&E’s partnership with Californian water agencies (such as California American Water) to give a rebate for high-efficiency clothes washers resulted in improved consumer participation—which increased 63% at PG&E and 30% at 17 water utilities—and quantifiable water savings of 4.6 million gallons annually and total embedded energy savings of 8,028 kWh.<sup>51</sup>

- **Empowering communities for sustainable water management:** Effective water resource management thrives on community involvement. Community-driven restoration models, such as water funds supported by downstream users, empower local communities to lead projects that improve water quality and availability. The Rwandan government’s collaboration with the Alliance for Restoration of Forest Landscape Ecosystems demonstrates the potential of inclusive models to promote land restoration, boost community ownership, and offer socioeconomic benefits for farmers.<sup>52</sup>

# Endnotes

1. World water council, *World water council report 2023*, June 2023.
2. US Water Alliance, *Water's net zero plus: A call to action for climate mitigation*, 2022.
3. Yanxian Li et al., "Changes in global food consumption increase GHG emissions despite efficiency gains along global supply chains," *Nature Food* 4 (2023): pp. 483–95.
4. Samantha Kuzma, Liz Saccoccia, and Marlena Chertock, "25 countries, housing one-quarter of the population, face extremely high water stress," World Resources Institute, August 16, 2023.
5. United Nations Environment Programme, *Global waste management outlook 2024: Beyond an age of waste – Turning rubbish into a resource*, 2024.
6. Evan Tylenda et al., *The evolution towards a circular economy*, Goldman Sachs, May 3, 2022, p. 4.
7. Vistra Corp., State of Illinois enacts landmark energy transition legislation that includes Vistra's Coal to Solar & Energy Storage initiative," press release, September 15, 2021.
8. Matthew Popkin and Akshay Krishnan, *The future of landfills is bright*, Rocky Mountain Institute, October 2021.
9. Deloitte analysis; Yi Jin et al., "Water use of electricity technologies: A global meta-analysis," *Renewable and Sustainable Energy Reviews* 115 (November 2019).
10. Southern Company, "Water & Waste Management," accessed March 2024.
11. Yash Kotak et al., "End of electric vehicle batteries: Reuse vs. recycle," *Energies* 14, no. 8 (2021): 2217.
12. WM, "How a fleet of smart technology recycling trucks could help minimize waste," *Business Insider*, updated May 16, 2023.
13. Hanwei Teng et al., "Carbon fiber composites for large-scale wind turbine blades: Applicability study and comprehensive evaluation in China," *Journal of Marine Science and Engineering* 11, no. 3 (2023): p. 624.
14. Liz Hartman, "Wind turbines: The bigger, the better," US Department of Energy, Office of Energy Efficiency & Renewable Energy, August 24, 2023.
15. Smruthi Nadig, "The rise of waste-to-energy and the perception transition," *Power Technology*, June 20, 2023.
16. Bruno Venditti, "How much land is needed to power the U.S. with solar?," *VC Elements*, August 11, 2021.
17. Shrish Patel and Alexander Orlov, "Recycling materials to transform construction industry and address climate change," Science-Policy Brief for the Multistakeholder Forum on Science, Technology and Innovation for the SDGs, May 2022.
18. Kelly Bennett, "Permian embraces produced water recycling," *American Oil & Gas Reporter*, August 2023.
19. Xubo Gu et al., "Challenges and opportunities for second-life batteries: Key technologies and economy," *Renewable and Sustainable Energy Reviews* 192 (March 2024): 114191.
20. Dieuwertje Ewalts et al., "The global circularity gap," accessed March 2024.
21. Beatriz Santos, "Scientists publish learnings from partnership with Eastman," *Sustainable Plastics*, January 23, 2024.
22. Michael Wolosin et al., *Exponential roadmap for natural climate solutions*, Conservation International, 2022.
23. World Economic Forum, "100 Million Farmers," accessed March 2024.
24. World Economic Forum, "Billion-dollar boost for farmers to safeguard EU food security," press release, April 4, 2022; World Economic Forum, "First Movers Coalition: Over 95 members send world's largest clean demand signal for emerging climate technologies," January 8, 2024.
25. Wageningen University, "Generating electricity from waste water," accessed March 2024; Deloitte, "How the energy industry can help the food industry," accessed March 2024.
26. OECD, *Financing water: Investing in sustainable growth*, OECD Environment Policy Paper No. 11, 2018, p. 5.
27. Ibid.
28. World Economic Forum, "395 million new jobs by 2030 if businesses prioritize nature, says World Economic Forum," press release, July 14, 2020.
29. Susanne Reiff, "Utility partnerships: The key to a water-secure future," Utility Platform, July 2023.
30. Organisation for Economic Co-operation and Development (OECD), "Chapter 5: Investment and financing mechanisms for waste management," from *Waste management and the circular economy in selected OECD countries: Evidence from environmental performance reviews* (Paris: OECD Publishing, 2019): pp. 101–10.
31. Jim Thomson, Daniel Bolgren, Kate Hardin, and Carolyn Amon, "A ripe time for municipal gas and waste renewable natural gas partnerships," *Deloitte Insights*, March 2024.
32. Estee Lutte Engao, "How social recycling is saving the ocean and improving lives," Plastic Bank, April 20, 2023.
33. Ben Unglesbee, "Battery recycling could cut dependence on China for rare earths," *Manufacturing Dive*, January 17, 2024.
34. Eleven, "Robotics and computer vision in rare earth waste management: An essential combination," October 26, 2023.
35. International Labour Organization (ILO), *Skills for a greener future: Key findings*, 2019.
36. Mayya Saliba, Jana Rué Glutting, and Esther Goodwin Brown, *Decent work in the circular economy*, ILO, May 2023.
37. Appalachian Regional Commission, *Coal production and employment in Appalachia*, Summer 2023.
38. Saliba et al., *Decent work in the circular economy*.
39. George Stiff, "Vocational and educational initiatives to re- and upskill workers: A catalogue for just transition regions," European Commission, November 2023, p. 4.
40. Jaison R. Abel, Tony Davis, Richard Deitz, and Edison Reyes, *Employer engagement by community colleges in New York state*, Federal Reserve Bank of New York, November 2018, p. 19.
41. Veolia, "How capital program management can save failing water networks," October 21, 2021.
42. Arabella Ruiz, "17 most worrying textile waste statistics & facts," TheRoundup.org, updated March 18, 2024.
43. Ellen MacArthur Foundation, "Rethinking business models for a thriving fashion industry," accessed March 2024.

44. Marco Aurisicchio et al., “What is an access-based business model and how can it tackle waste and protect resources?,” *GreenBiz*, April 8, 2022.
45. CalRecycle, “Recycling Market Development Revolving Loan Program,” accessed March 2024.
46. Russ LaMotte and Jeff Clare, “California passes two new laws to overhaul state’s battery extended producer responsibility program and broadly expand state’s e-waste program,” *Beveridge & Diamond*, October 6, 2022.
47. US Environmental Protection Agency (EPA), “About the Environmentally Preferable Purchasing program,” last updated February 20, 2024.
48. CE stands for *Conformité Européenne*, which is French for “European conformity.” Many products require CE marking before they can be sold in the European Union. CE marking indicates that a product has been assessed by the manufacturer and deemed to meet EU safety, health, and environmental protection requirements. It is required for products manufactured anywhere in the world that are then marketed in the European Union.
49. City of Amsterdam, *Implementation agenda for a circular Amsterdam 2023–2026*, 2023, p. 43.
50. Apple, “Apple will use 100 percent recycled cobalt in batteries by 2025,” press release, April 13, 2023. This article is an independent publication and has not been authorized, sponsored, or otherwise approved by Apple Inc.
51. Pacific Gas & Electric Company (PG&E), *PG&E energy water conservation plan – final report*, May 7, 2018.
52. Hannah Weggerle, “AREECA,” AFR100, accessed March 2024.

---

# About the authors

## Stanley Porter

sporter@deloitte.com

Stanley Porter serves as Deloitte's Global & US Energy, Resources & Industrials (ER&I) industry leader. He oversees and drives the development and execution of the overall ER&I strategy across all geographies and businesses, including more than 44,000 professionals and serving close to 75% of the Global Fortune 500 clients. Porter has more than 30 years of industry and global client leader experience, and he has worked with some of the largest names in the industry on a range of business issues.

## John O'Brien

johnobrien1@deloitte.com

John O'Brien is a partner in Deloitte & Touche LLP's Risk & Financial Advisory practice, specializing in energy, sustainability, and climate; clean energy; and clean technology. He is Deloitte's global lead for decarbonization in mining and metals, co-founder of the Australian Climate Leaders Coalition, and leads Deloitte's collaboration with the World Economic Forum on climate governance. With more than 30 years of experience, he specializes in advisory services on strategy development, financial analysis, project financing, risk assessment, and practical decarbonization strategies.

## Rana Sen

rsen@deloitte.com

Rana Sen is a managing director in Deloitte Consulting LLP and is the Sustainability, Climate, and Equity practice leader for the state, local, and higher education sector. He also led Deloitte's work with the Climate Innovation Collaboratory, a program established by Deloitte and the University of Colorado–Boulder. He has spent the last two decades advocating for public sector initiatives that emphasize economic development and opportunity for all residents, sustainable systems, and vital public health programs. He has supported digital transformations for essential public services such as transportation, public health, human services, finance, and administration.

## Geoff Tuff

gtuff@deloitte.com

Geoff Tuff has more than 30 years of experience consulting to some of the world's top companies on the subjects of growth, innovation, and adapting business models to deal with change. Currently, he is a principal at Deloitte and holds various positions across the firm's Sustainability, Innovation, and Strategy practices. Those include leadership of the US Hydrogen Practice and all Sustainability, Climate and Equity work for clients in the energy and industrials sectors. Prior to this, he led the innovation firm Doblin and was a senior partner at Monitor Group, serving as a member of its global Board of Directors.

## Kate Hardin

khardin@deloitte.com

Kate Hardin leads Deloitte's research team focused on the implications of the energy transition for the Industrial, Oil, Gas, and Power sectors and has more than 25 years of energy industry experience. Before that, she led IHS Markit's integrated coverage of transportation decarbonization and the implications for automotive and energy companies.

## Jaya Nagdeo

jnagdeo@deloitte.com

Jaya Nagdeo is a manager with Deloitte Services India Pvt. Ltd. and a part of the Deloitte Research Center for Energy & Industrials. She has close to 15 years of experience in strategic and financial research across all power, utilities, and renewable energy subsectors and has contributed to many studies in the areas of energy transition, business strategy, digital transformation, operational performance, and market landscape.

---

# Acknowledgments

The authors would like to thank **Ayla Haig** from Deloitte Consulting LLP and **Ashlee Christian** from Deloitte Services LP for their subject matter inputs and contributions toward the development of this study; **Anshu Mittal**, **Abhinav Purohit**, **Visharad Bhatia**, and **Vamshi Krishna** from the Deloitte Research & Insights team for the extensive research, analysis, and review support; **Rithu Thomas** and **Preetha Devan** from the Deloitte Insights team for providing support with the report's editing and publication processes; **Clayton Wilkerson** and **Heather Ashton** from Deloitte Services LP and **Joanna Lambeas** from Deloitte Touche Tohmatsu Limited for their operational support; and **Tara Meyer** and **Alyssa Weir** for their marketing support.

---

# About the Deloitte Research Center for Energy & Industrials

The Deloitte Research Center for Energy & Industrials combines rigorous research with industry-specific knowledge and practice-led experience to deliver insights that can drive business impact. The energy, resources, and industrials industry is the nexus for building, powering, and securing the smart, connected world of tomorrow. Our research uncovers opportunities that can help businesses thrive.

## Connect

[Read about our industry service offerings.](#)

## Subscribe

[Get in touch with us.](#)

## Engage

Follow us on X [@DeloitteUS](#).

---

# Continue the conversation

## Industry leadership

### **Stanley Porter**

Global industry leader, Energy, Resources & Industrials  
sporter@deloitte.com

### **John England**

Global sector leader, Energy & Chemicals  
jengland@deloitte.com

### **Ian Sanders**

Global sector leader, Mining & Metals  
iasanders@deloitte.com.au

### **Kate Hardin**

Executive director, Center for Energy & Industrials  
khardin@deloitte.com

### **Teresa Thomas**

US sector leader, Energy & Chemicals  
tethomas@deloitte.com

### **John Diasselliss**

US sector leader, Mining  
jdiasselliss@deloitte.com

### **Brad Johnson**

US sector leader, Metals  
bradjohnson@deloitte.com

### **John Coykendall**

US sector leader, Industrial Products & Construction  
jcoykendall@deloitte.com

### **Jim Thomson**

US sector leader, Power, Utilities, & Renewables  
jamthomson@deloitte.com

### **Thomas Schlaak**

Global sector leader, Power, Utilities, & Renewables  
tschlaak@deloitte.de

### **Jean-Louis Rassineux**

Global sector leader, Industrial Products & Construction  
jrassineux@deloitte.fr

---

# Contributors

**Editorial:** Rithu Thomas, Arpan Kumar Saha, Pubali Dey, Debashree Mandal, Blythe Hurley, and Preetha Devan

**Cover artwork:** Rahul Bodiga

**Creative:** Molly Piersol, Jim Slatton, Natalie Pfaff, Rahul Bodiga, Jaime Austin, Harry Wedel, Meena Sonar, and Sanaa Saifi

## Deloitte.

---

Published in collaboration with Deloitte Insights.

### About this publication

This publication contains general information only, and none of Deloitte Touche Tohmatsu Limited, its member firms, or its and their affiliates are, by means of this publication, rendering accounting, business, financial, investment, legal, tax, or other professional advice or services. This publication is not a substitute for such professional advice or services, nor should it be used as a basis for any decision or action that may affect your finances or your business. Before making any decision or taking any action that may affect your finances or your business, you should consult a qualified professional adviser. None of Deloitte Touche Tohmatsu Limited, its member firms, or its and their respective affiliates shall be responsible for any loss whatsoever sustained by any person who relies on this publication.

### About Deloitte

Deloitte refers to one or more of Deloitte Touche Tohmatsu Limited, a UK private company limited by guarantee (“DTTL”), its network of member firms, and their related entities. DTTL and each of its member firms are legally separate and independent entities. DTTL (also referred to as “Deloitte Global”) does not provide services to clients. In the United States, Deloitte refers to one or more of the US member firms of DTTL, their related entities that operate using the “Deloitte” name in the United States and their respective affiliates. Certain services may not be available to attest clients under the rules and regulations of public accounting. Please see [www.deloitte.com/about](http://www.deloitte.com/about) to learn more about our global network of member firms.